



കേരള സർക്കാർ

COVID-19 OUTBREAK CONTROL AND PREVENTION STATE
CELL HEALTH & FAMILY WELFARE DEPARTMENT
Govt of Kerala
www.health.kerala.gov.in

www.dhs.kerala.gov.in

controlroomdhskerala@gmail.com

KeralaHEALTH-COVID-19 DAILY VACCINATION BULLETIN

Date: 26/11/2021

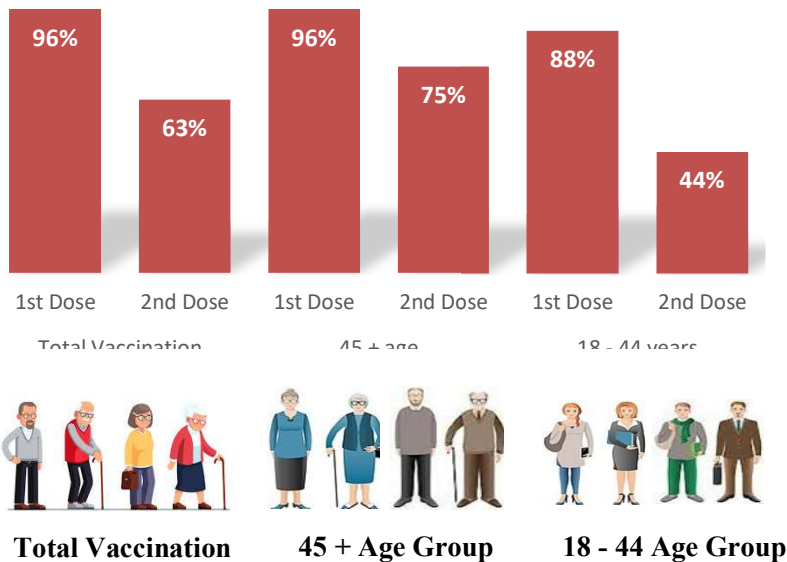
**OUR HEALTH OUR RESPONSIBILITY
VACCINE ADVISORY**

- *People who are vaccinated with Covid Vaccine are reported to have reduced Covid related ICU admissions, serious disease and death.*
- *Early vaccination is useful to safeguard our life from this deadly disease.*
- *Vaccination sessions are planned as per the availability of vaccine. All are requested to cooperate.*
- *After receiving the first dose, second dose of Covishield vaccine is to be taken between 12–16 weeks and second dose of Covaxin between 4–6 weeks.*
- *Covid vaccination is currently available to all above the age of 18*
- *Vaccination is available free of cost in all Government covid vaccination centers, and at a nominal rate (as per the GoI order F.No.2079203/2021/Immunization) in selected private Hospitals.*
- **ENSURE ALL YOUR ELIGIBLE FAMILY MEMBERS ARE PROTECTED BY RECEIVING ANY OF THE AVAILABLE COVID VACCINE.**
- **“BOTH COVAXIN AND COVISHIELD ARE EQUALLY EFFECTIVE AND SAFE”**
- **“BE FULLY PROTECTED – GET THE SECOND DOSE AT YOUR SCHEDULED TIME”**

ANALYSIS

COVID-19 mass vaccinations are showing signs of preventing illness and steep decline in cases and hospital admissions in countries which done vaccination. Kerala started its vaccination for health care workers from January 16, 2021. The COVID-19 Vaccines Operational Guidelines issued by the Ministry of Health and Family Welfare, Govt. of India, 28th December 2020 and all subsequent Guidelines issued by Ministry of Health and Family Welfare, Govt of India are followed at the sites and all vaccination lanes

Summary of COVID Vaccine Administered as on 26-11-2021 midnight

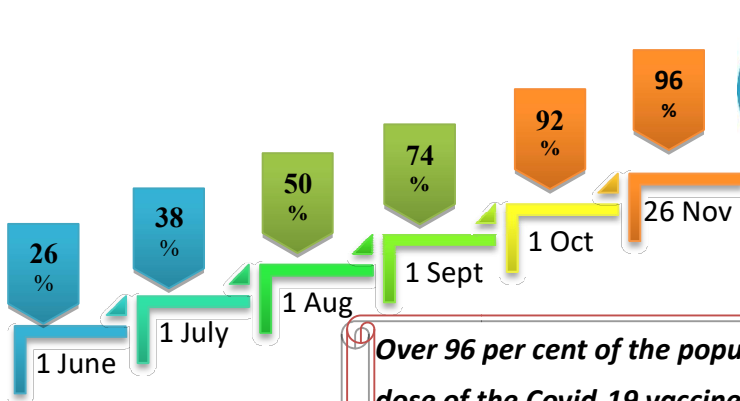


96% of eligible population vaccinated with a single dose till November 26

63% of eligible population vaccinated with double dose till November 26

State has vaccinated more than 96% of people aged more than 45 years with a single dose

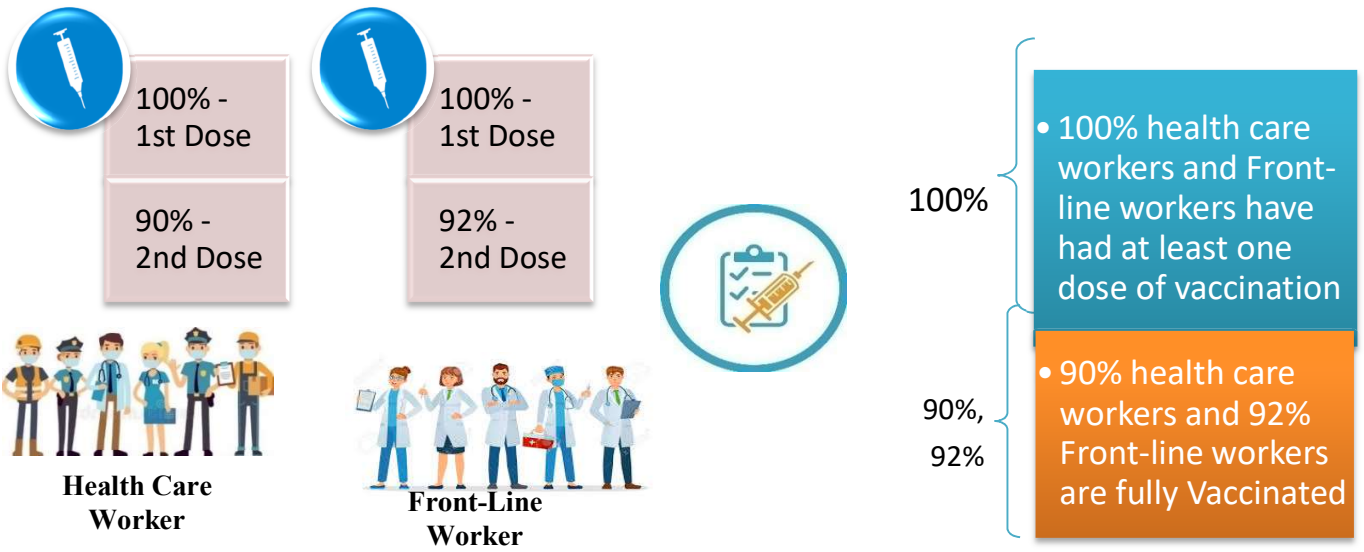
Time Line of Vaccination Coverage



Kerala began administration of COVID 19 Vaccines on 16th January, 2021. As of 26th November 2021, Kerala has administered over 30 million doses overall, including first and second doses of vaccines.


Over 96 per cent of the population in Kerala has been administered the first dose of the Covid-19 vaccine. The state has achieved the target within 314 days since the beginning of the vaccination drive on January 16.

Health Care Workers & Front-line Workers Vaccinated



Are You Vaccinated? You Still Need to Practice: SMS

- Even after vaccination, follow COVID appropriate behavior
- Practice Social Distancing and greet without physical contact
- Always wear clean face mask
- Wash your hands thoroughly and frequently or use hand sanitizer
- Follow the current COVID 19 guidelines to prevent further spread
- Stay Safe. Stay Strong. Get Vaccinated



Even After Getting Vaccinated Keep Taking Precautions to Protect Your Self

			
GET VACCINATED	WASH YOUR HANDS	WEAR A MASK	KEEP YOUR DISTANCE

The Race Towards Full Vaccination - Weekly Trend

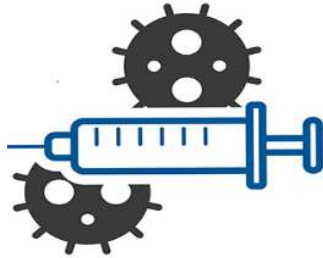
13th Nov – 19th Nov

Kerala Administered over

8.81 Lakh

COVID Vaccine Doses

in the last 7 days
(13 Nov to 19 Oct)



From 13th Nov to 19th Nov, on average

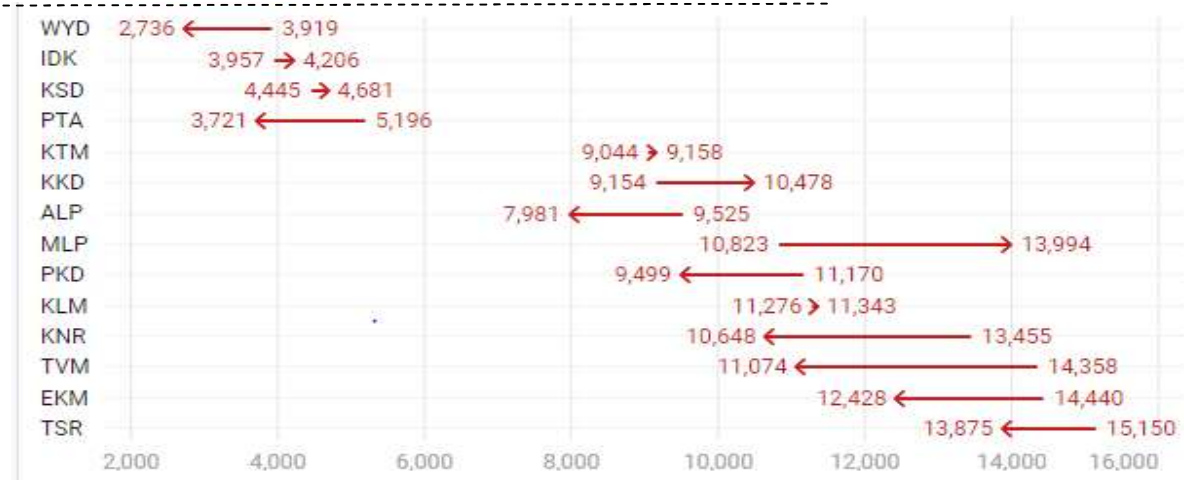
1.26 lakh

doses were administered daily.

Average Doses Administered Per day per week (in 1000)



Trend in average per day vaccination for the last two weeks



Race Against Time – Vaccination Quarterly Status

(Q1: 16th Jan-Mar, Q2: Apr-June, Q3: July-Sep)

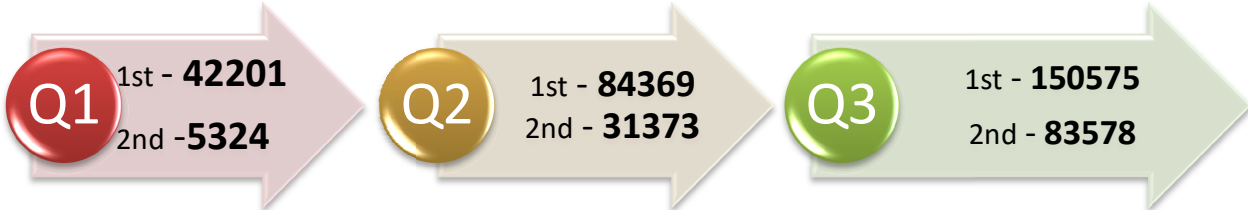
Daily Average Dozes Administered per Quarter

In the first Quarter, only 42201 first dozes and 5324 second dozes were administered daily on average. During the second and third quarters, the daily vaccination of the first and second dozes increased significantly.

Q1 : 16th Jan – Mar

Q2 : Apr - June

Q3 : July - Sep



Vaccination Achievement per Quarter

In the third quarter of the immunization drive, 52% of the eligible population (18 + age) in Kerala were given the first dose and 29% the second dose.

Dose Progression

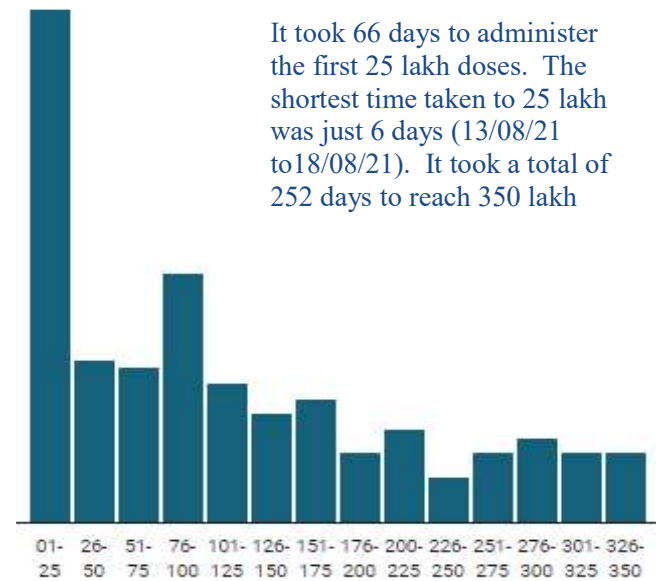
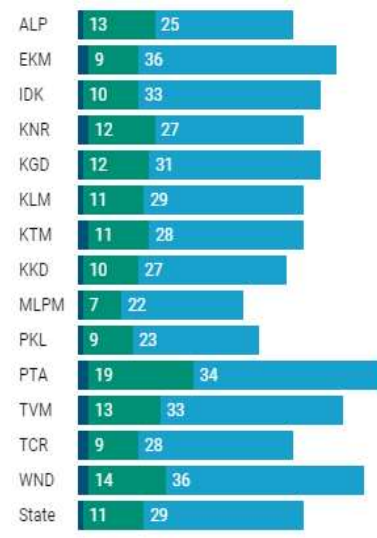
The chart shows the days taken for total COVID-19 Vaccination doses in Kerala to cross every 25 lakh dose mark

■ Q1 ■ Q2 ■ Q3

First Dose

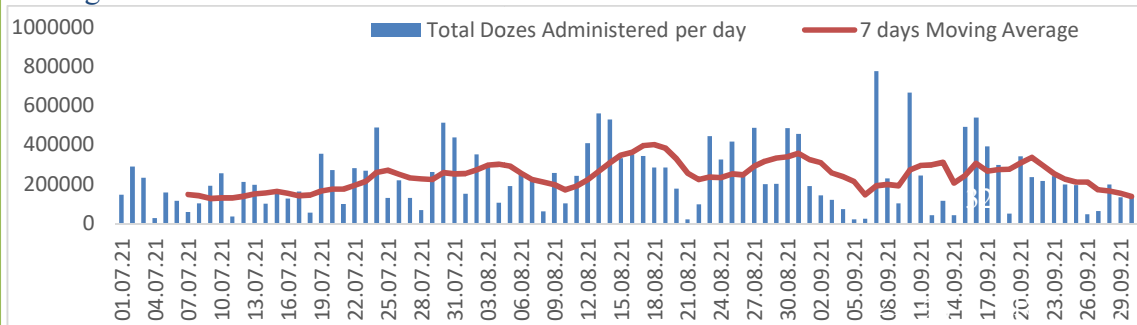


Second Dose



Vaccine Administered per Day and 7 days Moving Average in Last Quarter (July -

September) The seven-day moving average of daily dozes in the last quarter showed a peak on August 18th and continued to fluctuate thereafter



The average rate of daily vaccination fell between the last two weeks of September compared to the first three weeks. On 20/09/2021 the total dozes administered were 3.41 lakh, it declined thereafter and reached up to 1.34 lakh.

Important Message to the Public

- a. *Infection or infection rate is only a part and disease manifestation of disease is to be monitored*
- b. *Fatality among vaccinated people is very less. Disease severity among vaccinated people is less.*
- c. *People with comorbidity should be careful. Once detected covid positive they should get admitted and do not stay at home.*
- d. *Death among non-vaccinated people, especially people with comorbidity is because of late arrival in hospitals*
- e. *Diabetes and Hypertension together is the most common cause of patient death if they arrive late.*
- f. *Vaccinated people, only if symptomatic are advised to consult Doctor.*
- g. *Non Vaccinated people, if symptomatic, may do RTPCR test*
- h. *Antigen testing is only for emergency purpose*
- i. *Non vaccinated people with co-morbidities to do testing by RTPCR and consult doctor*
- j. *Repeat RTPCR is not needed among the people who are detected COVID positive in the previous 2 months*
- k. *All young person detected positive and at home isolation should do glucose test*

TABLE1.Total Vaccination done in the State as on 26/11/2021 midnight

State Summary till			27/11/2021	at 12 AM		
District	Target	First Dose	Percentage *	Second Dose	Percentage*	Total Doses Administered
Alappuzha	1704179	1532534	90%	1083831	64%	26,16,365
Ernakulam	2954098	2990065	101%	2079820	70%	50,69,885
Idukki	869082	865861	100%	584287	67%	14,50,148
Kannur	1913861	1909478	100%	1203902	63%	31,13,380
Kasaragod	992363	922766	93%	639448	64%	15,62,214
Kollam	2093511	1971683	94%	1301282	62%	32,72,965
Kottayam	1562022	1492776	96%	1062572	68%	25,55,348
Kozhikode	2499523	2375660	95%	1425557	57%	38,01,217
Malappuram	2988358	2893223	97%	1386048	46%	42,79,271
Palakkad	2140261	2025764	95%	1213031	57%	32,38,795
Pathanamthitta	1036488	1056513	102%	788751	76%	18,45,264
Thiruvananthapuram	2675400	2601056	97%	1862681	70%	44,63,737
Thrissur	2545664	2326988	91%	1645650	65%	39,72,638
Wayanad	659698	666422	101%	520870	79%	11,87,292
Grand Total	26634508	25630789	96%	16797730	63%	4,24,28,519
	*Revised target population(> 18 years) as per MOHFW is 2.67 crores *As per letter from Additional Secretary MOHFW- D O No 2317579/2021/Imm dated 15/09/2021					

TABLE2.Covid-19 Vaccination Center Functional in the State as on 26/11/2021 midnight

<i>DISTRICTS</i>	Public	Private	Total
Alappuzha	5	8	13
Ernakulam	101	50	151
Idukki	13	6	19
Kannur	8	19	27
Kasaragod	47	4	51
Kollam	75	14	89
Kottayam	15	12	27
Kozhikode	89	18	107
Malappuram	29	8	37
Palakkad	63	14	77
Pathanamthitta	62	14	76
Thiruvananthapuram	102	23	125
Thrissur	55	35	90
Wayanad	56	2	58
GrandTotal	720	227	947

TABLE3. Health Care Workers Coverage as on 26/11/2021 midnight

<i>DISTRICT</i>	<i>1ST DOSE</i>	<i>Percentage</i>	<i>2ND DOSE</i>	<i>Percentage Fully Vaccinated</i>
Alappuzha	29005	100%	26815	92%
Ernakulam	85551	100%	74573	87%
Idukki	13548	100%	12821	95%
Kannur	40375	100%	36926	91%
Kasaragod	11610	100%	10641	92%
Kollam	36026	100%	33166	92%
Kottayam	38693	100%	35646	92%
Kozhikode	52726	100%	47141	89%
Malappuram	44817	100%	41039	92%
Palakkad	34667	100%	31265	90%
Pathanamthitta	29326	100%	24648	84%
Thiruvananthapuram	73402	100%	65266	89%
Thrissur	51907	100%	48484	93%
Wayanad	13973	100%	13136	94%
GrandTotal	555626	100%	501567	90%

TABLE4. Frontline workers Coverage as on 26/11/2021 midnight

<i>DISTRICT</i>	<i>1ST DOSE</i>	<i>Percentage</i>	<i>2nd DOSE</i>	<i>Percentage Fully Vaccinated</i>
Alappuzha	39114	100%	36263	93%
Ernakulam	54910	100%	49678	90%
Idukki	22984	100%	20937	91%
Kannur	41370	100%	39646	96%
Kasaragod	24611	100%	22182	90%
Kollam	42210	100%	38020	90%
Kottayam	32125	100%	30193	94%
Kozhikode	55255	100%	51713	94%
Malappuram	53904	100%	50559	94%
Palakkad	48087	100%	44755	93%
Pathanamthitta	25241	100%	22148	88%
Thiruvananthapuram	72956	100%	66398	91%
Thrissur	41899	100%	40237	96%
Wayanad	17017	100%	15917	94%
GrandTotal	571683	100%	528646	92%

TABLE5.Age-Appropriate Group (≥45 Years) Coverage as on 26/11/2021 midnight

Age appropriate group (≥45 years) Coverage as on 27/11/2021,12AM					
District	Target	1 st dose coverage	Percentage	2nd dose	Percentage Fully Vaccinated*
Alappuzha	960001	853888	89%	673241	70%
Ernakulam	1483234	1442421	97%	1172761	79%
Idukki	431545	437498	101%	346557	80%
Kannur	965897	945769	98%	724985	75%
Kasaragod	435487	428547	98%	349203	80%
Kollam	1038759	1041664	100%	796792	77%
Kottayam	896478	821484	92%	644175	72%
Kozhikode	1185845	1163341	98%	875038	74%
Malappuram	1210980	1176967	97%	781824	65%
Palakkad	1051934	967679	92%	722284	69%
Pathanamthitta	575669	588901	102%	496025	86%
Thiruvananthapuram	1366301	1297303	95%	1045758	77%
Thrissur	1271199	1231624	97%	981518	77%
Wayanad	298546	303474	102%	264123	88%
Grand Total	13171875	12700560	96%	9874284	75%

*Among those who took 1st Dose

TABLE6.Age-Appropriate Group (18-44Years) Coverage as on 26/11/2021 midnight

18-44 years Coverage as on 27/11/2021 at 12 AM					
District	Target	First Dose		2nd Dose	Percentage fully vaccinated*
		1st Dose Coverage	Percentage	Coverage	
Alappuzha	744178	610527	82%	347512	47%
Ernakulam	1470864	1407183	96%	782808	53%
Idukki	437537	391831	90%	203972	47%
Kannur	947964	881964	93%	402345	42%
Kasaragod	556876	457998	82%	257422	46%
Kollam	1054752	851783	81%	433304	41%
Kottayam	665544	600474	90%	352558	53%
Kozhikode	1313678	1104338	84%	451665	34%
Malappuram	1777378	1617535	91%	512626	29%
Palakkad	1088327	975331	90%	414727	38%
Pathanamthitta	460819	413045	90%	245930	53%
Thiruvananthapuram	1309099	1157395	88%	685259	52%
Thrissur	1274465	1001558	79%	575411	45%
Wayanad	361152	331958	92%	227694	63%
Grand Total	13462633	11802920	88%	5893233	44%

*Among those who have taken first dose

TABLE7.Achievement for the day 26/11/2021 midnight

<i>DISTRICT</i>	<i>1st Dose</i>	<i>2nd Dose</i>	<i>Total</i>
Alappuzha	397	6962	7359
Ernakulam	1512	15517	17029
Idukki	174	2251	2425
Kannur	62	530	592
Kasaragod	368	3905	4273
Kollam	1381	21335	22716
Kottayam	275	2909	3184
Kozhikode	1378	12076	13454
Malappuram	582	4394	4976
Palakkad	743	6094	6837
Pathanamthitta	532	8149	8681
Thiruvananthapuram	2762	46546	49308
Thrissur	1253	14968	16221
Wayanad	160	1351	1511
Grand Total	11579	146987	158566

** Vaccine stock details couldn't be downloaded from e-VIN portal as the portal is down.

TABLE9.COVID Vaccination related sites

support@cowin.gov.in https://www.cowin.gov.in/home https://dashboard.kerala.gov.in/ https://dhs.kerala.gov.in/https://aogyakeralam.gov.in/https://sha.kerala.gov.in/

TABLE 10. COVID Vaccination related Helpline numbers

National/State/District	Line1	Line2	Line3
National Helpline	1075	+91 1123978046	0120 4473222
Disha	1056	04712552056	
StateCallCenter	04712309251	04712309252	04712309255
Thiruvananthapuram	9188610100	1077	
Kollam	04742797609	8589015556	
Pathanamthitta	04682222515	04682228220	
Alappuzha	04772239999		
Kottayam	04812565200	04812304800	04812581900
Idukki	18004255640	04862232220	04862233118
Ernakulam	9072303861		
Thrissur	9400066921	9400066922	9400066923
Palakkad	04912505264	04912505189	8943341439
Malappuram	04832733253	04832737858	04832733252
Kozhikode	7594001442		
Wayanad	04936202343	04936202375	9072510900
Kannur	04972700194		
Kasargod	9061076590	9061079244	9061078026