



കേരള സർക്കാർ

COVID-19 OUTBREAK CONTROL AND PREVENTION STATE
CELL HEALTH & FAMILY WELFARE DEPARTMENT
Govt of Kerala
www.health.kerala.gov.in

www.dhs.kerala.gov.in

controlroomdhskerala@gmail.com

KeralaHEALTH-COVID-19 DAILY VACCINATION BULLETIN

Date: 27/11/2021

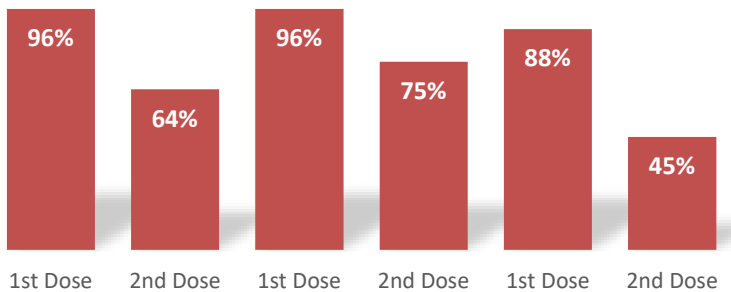
**OUR HEALTH OUR RESPONSIBILITY
VACCINE ADVISORY**

- *People who are vaccinated with Covid Vaccine are reported to have reduced Covid related ICU admissions, serious disease and death.*
- *Early vaccination is useful to safeguard our life from this deadly disease.*
- *Vaccination sessions are planned as per the availability of vaccine. All are requested to cooperate.*
- *After receiving the first dose, second dose of Covishield vaccine is to be taken between 12–16 weeks and second dose of Covaxin between 4-6 weeks.*
- *Covid vaccination is currently available to all above the age of 18.*
- *Vaccination is available free of cost in all Government covid vaccination centers, and at a nominal rate (as per the GoI order F.No.2079203/2021/Immunization) in selected private Hospitals.*
- **ENSURE ALL YOUR ELIGIBLE FAMILY MEMBERS ARE PROTECTED BY RECEIVING ANY OF THE AVAILABLE COVID VACCINE.**
- **“BOTH COVAXIN AND COVISHIELD ARE EQUALLY EFFECTIVE AND SAFE”**
- **“BE FULLY PROTECTED – GET THE SECOND DOSE AT YOUR SCHEDULED TIME”**

ANALYSIS

COVID-19 mass vaccinations are showing signs of preventing illness and steep decline in cases and hospital admissions in countries which done vaccination. Kerala started its vaccination for health care workers from January 16, 2021. The COVID-19 Vaccines Operational Guidelines issued by the Ministry of Health and Family Welfare, Govt. of India, 28th December 2020 and all subsequent Guidelines issued by Ministry of Health and Family Welfare, Govt of India are followed at the sites and all vaccination lanes

Summary of COVID Vaccine Administered as on 27-11-2021 midnight



96% of eligible population vaccinated with a single dose till November 27

96%

63% of eligible population vaccinated with double dose till November 27

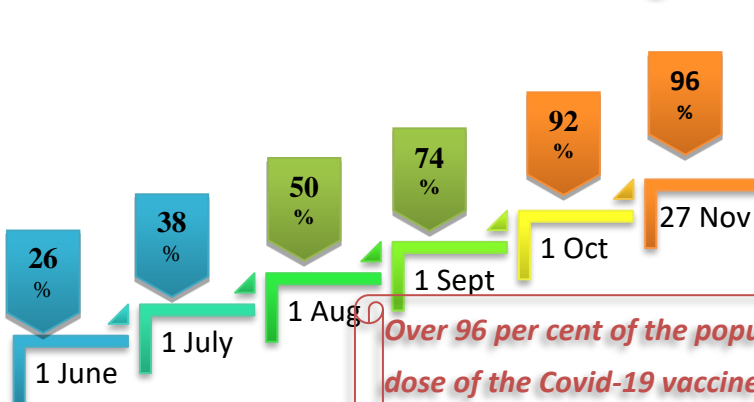
64%

State has vaccinated more than 96% of people aged more than 45 years with a single dose

96%



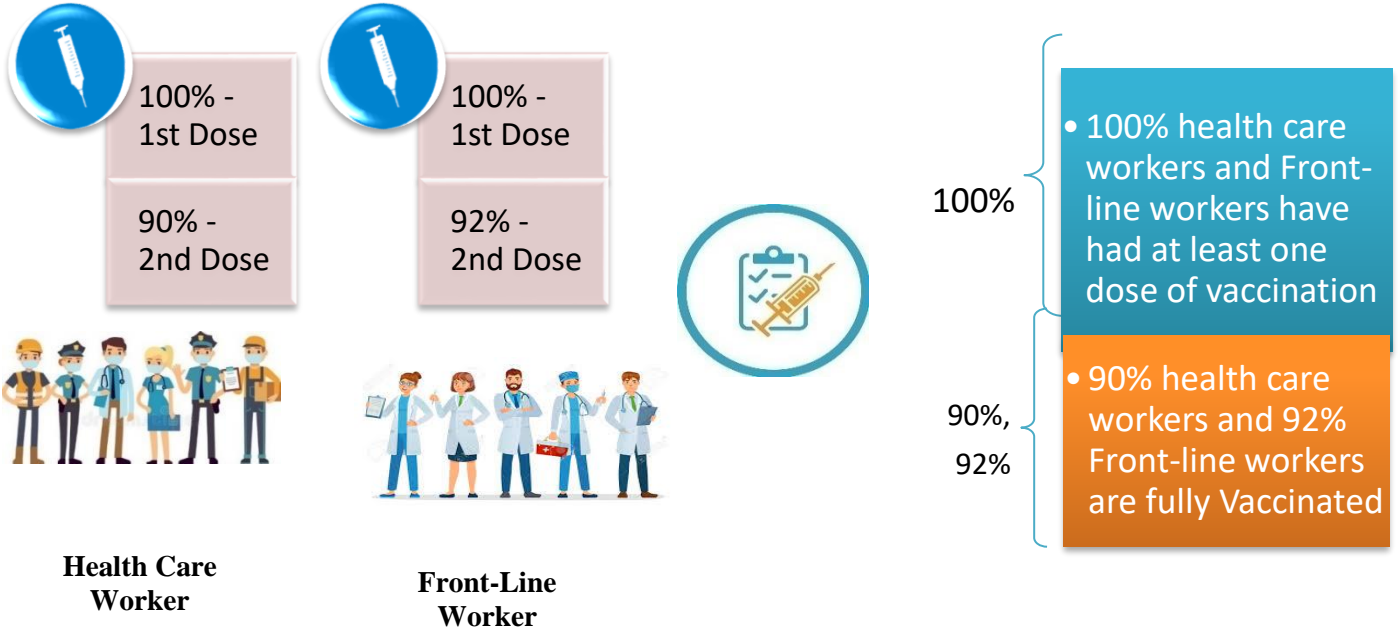
Time Line of Vaccination Coverage



Kerala began administration of COVID 19 Vaccines on 16th January, 2021. As of 27th November 2021, Kerala has administered over 42 million doses overall, including first and second doses of vaccines.


Over 96 per cent of the population in Kerala has been administered the first dose of the Covid-19 vaccine. The state has achieved the target within 315 days since the beginning of the vaccination drive on January 16.

Health Care Workers & Front-line Workers Vaccinated



Are You Vaccinated? You Still Need to Practice:

- Even after vaccination, follow COVID appropriate behavior
- Practice Social Distancing and greet without physical contact
- Always wear clean face mask
- Wash your hands thoroughly and frequently or use hand sanitizer
- Follow the current COVID 19 guidelines to prevent further spread
- Stay Safe. Stay Strong. Get Vaccinated



Even After Getting Vaccinated Keep Taking Precautions to Protect Your Self

GET VACCINATED	WASH YOUR HANDS	WEAR A MASK	KEEP YOUR DISTANCE

The Race Towards Full Vaccination - Weekly Trend

20th Nov – 27th Nov

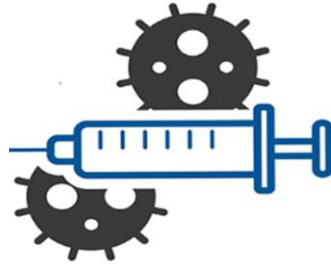
Kerala Administered over

5.56 Lakh

COVID Vaccine Doses

in the last 7 days

(20 Nov to 27 Nov)

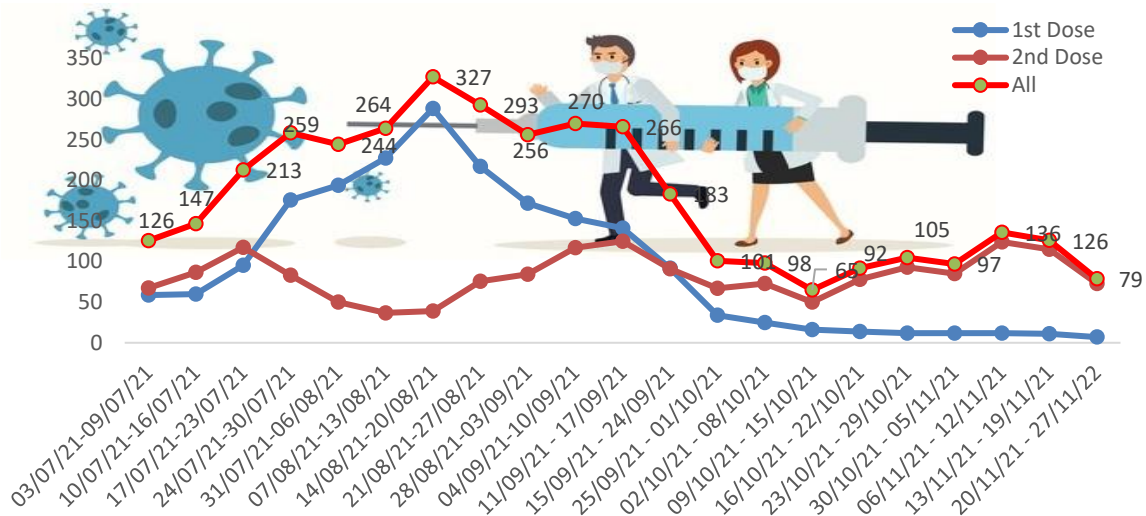


From 20th Nov to 27th Nov, on average

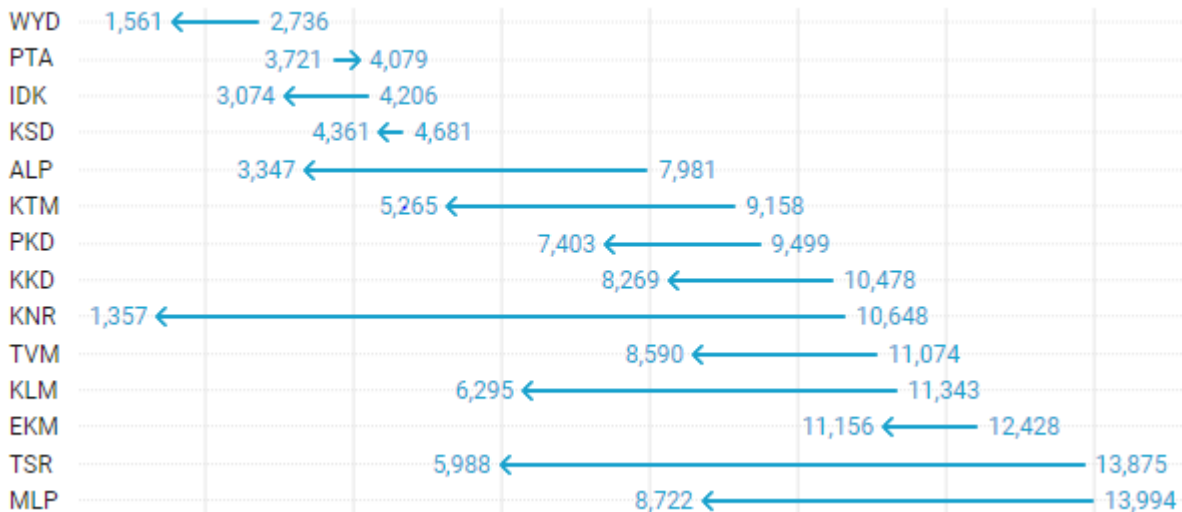
0.79 lakh doses

were administered daily.

Average Doses Administered Per day per week (in 1000)



Trend in average per day vaccination for the last two weeks



Race Against Time – Vaccination Quarterly Status

(Q1: 16th Jan-Mar, Q2: Apr-June, Q3: July-Sep)

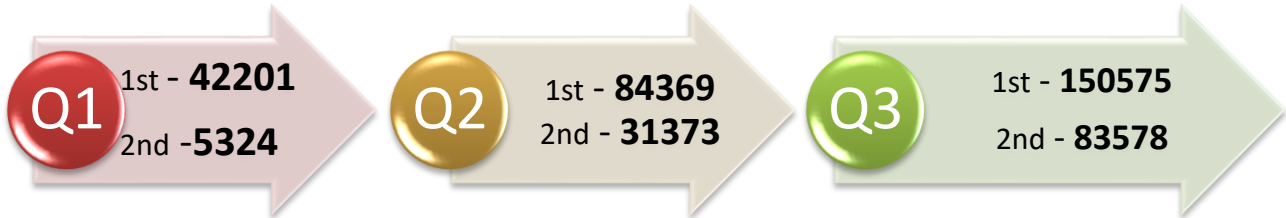
Daily Average Dozes Administered per Quarter

In the first Quarter, only 42201 first dozes and 5324 second dozes were administered daily on average. During the second and third quarters, the daily vaccination of the first and second dozes increased significantly.

Q1 : 16th Jan – Mar

Q2 : Apr - June

Q3 : July - Sep

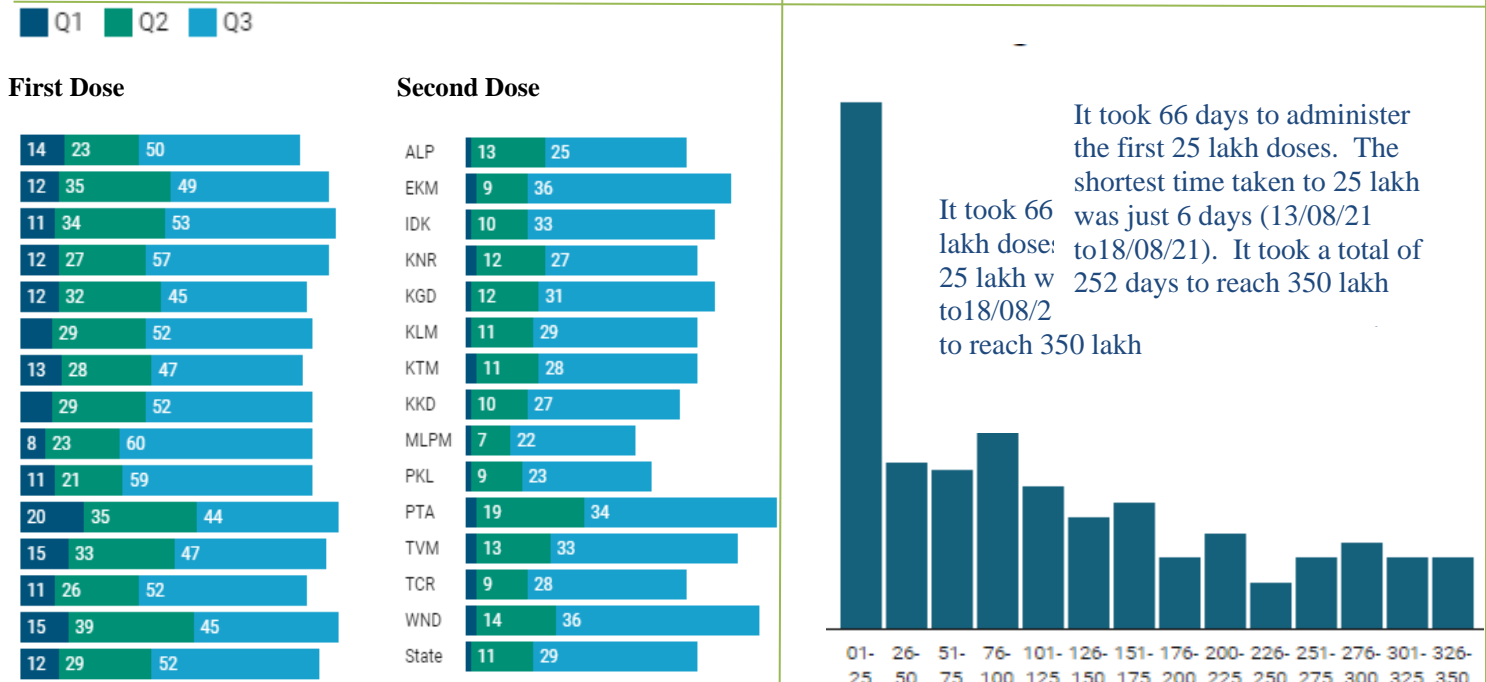


Vaccination Achievement per Quarter

In the third quarter of the immunization drive, 52% of the eligible population (18 + age) in Kerala were given the first dose and 29% the second dose.

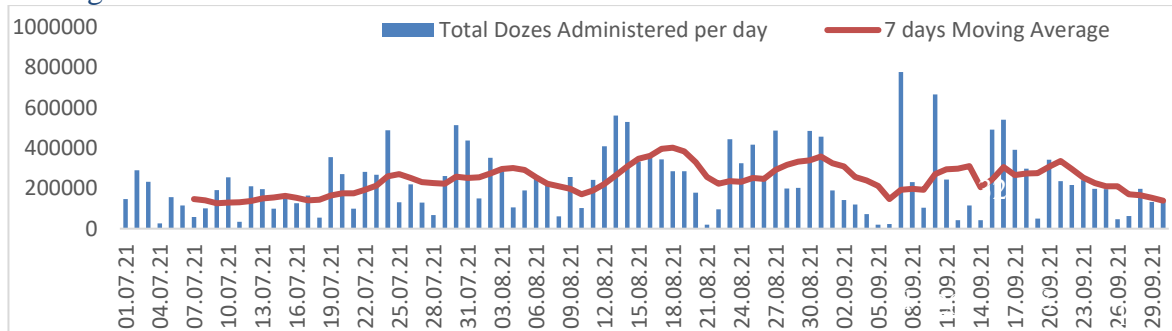
Dose Progression

The chart shows the days taken for total COVID-19 Vaccination dozes in Kerala to cross every 25 lakh dose mark



Vaccine Administered per Day and 7 days Moving Average in Last Quarter (July - September)

The seven-day moving average of daily dozes in the last quarter showed a peak on August 18th and continued to fluctuate thereafter



The average rate of daily vaccination fell between the last two weeks of September compared to the first three weeks. On 20/09/2021 the total dozes administered were 3.41 lakh, it declined thereafter and reached up to 1.34 lakh.

Important Message to the Public

- a. *Infection or infection rate is only a part and disease manifestation of disease is to be monitored*
- b. *Fatality among vaccinated people is very less. Disease severity among vaccinated people is less.*
- c. *People with comorbidity should be careful. Once detected covid positive they should get admitted and do not stay at home.*
- d. *Death among non-vaccinated people, especially people with comorbidity is because of late arrival in hospitals*
- e. *Diabetes and Hypertension together is the most common cause of patient death if they arrive late.*
- f. *Vaccinated people, only if symptomatic are advised to consult Doctor.*
- g. *Non Vaccinated people, if symptomatic, may do RTPCR test*
- h. *Antigen testing is only for emergency purpose*
- i. *Non vaccinated people with co-morbidities to do testing by RTPCR and consult doctor*
- j. *Repeat RTPCR is not needed among the people who are detected COVID positive in the previous 2 months*
- k. *All young person detected positive and at home isolation should do glucose test*

TABLE1.Total Vaccination done in the State as on 27/11/2021 midnight

State Summary till			28/11/2021	at 12 AM		
District	Target	First Dose	Percentage *	Second Dose	Percentage*	Total Doses Administered
Alappuzha	1704179	1533893	90%	1104987	65%	2,638,880
Ernakulam	2954098	2991056	101%	2089780	71%	5,080,836
Idukki	869082	865981	100%	586521	67%	1,452,502
Kannur	1913861	1912316	100%	1248356	65%	3,160,672
Kasaragod	992363	923132	93%	643760	65%	1,566,892
Kollam	2093511	1972296	94%	1311103	63%	3,283,399
Kottayam	1562022	1494282	96%	1079225	69%	2,573,507
Kozhikode	2499523	2378211	95%	1451280	58%	3,829,491
Malappuram	2988358	2896376	97%	1412417	47%	4,308,793
Palakkad	2140261	2027913	95%	1232741	58%	3,260,654
Pathanamthitta	1036488	1056747	102%	792371	76%	1,849,118
Thiruvananthapuram	2675400	2601844	97%	1872607	70%	4,474,451
Thrissur	2545664	2329841	92%	1675207	66%	4,005,048
Wayanad	659698	666648	101%	523536	79%	1,190,184
Grand Total	26634508	25650536	96%	17023891	64%	42,674,427
	*Revised target population(> 18 years) as per MOHFW is 2.67 crores					
	*As per letter from Additional Secretary MOHFW- D O No 2317579/2021/Imm dated 15/09/2021					

TABLE2.Covid-19 Vaccination Center Functional in the State as on 27/11/2021 midnight

DISTRICTS	Public	Private	Total
Alappuzha	86	10	96
Ernakulam	27	54	81
Idukki	12	10	22
Kannur	74	9	83
Kasaragod	38	3	41
Kollam	20	19	39
Kottayam	119	16	135
Kozhikode	90	17	107
Malappuram	66	12	78
Palakkad	101	14	115
Pathanamthitta	10	13	23
Thiruvananthapuram	15	26	41
Thrissur	83	35	118
Wayanad	56	1	57
GrandTotal	797	239	1036

TABLE3. Health Care Workers Coverage as on 27/11/2021 midnight

<i>DISTRICT</i>	<i>1ST DOSE</i>	<i>Percentage</i>	<i>2ND DOSE</i>	<i>Percentage Fully Vaccinated</i>
Alappuzha	29005	100%	26829	92%
Ernakulam	85551	100%	74588	87%
Idukki	13548	100%	12823	95%
Kannur	40375	100%	36944	92%
Kasaragod	11610	100%	10643	92%
Kollam	36026	100%	33172	92%
Kottayam	38693	100%	35660	92%
Kozhikode	52727	100%	47178	89%
Malappuram	44817	100%	41059	92%
Palakkad	34667	100%	31274	90%
Pathanamthitta	29326	100%	24652	84%
Thiruvananthapuram	73402	100%	65283	89%
Thrissur	51907	100%	48506	93%
Wayanad	13973	100%	13138	94%
GrandTotal	555627	100%	501749	90%

TABLE4. Frontline workers Coverage as on 27/11/2021 midnight

<i>DISTRICT</i>	<i>1ST DOSE</i>	<i>Percentage</i>	<i>2nd DOSE</i>	<i>Percentage Fully Vaccinated</i>
Alappuzha	39114	100%	36275	93%
Ernakulam	54910	100%	49686	90%
Idukki	22984	100%	20946	91%
Kannur	41370	100%	39663	96%
Kasaragod	24611	100%	22186	90%
Kollam	42210	100%	38027	90%
Kottayam	32125	100%	30215	94%
Kozhikode	55255	100%	51766	94%
Malappuram	53904	100%	50578	94%
Palakkad	48087	100%	44771	93%
Pathanamthitta	25241	100%	22156	88%
Thiruvananthapuram	72956	100%	66422	91%
Thrissur	41899	100%	40253	96%
Wayanad	17017	100%	15920	94%
GrandTotal	571683	100%	528864	93%

TABLE5.Age-Appropriate Group (≥45 Years) Coverage as on 27/11/2021 midnight

Age appropriate group (≥45 years) Coverage as on 28/11/2021,12AM					
District	Target	1 st dose coverage	Percentage	2nd dose	Percentage Fully Vaccinated*
Alappuzha	960001	854265	89%	680742	71%
Ernakulam	1483234	1442604	97%	1175415	79%
Idukki	431545	437536	101%	347150	80%
Kannur	965897	946396	98%	738013	76%
Kasaragod	435487	428595	98%	349924	80%
Kollam	1038759	1041802	100%	799841	77%
Kottayam	896478	821988	92%	650546	73%
Kozhikode	1185845	1163895	98%	884173	75%
Malappuram	1210980	1177570	97%	789028	65%
Palakkad	1051934	968140	92%	728458	69%
Pathanamthitta	575669	588940	102%	496903	86%
Thiruvananthapuram	1366301	1297470	95%	1048286	77%
Thrissur	1271199	1232434	97%	991546	78%
Wayanad	298546	303502	102%	264600	89%
Grand Total	13171875	12705137	96%	9944625	75%

*Among those who took 1st Dose

TABLE6.Age-Appropriate Group (18-44Years) Coverage as on 27/11/2021 midnight

18-44 years Coverage as on 28/11/2021 at 12 AM					
District	Target	First Dose		2nd Dose	Percentage fully vaccinated*
		1st Dose Coverage	Percentage	Coverage	
Alappuzha	744178	611509	82%	361141	49%
Ernakulam	1470864	1407991	96%	790091	54%
Idukki	437537	391913	90%	205602	47%
Kannur	947964	884175	93%	433736	46%
Kasaragod	556876	458316	82%	261007	47%
Kollam	1054752	852258	81%	440063	42%
Kottayam	665544	601476	90%	362804	55%
Kozhikode	1313678	1106334	84%	468163	36%
Malappuram	1777378	1620085	91%	531752	30%
Palakkad	1088327	977019	90%	428238	39%
Pathanamthitta	460819	413240	90%	248660	54%
Thiruvananthapuram	1309099	1158016	88%	692616	53%
Thrissur	1274465	1003601	79%	594902	47%
Wayanad	361152	332156	92%	229878	64%
Grand Total	13462633	11818089	88%	6048653	45%

*Among those who have taken first dose

TABLE7.Achievement for the day 27/11/2021 midnight

<i>DISTRICT</i>	<i>1st Dose</i>	<i>2nd Dose</i>	<i>Total</i>
Alappuzha	1359	21139	22498
Ernakulam	989	9931	10920
Idukki	117	2216	2333
Kannur	2835	44424	47259
Kasaragod	367	4311	4678
Kollam	611	9784	10395
Kottayam	1507	16652	18159
Kozhikode	2551	25721	28272
Malappuram	3152	26328	29480
Palakkad	2149	19703	21852
Pathanamthitta	231	3594	3825
Thiruvananthapuram	785	9873	10658
Thrissur	2854	29519	32373
Wayanad	226	2665	2891
Grand Total	19733	225860	245593

** Vaccine stock details couldn't be downloaded from e-VIN portal as the portal is down.

TABLE9.COVID Vaccination related sites

support@cowin.gov.in https://www.cowin.gov.in/home https://dashboard.kerala.gov.in/ https://dhs.kerala.gov.in/https://aogyakeralam.gov.in/https://sha.kerala.gov.in/

TABLE 10. COVID Vaccination related Helpline numbers

National/State/District	Line1	Line2	Line3
National Helpline	1075	+91 1123978046	0120 4473222
Disha	1056	04712552056	
StateCallCenter	04712309251	04712309252	04712309255
Thiruvananthapuram	9188610100	1077	
Kollam	04742797609	8589015556	
Pathanamthitta	04682222515	04682228220	
Alappuzha	04772239999		
Kottayam	04812565200	04812304800	04812581900
Idukki	18004255640	04862232220	04862233118
Ernakulam	9072303861		
Thrissur	9400066921	9400066922	9400066923
Palakkad	04912505264	04912505189	8943341439
Malappuram	04832733253	04832737858	04832733252
Kozhikode	7594001442		
Wayanad	04936202343	04936202375	9072510900
Kannur	04972700194		
Kasargod	9061076590	9061079244	9061078026