



കേരള സർക്കാർ

COVID-19 OUTBREAK CONTROL AND PREVENTION STATE
CELL HEALTH & FAMILY WELFARE DEPARTMENT
Govt of Kerala
www.health.kerala.gov.in

www.dhs.kerala.gov.in

controlroomdhskerala@gmail.com

KeralaHEALTH-COVID-19 DAILY VACCINATION BULLETIN

Date: 28/11/2021

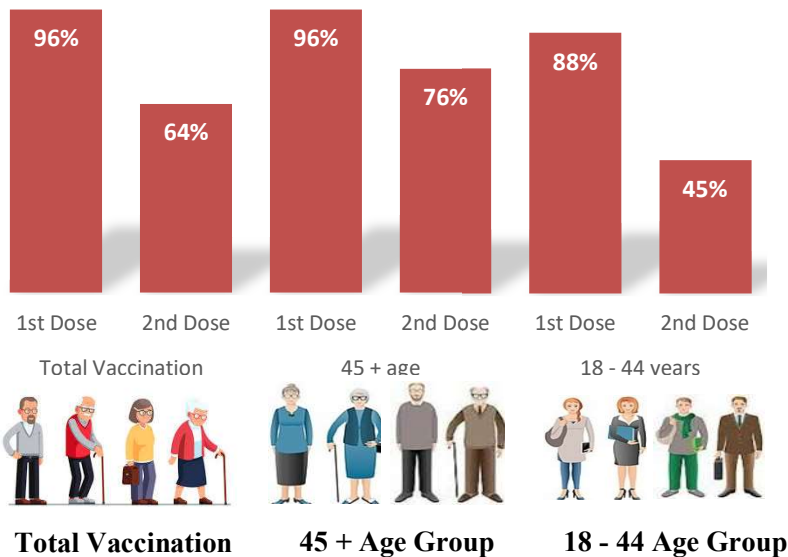
**OUR HEALTH OUR RESPONSIBILITY
VACCINE ADVISORY**

- *People who are vaccinated with Covid Vaccine are reported to have reduced Covid related ICU admissions, serious disease and death.*
- *Early vaccination is useful to safeguard our life from this deadly disease.*
- *Vaccination sessions are planned as per the availability of vaccine. All are requested to cooperate.*
- *After receiving the first dose, second dose of Covishield vaccine is to be taken between 12–16 weeks and second dose of Covaxin between 4–6 weeks.*
- *Covid vaccination is currently available to all above the age of 18*
- *Vaccination is available free of cost in all Government covid vaccination centers, and at a nominal rate (as per the GoI order F.No.2079203/2021/Immunization) in selected private Hospitals.*
- **ENSURE ALL YOUR ELIGIBLE FAMILY MEMBERS ARE PROTECTED BY RECEIVING ANY OF THE AVAILABLE COVID VACCINE.**
- **“BOTH COVAXIN AND COVISHIELD ARE EQUALLY EFFECTIVE AND SAFE”**
- **“BE FULLY PROTECTED – GET THE SECOND DOSE AT YOUR SCHEDULED TIME”**

ANALYSIS

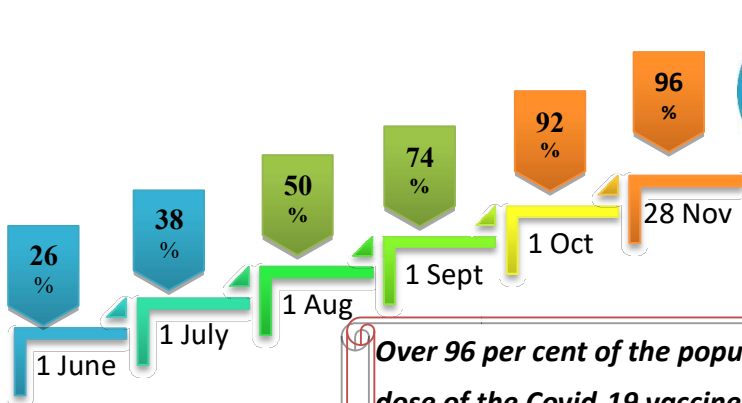
COVID-19 mass vaccinations are showing signs of preventing illness and steep decline in cases and hospital admissions in countries which done vaccination. Kerala started its vaccination for health care workers from January 16, 2021. The COVID-19 Vaccines Operational Guidelines issued by the Ministry of Health and Family Welfare, Govt. of India, 28th December 2020 and all subsequent Guidelines issued by Ministry of Health and Family Welfare, Govt of India are followed at the sites and all vaccination lanes

Summary of COVID Vaccine Administered as on 28-11-2021 midnight



- 96% of eligible population vaccinated with a single dose till November 28
- 64% of eligible population vaccinated with double dose till November 28
- State has vaccinated more than 96% of people aged more than 45 years with a single dose

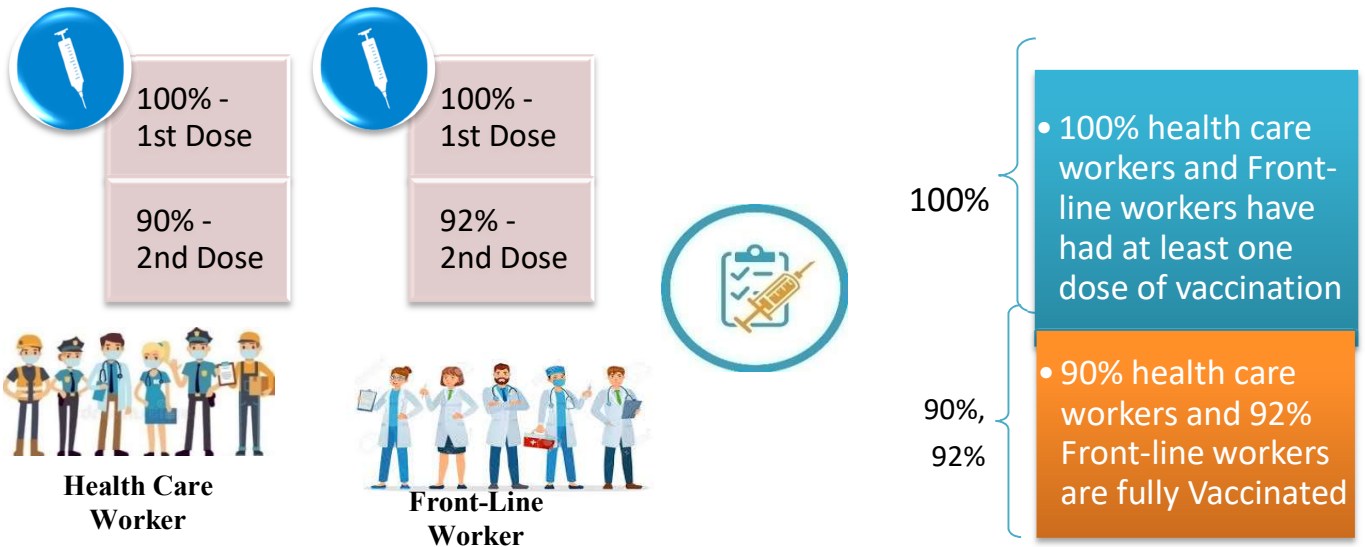
Time Line of Vaccination Coverage



Kerala began administration of COVID 19 Vaccines on 16th January, 2021. As of 28th November 2021, Kerala has administered over 42 million doses overall, including first and second doses of vaccines.


Over 96 per cent of the population in Kerala has been administered the first dose of the Covid-19 vaccine. The state has achieved the target within 316 days since the beginning of the vaccination drive on January 16.

Health Care Workers & Front-line Workers Vaccinated



Are You Vaccinated? You Still Need to Practice: SMS

- Even after vaccination, follow COVID appropriate behavior
- Practice Social Distancing and greet without physical contact
- Always wear clean face mask
- Wash your hands thoroughly and frequently or use hand sanitizer
- Follow the current COVID 19 guidelines to prevent further spread
- Stay Safe. Stay Strong. Get Vaccinated



Even After Getting Vaccinated Keep Taking Precautions to Protect Your Self



GET VACCINATED



WASH YOUR HANDS



WEAR A MASK



KEEP YOUR DISTANCE

The Race Towards Full Vaccination - Weekly Trend

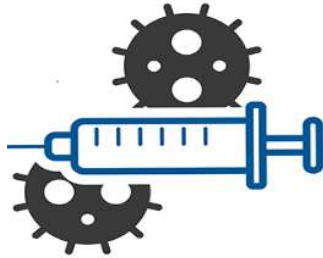
20th Nov – 27th Nov

Kerala Administered over

5.56 Lakh

COVID Vaccine Doses

in the last 7 days
(20 Nov to 27 Nov)

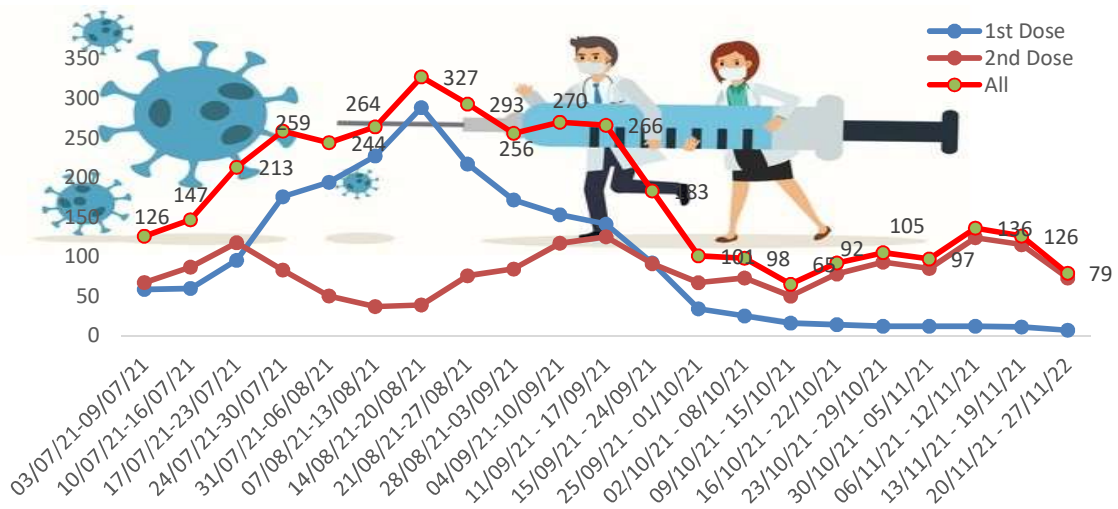


From 20th Nov to 27th Nov, on average

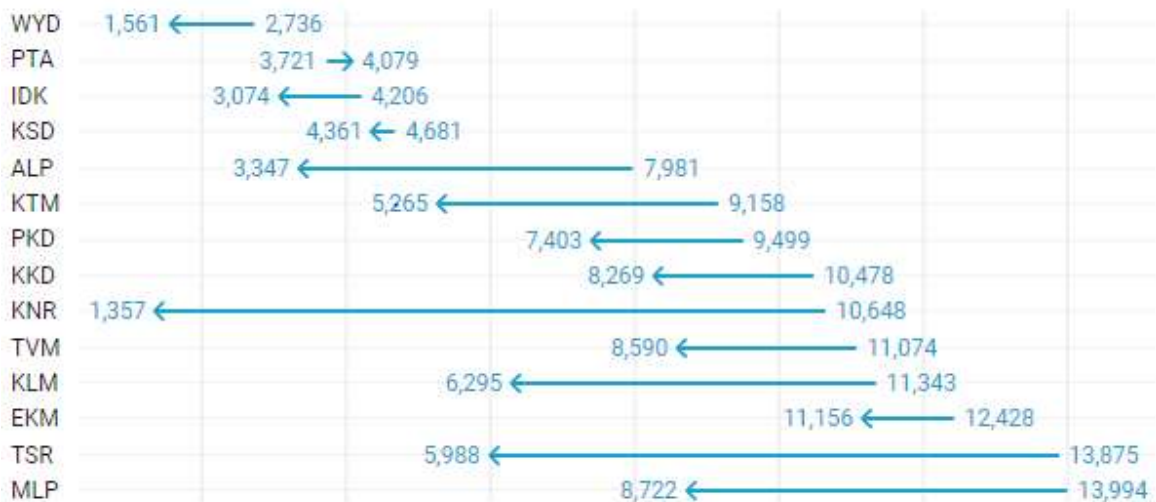
0.79 lakh doses

were administered daily.

Average Doses Administered Per day per week (in 1000)



Trend in average per day vaccination for the last two weeks



Race Against Time – Vaccination Quarterly Status

(Q1: 16th Jan-Mar, Q2: Apr-June, Q3: July-Sep)

Daily Average Dozes Administered per Quarter

In the first Quarter, only 42201 first dozes and 5324 second dozes were administered daily on average. During the second and third quarters, the daily vaccination of the first and second dozes increased significantly.

Q1 : 16th Jan – Mar

Q2 : Apr - June

Q3 : July - Sep



Vaccination Achievement per Quarter

In the third quarter of the immunization drive, 52% of the eligible population (18 + age) in Kerala were given the first dose and 29% the second dose.

Dose Progression

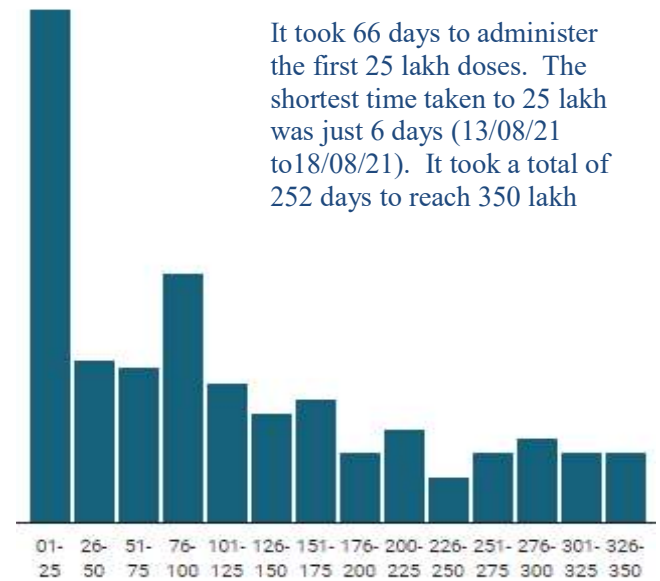
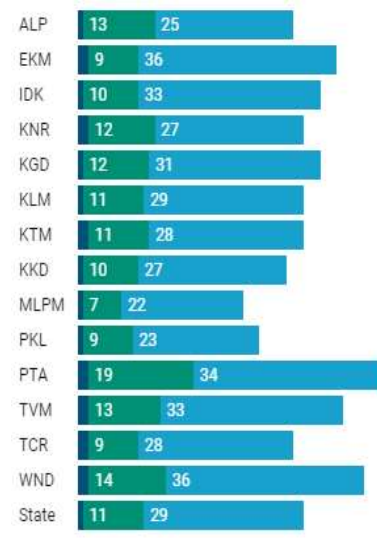
The chart shows the days taken for total COVID-19 Vaccination doses in Kerala to cross every 25 lakh dose mark

■ Q1 ■ Q2 ■ Q3

First Dose

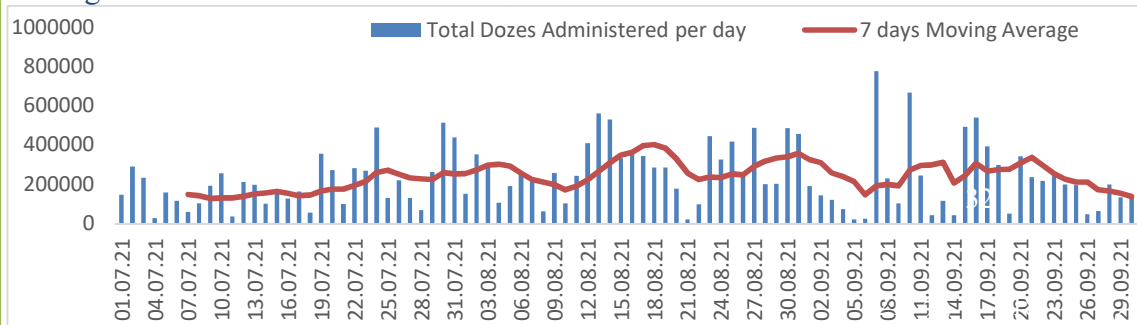


Second Dose



Vaccine Administered per Day and 7 days Moving Average in Last Quarter (July -

September) The seven-day moving average of daily doses in the last quarter showed a peak on August 18th and continued to fluctuate thereafter



The average rate of daily vaccination fell between the last two weeks of September compared to the first three weeks. On 20/09/2021 the total doses administered were 3.41 lakh, it declined thereafter and reached up to 1.34 lakh.

Important Message to the Public

- a. *Infection or infection rate is only a part and disease manifestation of disease is to be monitored*
- b. *Fatality among vaccinated people is very less. Disease severity among vaccinated people is less.*
- c. *People with comorbidity should be careful. Once detected covid positive they should get admitted and do not stay at home.*
- d. *Death among non-vaccinated people, especially people with comorbidity is because of late arrival in hospitals*
- e. *Diabetes and Hypertension together is the most common cause of patient death if they arrive late.*
- f. *Vaccinated people, only if symptomatic are advised to consult Doctor.*
- g. *Non Vaccinated people, if symptomatic, may do RTPCR test*
- h. *Antigen testing is only for emergency purpose*
- i. *Non vaccinated people with co-morbidities to do testing by RTPCR and consult doctor*
- j. *Repeat RTPCR is not needed among the people who are detected COVID positive in the previous 2 months*
- k. *All young person detected positive and at home isolation should do glucose test*

TABLE1.Total Vaccination done in the State as on 28/11/2021 midnight

State Summary till			29/11/2021	at 12 AM		
District	Target	First Dose	Percentage *	Second Dose	Percentage*	Total Doses Administered
Alappuzha	1704179	1533899	90%	1105044	65%	26,38,943
Ernakulam	2954098	2991397	101%	2091698	71%	50,83,095
Idukki	869082	866003	100%	586590	67%	14,52,593
Kannur	1913861	1912407	100%	1249938	65%	31,62,345
Kasaragod	992363	923207	93%	644507	65%	15,67,714
Kollam	2093511	1972317	94%	1311269	63%	32,83,586
Kottayam	1562022	1494303	96%	1079366	69%	25,73,669
Kozhikode	2499523	2378332	95%	1452638	58%	38,30,970
Malappuram	2988358	2896448	97%	1413259	47%	43,09,707
Palakkad	2140261	2027921	95%	1232830	58%	32,60,751
Pathanamthitta	1036488	1056750	102%	792391	76%	18,49,141
Thiruvananthapuram	2675400	2602176	97%	1877362	70%	44,79,538
Thrissur	2545664	2329881	92%	1675555	66%	40,05,436
Wayanad	659698	666649	101%	523543	79%	11,90,192
Grand Total	26634508	25651690	96%	17035990	64%	4,26,87,680
	*Revised target population(> 18 years) as per MOHFW is 2.67 crores *As per letter from Additional Secretary MOHFW- D O No 2317579/2021/Imm dated 15/09/2021					

TABLE2.Covid-19 Vaccination Center Functional in the State as on 28/11/2021 midnight

<i>DISTRICTS</i>	Public	Private	Total
Alappuzha	0	4	4
Ernakulam	5	14	19
Idukki	1	1	2
Kannur	5	9	14
Kasaragod	3	1	4
Kollam	0	8	8
Kottayam	0	3	3
Kozhikode	10	11	21
Malappuram	2	8	10
Palakkad	0	9	9
Pathanamthitta	2	2	4
Thiruvananthapuram	18	22	40
Thrissur	0	35	35
Wayanad	2	1	3
GrandTotal	48	128	176

TABLE3. Health Care Workers Coverage as on 28/11/2021 midnight

<i>DISTRICT</i>	<i>1ST DOSE</i>	<i>Percentage</i>	<i>2ND DOSE</i>	<i>Percentage Fully Vaccinated</i>
Alappuzha	29005	100%	26829	92%
Ernakulam	85551	100%	74592	87%
Idukki	13548	100%	12823	95%
Kannur	40375	100%	36947	92%
Kasaragod	11610	100%	10644	92%
Kollam	36026	100%	33172	92%
Kottayam	38693	100%	35660	92%
Kozhikode	52727	100%	47178	89%
Malappuram	44817	100%	41060	92%
Palakkad	34667	100%	31275	90%
Pathanamthitta	29326	100%	24653	84%
Thiruvananthapuram	73402	100%	65290	89%
Thrissur	51907	100%	48506	93%
Wayanad	13973	100%	13138	94%
GrandTotal	555627	100%	501767	90%

TABLE4. Frontline workers Coverage as on 28/11/2021 midnight

<i>DISTRICT</i>	<i>1ST DOSE</i>	<i>Percentage</i>	<i>2nd DOSE</i>	<i>Percentage Fully Vaccinated</i>
Alappuzha	39114	100%	36275	93%
Ernakulam	54910	100%	49689	90%
Idukki	22984	100%	20946	91%
Kannur	41370	100%	39663	96%
Kasaragod	24611	100%	22187	90%
Kollam	42210	100%	38028	90%
Kottayam	32125	100%	30216	94%
Kozhikode	55256	100%	51768	94%
Malappuram	53904	100%	50578	94%
Palakkad	48087	100%	44771	93%
Pathanamthitta	25241	100%	22156	88%
Thiruvananthapuram	72956	100%	66432	91%
Thrissur	41899	100%	40253	96%
Wayanad	17017	100%	15920	94%
GrandTotal	571684	100%	528882	93%

TABLE5.Age-Appropriate Group (≥45 Years) Coverage as on 28/11/2021 midnight

Age appropriate group (≥45 years) Coverage as on 29/11/2021,12AM					
District	Target	1 st dose coverage	Percentage	2nd dose	Percentage Fully Vaccinated*
Alappuzha	960001	854265	89%	680760	71%
Ernakulam	1483234	1442658	97%	1175881	79%
Idukki	431545	437536	101%	347161	80%
Kannur	965897	946418	98%	738525	76%
Kasaragod	435487	428606	98%	350076	80%
Kollam	1038759	1041809	100%	799890	77%
Kottayam	896478	821997	92%	650595	73%
Kozhikode	1185845	1163920	98%	884684	75%
Malappuram	1210980	1177573	97%	789162	65%
Palakkad	1051934	968141	92%	728471	69%
Pathanamthitta	575669	588942	102%	496907	86%
Thiruvananthapuram	1366301	1297533	95%	1049229	77%
Thrissur	1271199	1232440	97%	991638	78%
Wayanad	298546	303503	102%	264604	89%
Grand Total	13171875	12705341	96%	9947583	76%

*Among those who took 1st Dose

TABLE6.Age-Appropriate Group (18-44Years) Coverage as on 28/11/2021 midnight

18-44 years Coverage as on 29/11/2021 at 12 AM					
District	Target	First Dose		2nd Dose	Percentage fully vaccinated*
		1st Dose Coverage	Percentage	Coverage	
Alappuzha	744178	611515	82%	361180	49%
Ernakulam	1470864	1408278	96%	791536	54%
Idukki	437537	391935	90%	205660	47%
Kannur	947964	884244	93%	434803	46%
Kasaragod	556876	458380	82%	261600	47%
Kollam	1054752	852272	81%	440179	42%
Kottayam	665544	601488	90%	362895	55%
Kozhikode	1313678	1106429	84%	469008	36%
Malappuram	1777378	1620154	91%	532459	30%
Palakkad	1088327	977026	90%	428313	39%
Pathanamthitta	460819	413241	90%	248675	54%
Thiruvananthapuram	1309099	1158285	88%	696411	53%
Thrissur	1274465	1003635	79%	595158	47%
Wayanad	361152	332156	92%	229881	64%
Grand Total	13462633	11819038	88%	6057758	45%

*Among those who have taken first dose

TABLE7.Achievement for the day 28/11/2021 midnight

<i>DISTRICT</i>	<i>1st Dose</i>	<i>2nd Dose</i>	<i>Total</i>
Alappuzha	6	54	60
Ernakulam	338	1882	2220
Idukki	22	69	91
Kannur	60	895	955
Kasaragod	75	744	819
Kollam	21	157	178
Kottayam	21	141	162
Kozhikode	119	1328	1447
Malappuram	69	836	905
Palakkad	7	83	90
Pathanamthitta	3	19	22
Thiruvananthapuram	331	4750	5081
Thrissur	38	290	328
Wayanad	1	7	8
Grand Total	1111	11255	12366

** Vaccine stock details couldn't be downloaded from e-VIN portal as the portal is down.

TABLE9.COVID Vaccination related sites

support@cowin.gov.in https://www.cowin.gov.in/home https://dashboard.kerala.gov.in/ https://dhs.kerala.gov.in/https://aogyakeralam.gov.in/https://sha.kerala.gov.in/

TABLE 10. COVID Vaccination related Helpline numbers

National/State/District	Line1	Line2	Line3
National Helpline	1075	+91 1123978046	0120 4473222
Disha	1056	04712552056	
StateCallCenter	04712309251	04712309252	04712309255
Thiruvananthapuram	9188610100	1077	
Kollam	04742797609	8589015556	
Pathanamthitta	04682222515	04682228220	
Alappuzha	04772239999		
Kottayam	04812565200	04812304800	04812581900
Idukki	18004255640	04862232220	04862233118
Ernakulam	9072303861		
Thrissur	9400066921	9400066922	9400066923
Palakkad	04912505264	04912505189	8943341439
Malappuram	04832733253	04832737858	04832733252
Kozhikode	7594001442		
Wayanad	04936202343	04936202375	9072510900
Kannur	04972700194		
Kasargod	9061076590	9061079244	9061078026