



കേരള സർക്കാർ

COVID-19 OUTBREAK CONTROL AND PREVENTION STATE
CELL HEALTH & FAMILY WELFARE DEPARTMENT
Govt of Kerala
www.health.kerala.gov.in

www.dhs.kerala.gov.in

controlroomdhskerala@gmail.com

KeralaHEALTH-COVID-19 DAILY VACCINATION BULLETIN

Date: 29/11/2021

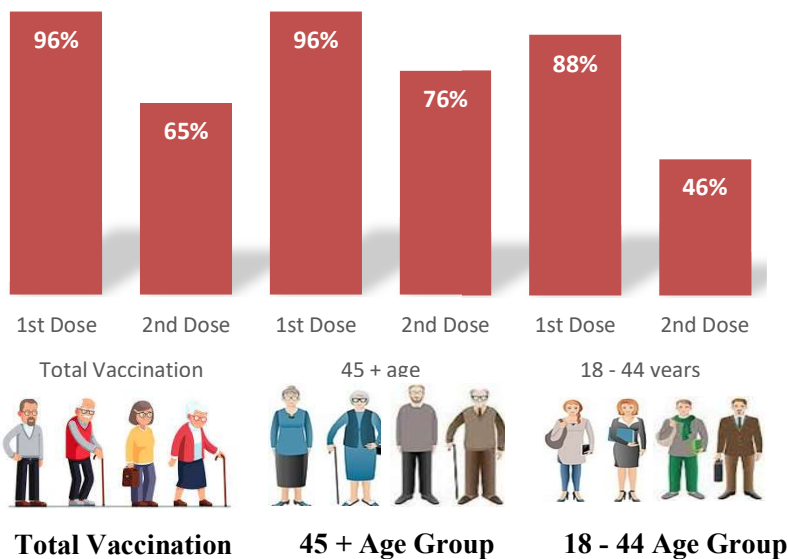
**OUR HEALTH OUR RESPONSIBILITY
VACCINE ADVISORY**

- *People who are vaccinated with Covid Vaccine are reported to have reduced Covid related ICU admissions, serious disease and death.*
- *Early vaccination is useful to safeguard our life from this deadly disease.*
- *Vaccination sessions are planned as per the availability of vaccine. All are requested to cooperate.*
- *After receiving the first dose, second dose of Covishield vaccine is to be taken between 12–16 weeks and second dose of Covaxin between 4–6 weeks.*
- *Covid vaccination is currently available to all above the age of 18*
- *Vaccination is available free of cost in all Government covid vaccination centers, and at a nominal rate (as per the GoI order F.No.2079203/2021/Immunization) in selected private Hospitals.*
- **ENSURE ALL YOUR ELIGIBLE FAMILY MEMBERS ARE PROTECTED BY RECEIVING ANY OF THE AVAILABLE COVID VACCINE.**
- **“BOTH COVAXIN AND COVISHIELD ARE EQUALLY EFFECTIVE AND SAFE”**
- **“BE FULLY PROTECTED – GET THE SECOND DOSE AT YOUR SCHEDULED TIME”**

ANALYSIS

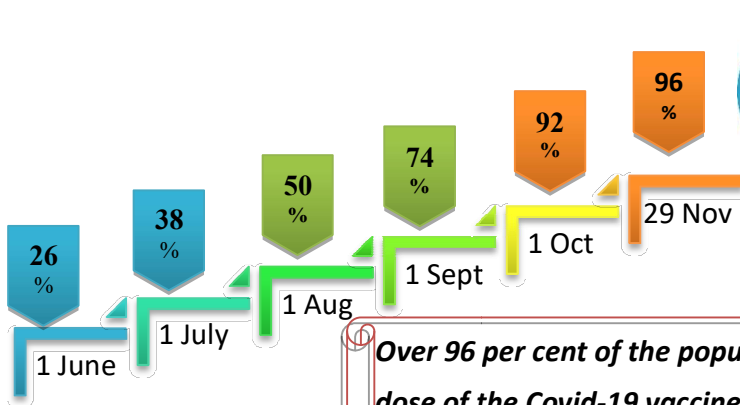
COVID-19 mass vaccinations are showing signs of preventing illness and steep decline in cases and hospital admissions in countries which done vaccination. Kerala started its vaccination for health care workers from January 16, 2021. The COVID-19 Vaccines Operational Guidelines issued by the Ministry of Health and Family Welfare, Govt. of India, 28th December 2020 and all subsequent Guidelines issued by Ministry of Health and Family Welfare, Govt of India are followed at the sites and all vaccination lanes

Summary of COVID Vaccine Administered as on 29-11-2021 midnight



- 96% of eligible population vaccinated with a single dose till November 29
- 65% of eligible population vaccinated with double dose till November 29
- State has vaccinated more than 96% of people aged more than 45 years with a single dose

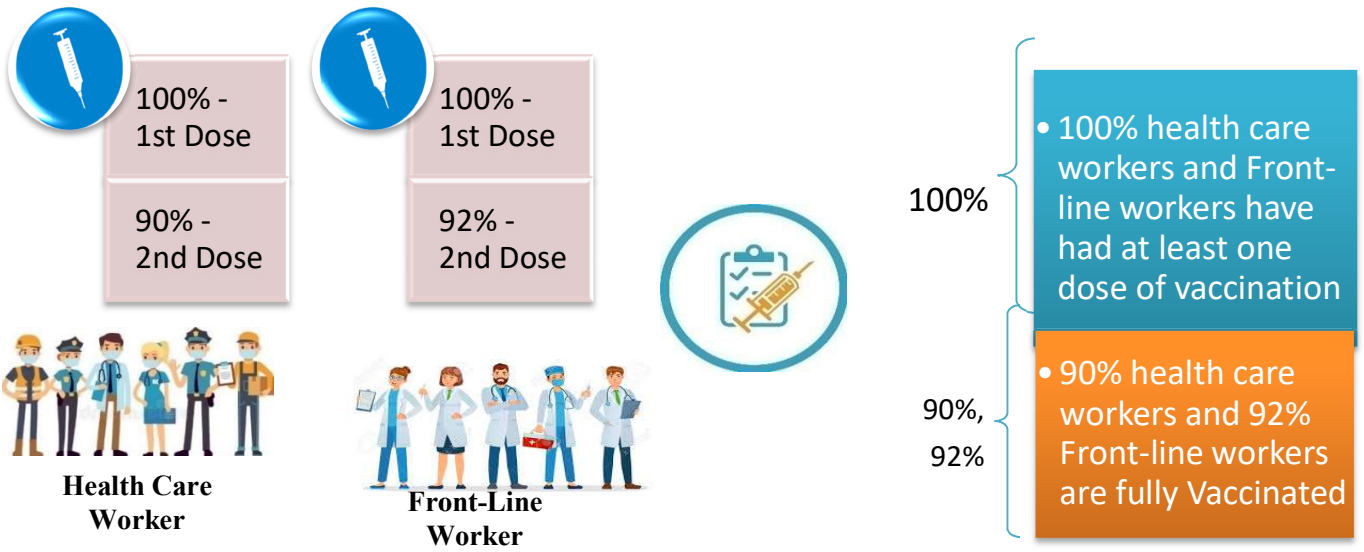
Time Line of Vaccination Coverage



Kerala began administration of COVID 19 Vaccines on 16th January, 2021. As of 29th November 2021, Kerala has administered over 42 million doses overall, including first and second doses of vaccines.


Over 96 per cent of the population in Kerala has been administered the first dose of the Covid-19 vaccine. The state has achieved the target within 317 days since the beginning of the vaccination drive on January 16.

Health Care Workers & Front-line Workers Vaccinated



Are You Vaccinated? You Still Need to Practice: SMS

- Even after vaccination, follow COVID appropriate behavior
- Practice Social Distancing and greet without physical contact
- Always wear clean face mask
- Wash your hands thoroughly and frequently or use hand sanitizer
- Follow the current COVID 19 guidelines to prevent further spread
- Stay Safe. Stay Strong. Get Vaccinated



Even After Getting Vaccinated Keep Taking Precautions to Protect Your Self

			
GET VACCINATED	WASH YOUR HANDS	WEAR A MASK	KEEP YOUR DISTANCE

The Race Towards Full Vaccination - Weekly Trend

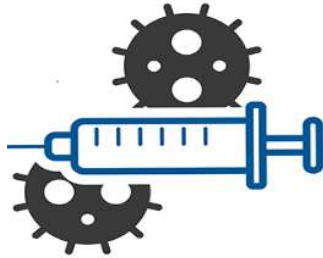
20th Nov – 27th Nov

Kerala Administered over

5.56 Lakh

COVID Vaccine Doses

in the last 7 days
(20 Nov to 27 Nov)

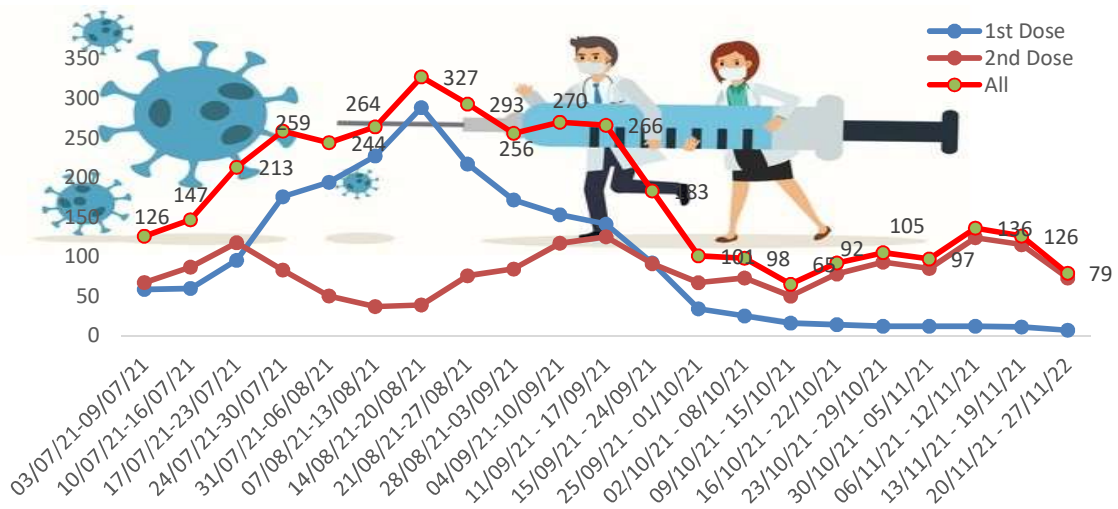


From 20th Nov to 27th Nov, on average

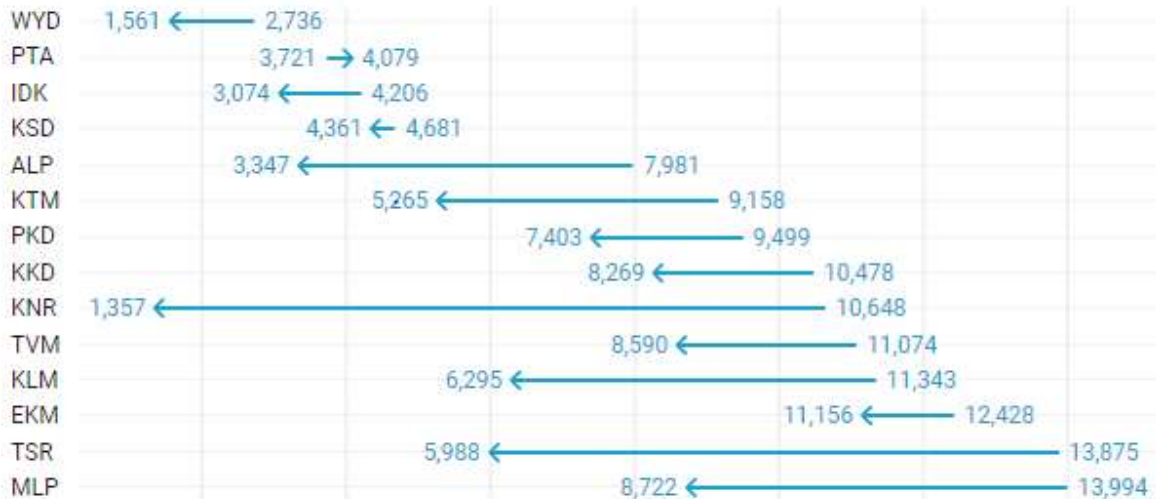
0.79 lakh doses

were administered daily.

Average Doses Administered Per day per week (in 1000)



Trend in average per day vaccination for the last two weeks



Race Against Time – Vaccination Quarterly Status

(Q1:16th Jan-Mar, Q2: Apr-June, Q3: July-Sep)

Daily Average Dozes Administered per Quarter

In the first Quarter, only 42201 first dozes and 5324 second dozes were administered daily on average. During the second and third quarters, the daily vaccination of the first and second dozes increased significantly.

Q1 : 16th Jan – Mar

Q2 : Apr - June

Q3 : July - Sep



Vaccination Achievement per Quarter

In the third quarter of the immunization drive, 52% of the eligible population (18 + age) in Kerala were given the first dose and 29% the second dose.

Dose Progression

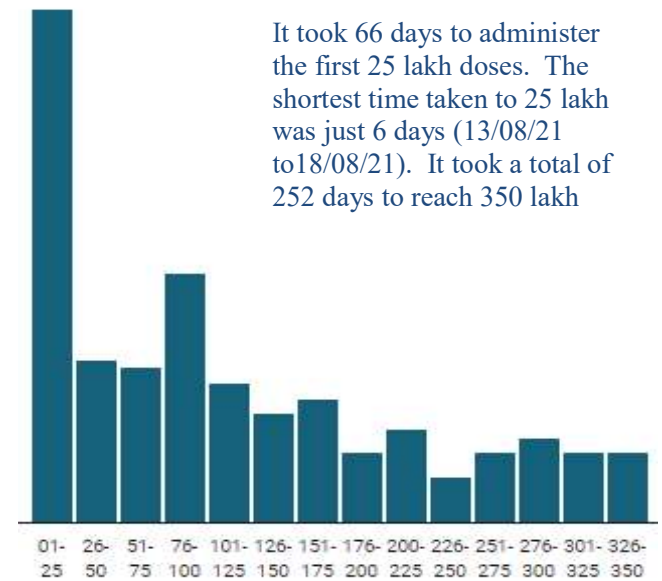
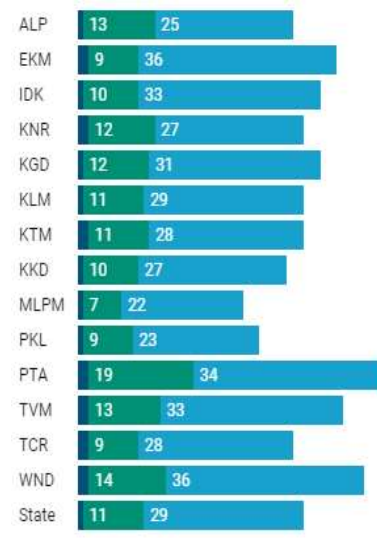
The chart shows the days taken for total COVID-19 Vaccination doses in Kerala to cross every 25 lakh dose mark

■ Q1 ■ Q2 ■ Q3

First Dose

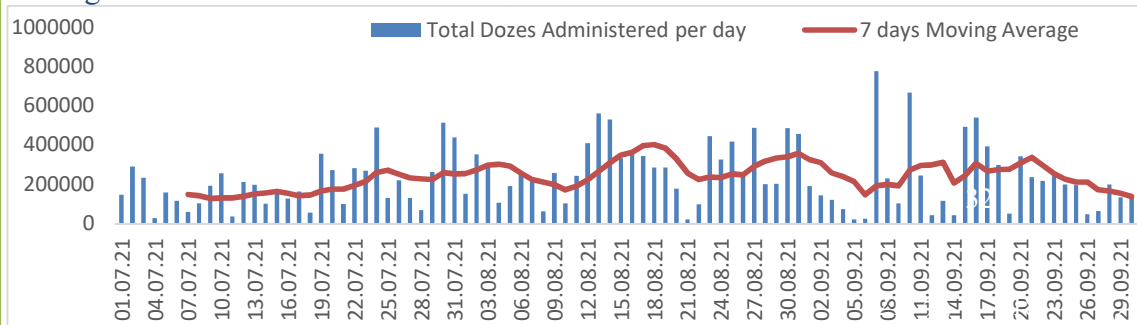


Second Dose



Vaccine Administered per Day and 7 days Moving Average in Last Quarter (July -

September) The seven-day moving average of daily doses in the last quarter showed a peak on August 18th and continued to fluctuate thereafter



The average rate of daily vaccination fell between the last two weeks of September compared to the first three weeks. On 20/09/2021 the total dozes administered were 3.41 lakh, it declined thereafter and reached up to 1.34 lakh.

Important Message to the Public

- a. *Infection or infection rate is only a part and disease manifestation of disease is to be monitored*
- b. *Fatality among vaccinated people is very less. Disease severity among vaccinated people is less.*
- c. *People with comorbidity should be careful. Once detected covid positive they should get admitted and do not stay at home.*
- d. *Death among non-vaccinated people, especially people with comorbidity is because of late arrival in hospitals*
- e. *Diabetes and Hypertension together is the most common cause of patient death if they arrive late.*
- f. *Vaccinated people, only if symptomatic are advised to consult Doctor.*
- g. *Non Vaccinated people, if symptomatic, may do RTPCR test*
- h. *Antigen testing is only for emergency purpose*
- i. *Non vaccinated people with co-morbidities to do testing by RTPCR and consult doctor*
- j. *Repeat RTPCR is not needed among the people who are detected COVID positive in the previous 2 months*
- k. *All young person detected positive and at home isolation should do glucose test*

TABLE1.Total Vaccination done in the State as on 29/11/2021 midnight

State Summary till			30/11/2021	at 12 AM		
District	Target	First Dose	Percentage *	Second Dose	Percentage*	Total Doses Administered
Alappuzha	1704179	1535241	90%	1123085	66%	26,58,326
Ernakulam	2954098	2992577	101%	2101441	71%	50,94,018
Idukki	869082	866465	100%	594445	68%	14,60,910
Kannur	1913861	1912719	100%	1253169	65%	31,65,888
Kasaragod	992363	924202	93%	652994	66%	15,77,196
Kollam	2093511	1973970	94%	1331582	64%	33,05,552
Kottayam	1562022	1494645	96%	1082417	69%	25,77,062
Kozhikode	2499523	2379796	95%	1463445	59%	38,43,241
Malappuram	2988358	2901052	97%	1446267	48%	43,47,319
Palakkad	2140261	2030872	95%	1250646	58%	32,81,518
Pathanamthitta	1036488	1057225	102%	798408	77%	18,55,633
Thiruvananthapuram	2675400	2602697	97%	1882633	70%	44,85,330
Thrissur	2545664	2332360	92%	1696792	67%	40,29,152
Wayanad	659698	666918	101%	526310	80%	11,93,228
Grand Total	26634508	25670739	96%	17203634	65%	4,28,74,373
*Revised target population(> 18 years) as per MOHFW is 2.67 crores *As per letter from Additional Secretary MOHFW- D O No 2317579/2021/Imm dated 15/09/2021						

TABLE2.Covid-19 Vaccination Center Functional in the State as on 29/11/2021 midnight

<i>DISTRICTS</i>	Public	Private	Total
Alappuzha	85	8	93
Ernakulam	37	44	81
Idukki	35	6	41
Kannur	37	12	49
Kasaragod	47	2	49
Kollam	64	19	83
Kottayam	17	11	28
Kozhikode	48	17	65
Malappuram	97	7	104
Palakkad	100	14	114
Pathanamthitta	62	14	76
Thiruvananthapuram	23	28	51
Thrissur	108	26	134
Wayanad	56	0	56
GrandTotal	816	208	1024

TABLE3. Health Care Workers Coverage as on 29/11/2021 midnight

<i>DISTRICT</i>	<i>1ST DOSE</i>	<i>Percentage</i>	<i>2ND DOSE</i>	<i>Percentage Fully Vaccinated</i>
Alappuzha	29005	100%	26840	93%
Ernakulam	85551	100%	74607	87%
Idukki	13548	100%	12831	95%
Kannur	40375	100%	36949	92%
Kasaragod	11610	100%	10645	92%
Kollam	36026	100%	33181	92%
Kottayam	38693	100%	35664	92%
Kozhikode	52727	100%	47194	90%
Malappuram	44817	100%	41071	92%
Palakkad	34667	100%	31289	90%
Pathanamthitta	29326	100%	24658	84%
Thiruvananthapuram	73402	100%	65301	89%
Thrissur	51907	100%	48534	94%
Wayanad	13973	100%	13145	94%
GrandTotal	555627	100%	501909	90%

TABLE4. Frontline workers Coverage as on 29/11/2021 midnight

<i>DISTRICT</i>	<i>1ST DOSE</i>	<i>Percentage</i>	<i>2nd DOSE</i>	<i>Percentage Fully Vaccinated</i>
Alappuzha	39114	100%	36289	93%
Ernakulam	54910	100%	49698	91%
Idukki	22984	100%	20954	91%
Kannur	41370	100%	39663	96%
Kasaragod	24611	100%	22203	90%
Kollam	42210	100%	38061	90%
Kottayam	32125	100%	30220	94%
Kozhikode	55256	100%	51790	94%
Malappuram	53904	100%	50602	94%
Palakkad	48087	100%	44787	93%
Pathanamthitta	25241	100%	22165	88%
Thiruvananthapuram	72956	100%	66449	91%
Thrissur	41899	100%	40272	96%
Wayanad	17017	100%	15922	94%
GrandTotal	571684	100%	529075	93%

TABLE5.Age-Appropriate Group (≥45 Years) Coverage as on 29/11/2021 midnight

Age appropriate group (≥45 years) Coverage as on 30/11/2021,12AM					
District	Target	1 st dose coverage	Percentage	2nd dose	Percentage Fully Vaccinated*
Alappuzha	960001	854665	89%	687641	72%
Ernakulam	1483234	1442943	97%	1178511	79%
Idukki	431545	437644	101%	349344	81%
Kannur	965897	946491	98%	739371	77%
Kasaragod	435487	428759	98%	351593	81%
Kollam	1038759	1042224	100%	806192	78%
Kottayam	896478	822084	92%	651855	73%
Kozhikode	1185845	1164228	98%	888171	75%
Malappuram	1210980	1178455	97%	798622	66%
Palakkad	1051934	968747	92%	734848	70%
Pathanamthitta	575669	589038	102%	498387	87%
Thiruvananthapuram	1366301	1297677	95%	1050735	77%
Thrissur	1271199	1233122	97%	999006	79%
Wayanad	298546	303533	102%	265079	89%
Grand Total	13171875	12709610	96%	9999355	76%

*Among those who took 1st Dose

TABLE6.Age-Appropriate Group (18-44Years) Coverage as on 29/11/2021 midnight

18-44 years Coverage as on 30/11/2021 at 12 AM					
District	Target	First Dose		2nd Dose	Percentage fully vaccinated*
		1st Dose Coverage	Percentage	Coverage	
Alappuzha	744178	612457	82%	372315	50%
Ernakulam	1470864	1409173	96%	798625	54%
Idukki	437537	392289	90%	211316	48%
Kannur	947964	884483	93%	437186	46%
Kasaragod	556876	459222	82%	268553	48%
Kollam	1054752	853510	81%	454148	43%
Kottayam	665544	601743	90%	364678	55%
Kozhikode	1313678	1107585	84%	476290	36%
Malappuram	1777378	1623876	91%	555972	31%
Palakkad	1088327	979371	90%	439722	40%
Pathanamthitta	460819	413620	90%	253198	55%
Thiruvananthapuram	1309099	1158662	89%	700148	53%
Thrissur	1274465	1005432	79%	608980	48%
Wayanad	361152	332395	92%	232164	64%
Grand Total	13462633	11833818	88%	6173295	46%

*Among those who have taken first dose

TABLE7.Achievement for the day 29/11/2021 midnight

<i>DISTRICT</i>	<i>1st Dose</i>	<i>2nd Dose</i>	<i>Total</i>
Alappuzha	1342	18041	19383
Ernakulam	1177	9717	10894
Idukki	462	7855	8317
Kannur	309	3218	3527
Kasaragod	990	8461	9451
Kollam	1651	20302	21953
Kottayam	342	3051	3393
Kozhikode	1464	10805	12269
Malappuram	4601	32981	37582
Palakkad	2951	17810	20761
Pathanamthitta	470	5983	6453
Thiruvananthapuram	521	5263	5784
Thrissur	2478	21197	23675
Wayanad	269	2767	3036
Grand Total	19027	167451	186478

** Vaccine stock details couldn't be downloaded from e-VIN portal as the portal is down.

TABLE9.COVID Vaccination related sites

support@cowin.gov.in https://www.cowin.gov.in/home https://dashboard.kerala.gov.in/ https://dhs.kerala.gov.in/https://aogyakeralam.gov.in/https://sha.kerala.gov.in/

TABLE 10. COVID Vaccination related Helpline numbers

National/State/District	Line1	Line2	Line3
National Helpline	1075	+91 1123978046	0120 4473222
Disha	1056	04712552056	
StateCallCenter	04712309251	04712309252	04712309255
Thiruvananthapuram	9188610100	1077	
Kollam	04742797609	8589015556	
Pathanamthitta	04682222515	04682228220	
Alappuzha	04772239999		
Kottayam	04812565200	04812304800	04812581900
Idukki	18004255640	04862232220	04862233118
Ernakulam	9072303861		
Thrissur	9400066921	9400066922	9400066923
Palakkad	04912505264	04912505189	8943341439
Malappuram	04832733253	04832737858	04832733252
Kozhikode	7594001442		
Wayanad	04936202343	04936202375	9072510900
Kannur	04972700194		
Kasargod	9061076590	9061079244	9061078026