



കേരള സർക്കാർ

COVID-19 OUTBREAK CONTROL AND PREVENTION STATE
CELL HEALTH&FAMILY WELFARE DEPARTMENT
Govt of Kerala
www.health.kerala.gov.in

www.dhs.kerala.gov.in

controlroomdhskerala@gmail.com

KeralaHEALTH-COVID-19 DAILY VACCINATION BULLETIN

Date:31/10/2021

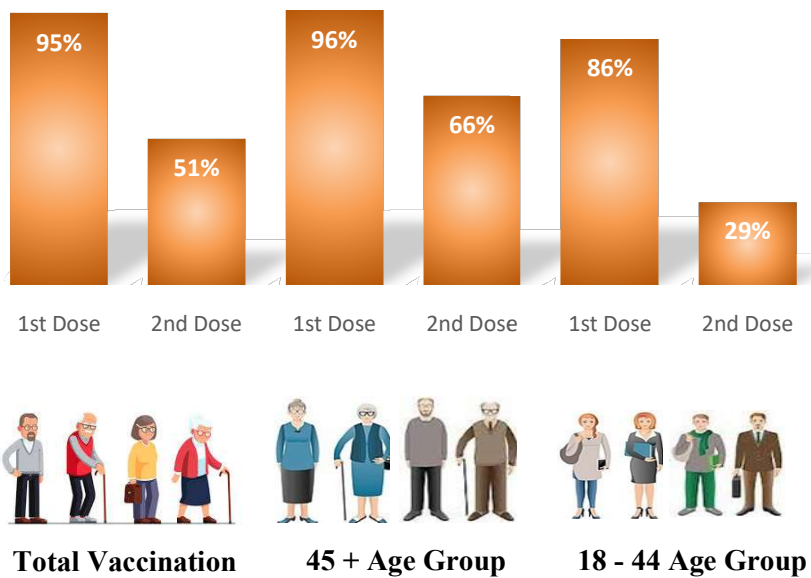
**OUR HEALTH OUR RESPONSIBILITY
VACCINE ADVISORY**

- *People who are vaccinated with Covid Vaccine are reported to have reduced Covid related ICU admissions, serious disease and death.*
- *Early vaccination is useful to safeguard our life from this deadly disease.*
- *Vaccination sessions are planned as per the availability of vaccine. All are requested to cooperate.*
- *After receiving the first dose, second dose of Covishield vaccine is to be taken between 12–16 weeks and second dose of Covaxin between 4-6 weeks.*
- *Covid vaccination is currently available to all above the age of 18.*
- *Vaccination is available free of cost in all Government covid vaccination centers, and at a nominal rate (as per the GoI order F.No.2079203/2021/Immunization) in selected private Hospitals.*
- **ENSURE ALL YOUR ELIGIBLE FAMILY MEMBERS ARE PROTECTED BY RECEIVING ANY OF THE AVAILABLE COVID VACCINE.**
- **“BOTH COVAXIN AND COVISHIELD ARE EQUALLY EFFECTIVE AND SAFE”**
- **“BE FULLY PROTECTED – GET THE SECOND DOSE AT YOUR SCHEDULED TIME”**

ANALYSIS

COVID-19 mass vaccinations are showing signs of preventing illness and steep decline in cases and hospital admissions in countries which done vaccination. Kerala started its vaccination for health care workers from January 16, 2021. The COVID-19 Vaccines Operational Guidelines issued by the Ministry of Health and Family Welfare, Govt. of India, 28th December 2020 and all subsequent Guidelines issued by Ministry of Health and Family Welfare, Govt of India are followed at the sites and all vaccination lanes

Summary of COVID Vaccine Administered as on 31-10-2021 midnight

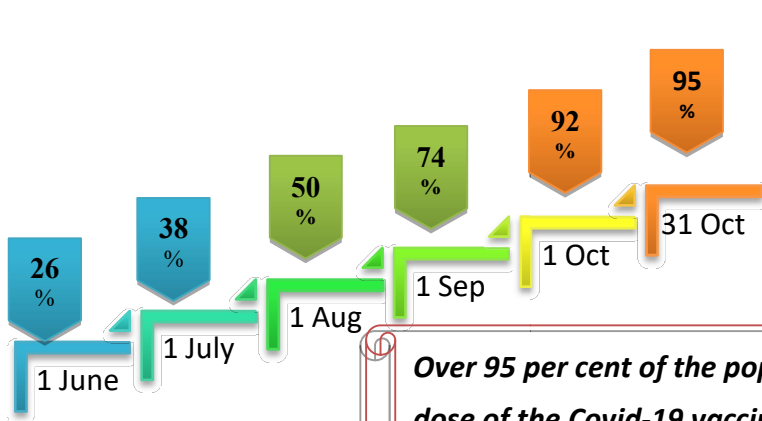


95% of eligible population vaccinated with a single dose till October 31

51% of eligible population vaccinated with double dose till October 31

State has vaccinated more than 96% of people aged more than 45 years with a single dose

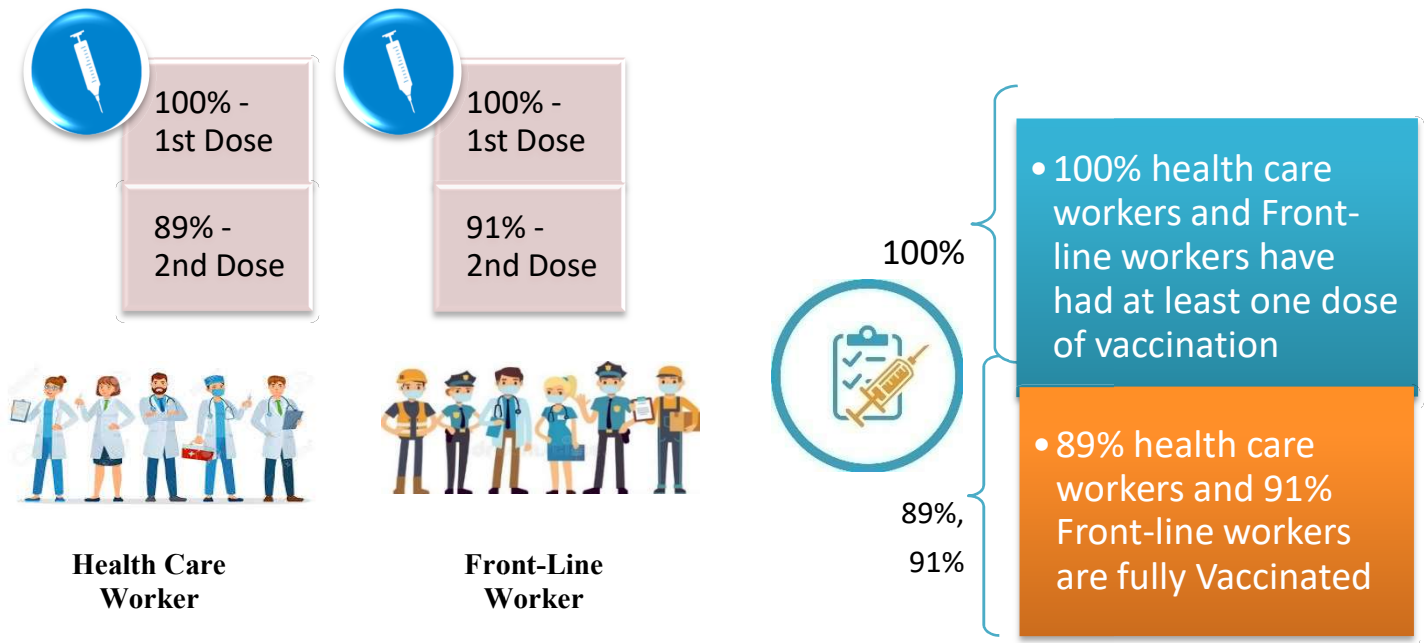
Time Line of Vaccination Coverage



Kerala began administration of COVID 19 Vaccines on 16th January, 2021. As of 31th October 2021, Kerala has administered over 30 million doses overall, including first and second doses of vaccines.


Over 95 per cent of the population in Kerala has been administered the first dose of the Covid-19 vaccine. The state has achieved the target within 288 days since the beginning of the vaccination drive on January 16.

Health Care Workers and Front-Line Workers Vaccinated



Are You Vaccinated? You Still Need to Practice: SMS

- Even after vaccination, follow COVID appropriate behavior
- Practice Social Distancing and greet without physical contact
- Always wear clean face mask
- Wash your hands thoroughly and frequently or use hand sanitizer
- Follow the current COVID 19 guidelines to prevent further spread
- Stay Safe. Stay Strong. Get Vaccinated



Even After Getting Vaccinated Keep Taking Precautions to Protect Your Self



The Race Towards Full Vaccination - Weekly Trend

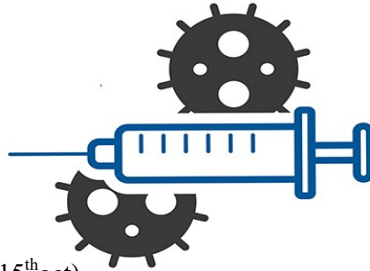
23th Oct – 29th Oct

Kerala Administered over

4.56 Lakh

COVID Vaccine Doses

in the last 7 days (9th Oct to 15th Oct)

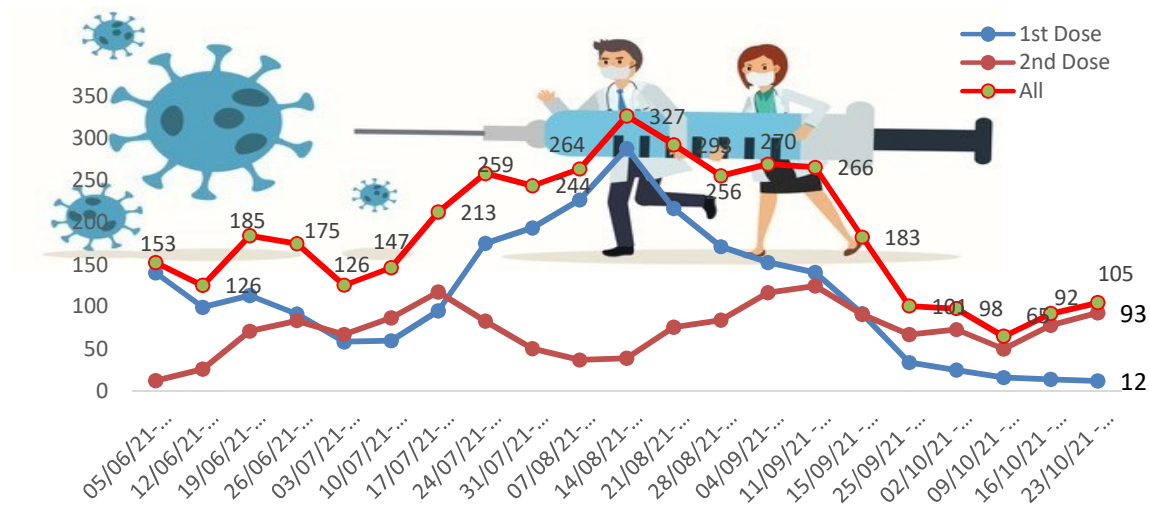


From October 23rd to 29th, on average

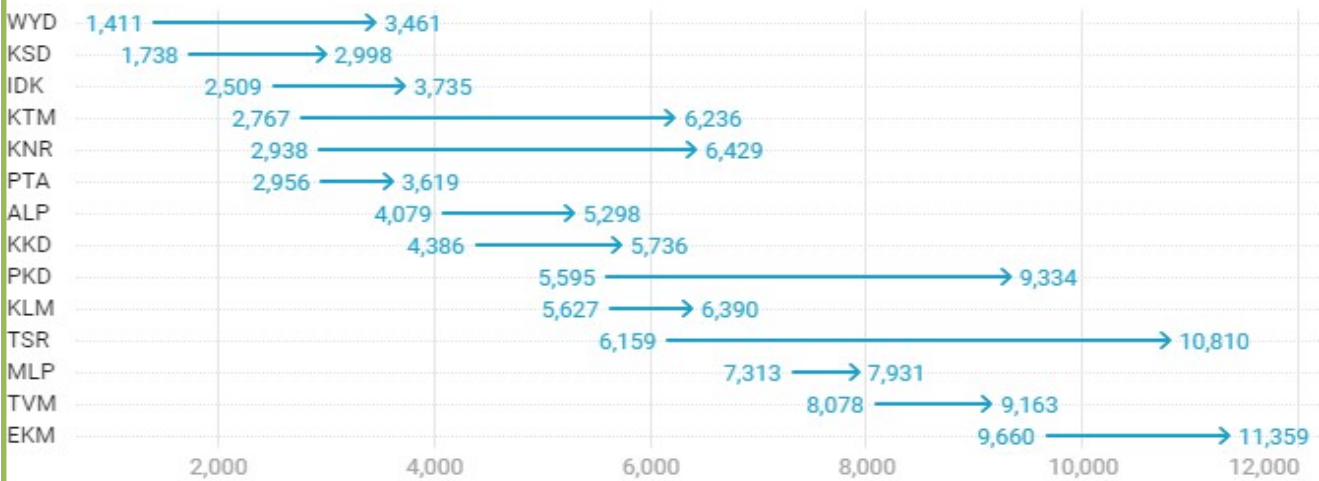
1.05lakh

doses were administered daily.

Average Doses Administered Per day per week (in 1000)



Trend in average per day vaccination for the last two weeks



Race Against Time – Vaccination Quarterly Status

(Q1:16th Jan-Mar, Q2:Apr-June, Q3:July-Sep)

Daily Average Dozes Administered per Quarter

In the first Quarter, only 42201 first dozes and 5324 second dozes were administered daily on average. During the second and third quarters, the daily vaccination of the first and second dozes increased significantly.

Q1 : 16th Jan – Mar

Q2 : Apr - June

Q3 : July - Sep



Vaccination Achievement per Quarter

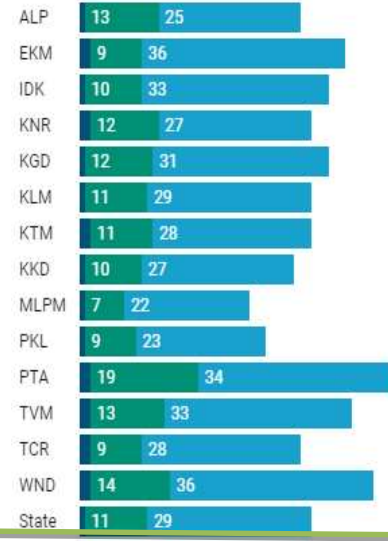
In the third quarter of the immunization drive, 52% of the eligible population (18 + age) in Kerala were given the first dose and 29% the second dose.

■ Q1 ■ Q2 ■ Q3

First Dose

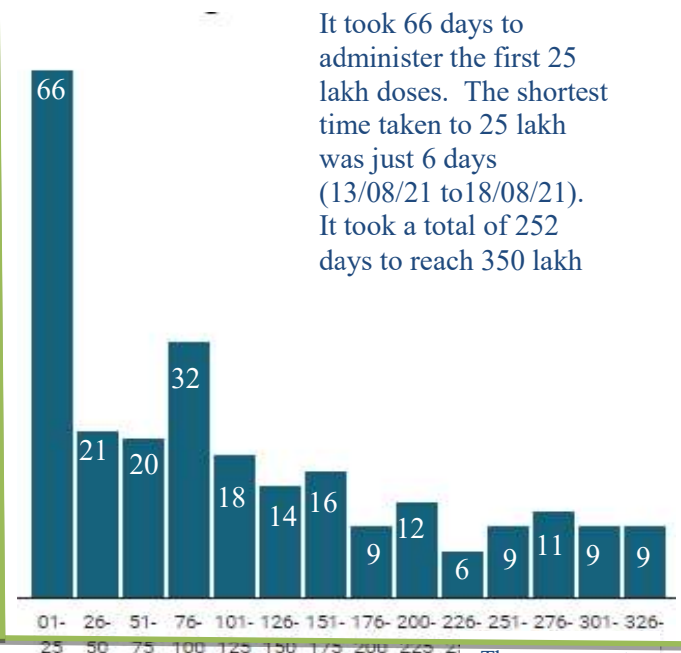


Second Dose



Dose Progression

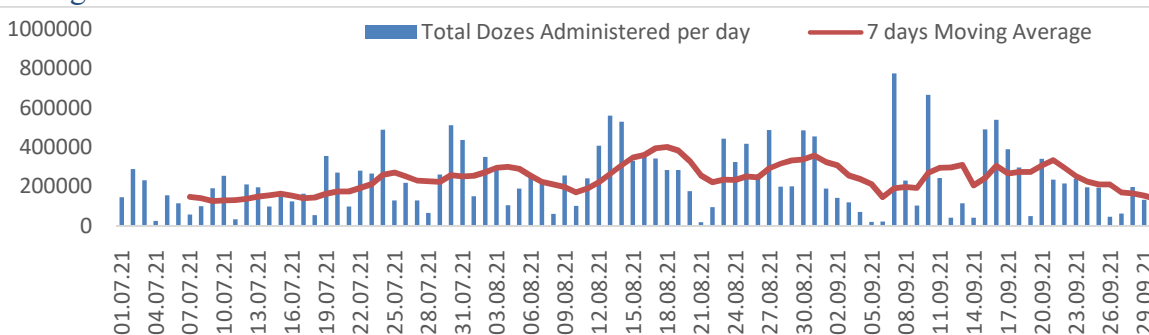
The chart shows the days taken for total COVID-19 Vaccination doses in Kerala to cross every 25 lakh dose mark



It took 66 days to administer the first 25 lakh doses. The shortest time taken to 25 lakh was just 6 days (13/08/21 to 18/08/21). It took a total of 252 days to reach 350 lakh

Vaccine Administered per Day and 7 days Moving Average in Last Quarter (July - September)

The seven-day moving average of daily doses in the last quarter showed a peak on August 18th and continued to fluctuate thereafter



The average rate of daily vaccination fell between the last two weeks of September compared to the first three weeks. On 20/09/2021 the total doses administered were 3.41 lakh, it declined thereafter and reached up to 1.34 lakh.

Important Message to the Public

- a. *Infection or infection rate is only a part and disease manifestation of disease is to be monitored*
- b. *Fatality among vaccinated people is very less. Disease severity among vaccinated people is less.*
- c. *People with comorbidity should be careful. Once detected covid positive they should get admitted and do not stay at home.*
- d. *Death among non-vaccinated people, especially people with comorbidity is because of late arrival in hospitals*
- e. *Diabetes and Hypertension together is the most common cause of patient death if they arrive late.*
- f. *Vaccinated people, only if symptomatic are advised to consult Doctor.*
- g. *Non Vaccinated people, if symptomatic, may do RTPCR test*
- h. *Antigen testing is only for emergency purpose*
- i. *Non vaccinated people with co-morbidities to do testing by RTPCR and consult doctor*
- j. *Repeat RTPCR is not needed among the people who are detected COVID positive in the previous 2 months*
- k. *All young person detected positive and at home isolation should do glucose test*

TABLE1.TotalVaccination done in the State as on 31/10/2021 midnight

State Summary till			01/11/2021	at 12 AM		
District	Target	First Dose	Percentage *	Second Dose	Percentage *	Total Doses Administered
Alappuzha	1704179	1518055	89%	855411	50%	2,373,466
Ernakulam	2954098	2953482	100%	1759232	60%	4,712,714
Idukki	869082	859116	99%	481911	55%	1,341,027
Kannur	1913861	1891004	99%	959656	50%	2,850,660
Kasaragod	992363	910194	92%	521754	53%	1,431,948
Kollam	2093511	1951077	93%	1047954	50%	2,999,031
Kottayam	1562022	1477425	95%	841596	54%	2,319,021
Kozhikode	2499523	2341296	94%	1154562	46%	3,495,858
Malappuram	2988358	2833303	95%	1103558	37%	3,936,861
Palakkad	2140261	1989222	93%	950909	44%	2,940,131
Pathanamthitta	1036488	1048352	101%	677225	65%	1,725,577
Thiruvananthapuram	2675400	2578575	96%	1562343	58%	4,140,918
Thrissur	2545664	2295947	90%	1305873	51%	3,601,820
Wayanad	659698	659451	100%	436359	66%	1,095,810
Grand Total	26634508	25306499	95%	13658343	51%	38,964,842
	*Revised target population(> 18 years) as per MOHFW is 2.67 crores *As per letter from Additional Secretary MOHFW- D O No 2317579/2021/Imm dated 15/09/2021					

TABLE2. Covid-19 Vaccination Center Functional in the State as on 31/10/2021 midnight

<i>DISTRICTS</i>	Public	Private	Total
Alappuzha	20	3	23
Ernakulam	2	20	22
Idukki	2	2	4
Kannur	1	16	17
Kasaragod	24	3	27
Kollam	0	10	10
Kottayam	0	5	5
Kozhikode	10	31	41
Malappuram	1	10	11
Palakkad	0	8	8
Pathanamthitta	0	14	14
Thiruvananthapuram	8	22	30
Thrissur	3	20	23
Wayanad	0	1	1
GrandTotal	71	165	236

TABLE3.Health Care Workers Coverage as on 31/10/2021 midnight

<i>DISTRICT</i>	<i>1ST DOSE</i>	<i>Percentage</i>	<i>2ND DOSE</i>	<i>Percentage Fully Vaccinated</i>
Alappuzha	29005	100%	26610	92%
Ernakulam	85537	100%	73851	86%
Idukki	13548	100%	12707	94%
Kannur	40375	100%	36749	91%
Kasaragod	11609	100%	10558	91%
Kollam	36025	100%	32888	91%
Kottayam	38693	100%	35261	91%
Kozhikode	52724	100%	46544	88%
Malappuram	44817	100%	40666	91%
Palakkad	34667	100%	31013	89%
Pathanamthitta	29326	100%	24428	83%
Thiruvananthapuram	73399	100%	64634	88%
Thrissur	51906	100%	48104	93%
Wayanad	13973	100%	13061	93%
GrandTotal	555604	100%	497074	89%

TABLE4.Frontline workers Coverage as on 31/10/2021 midnight

<i>DISTRICT</i>	<i>1ST DOSE</i>	<i>Percentage</i>	<i>2nd DOSE</i>	<i>Percentage Fully Vaccinated</i>
Alappuzha	39109	100%	35910	92%
Ernakulam	54910	100%	49195	90%
Idukki	22984	100%	20722	90%
Kannur	41369	100%	39401	95%
Kasaragod	24610	100%	22060	90%
Kollam	42209	100%	37484	89%
Kottayam	32125	100%	29931	93%
Kozhikode	55252	100%	50929	92%
Malappuram	53900	100%	50151	93%
Palakkad	48085	100%	44368	92%
Pathanamthitta	25240	100%	21923	87%
Thiruvananthapuram	72953	100%	65520	90%
Thrissur	41897	100%	39878	95%
Wayanad	17017	100%	15835	93%
GrandTotal	571660	100%	523307	92%

TABLE5.Age-Appropriate Group (≥45Years) Coverage as on 31/10/2021 midnight

Age appropriate group (≥45years) Coverage as on 01/11/2021,12AM					
District	Target	1 st dose coverage	Percentage	2nd dose	Percentage Fully Vaccinated*
Alappuzha	960001	849261	88%	571702	60%
Ernakulam	1483234	1434564	97%	1066291	72%
Idukki	431545	435989	101%	315665	73%
Kannur	965897	941194	97%	622521	64%
Kasaragod	435487	426761	98%	328231	75%
Kollam	1038759	1035998	100%	699166	67%
Kottayam	896478	816745	91%	540424	60%
Kozhikode	1185845	1155695	97%	753578	64%
Malappuram	1210980	1165554	96%	679326	56%
Palakkad	1051934	959375	91%	603940	57%
Pathanamthitta	575669	587010	102%	469678	82%
Thiruvananthapuram	1366301	1291720	95%	955523	70%
Thrissur	1271199	1222395	96%	833291	66%
Wayanad	298546	302563	101%	252156	84%
Grand Total	13171875	12624824	96%	8691492	66%

*Among those who took 1st Dose

TABLE6.Age-Appropriate Group (18-44Years) Coverage as on 31/10/2021 midnight

18-44 years Coverage as on 01/11/2021 at 12 AM					
District	Target	First Dose		2nd Dose Coverage	Percentage fully vaccinated*
		1st Dose Coverage	Percentage		
Alappuzha	744178	600680	81%	221189	30%
Ernakulam	1470864	1378471	94%	569895	39%
Idukki	437537	386595	88%	132817	30%
Kannur	947964	868066	92%	260985	28%
Kasaragod	556876	447214	80%	160905	29%
Kollam	1054752	836845	79%	278416	26%
Kottayam	665544	589862	89%	235980	35%
Kozhikode	1313678	1077625	82%	303511	23%
Malappuram	1777378	1569032	88%	333415	19%
Palakkad	1088327	947095	87%	271588	25%
Pathanamthitta	460819	406776	88%	161196	35%
Thiruvananthapuram	1309099	1140503	87%	476666	36%
Thrissur	1274465	979749	77%	384600	30%
Wayanad	361152	325898	90%	155307	43%
Grand Total	13462633	11554411	86%	3946470	29%

*Among those who have taken first dose

TABLE7.Achievement for the day 31/10/2021 midnight

<i>DISTRICT</i>	<i>1st Dose</i>	<i>2nd Dose</i>	<i>Total</i>
Alappuzha	65	495	560
Ernakulam	565	1856	2421
Idukki	26	203	229
Kannur	11	170	181
Kasaragod	389	1856	2245
Kollam	14	212	226
Kottayam	10	116	126
Kozhikode	52	435	487
Malappuram	126	504	630
Palakkad	36	386	422
Pathanamthitta	148	1273	1421
Thiruvananthapuram	418	2984	3402
Thrissur	107	975	1082
Wayanad	12	242	254
Grand Total	1979	11707	13686

** Vaccine stock details couldn't be downloaded from e-VIN portal as the portal is down.

TABLE9.COVID Vaccination related sites

support@cowin.gov.in https://www.cowin.gov.in/home https://dashboard.kerala.gov.in/ https://dhs.kerala.gov.in/https://aogyakeralam.gov.in/https://sha.kerala.gov.in/

TABLE 10. COVID Vaccination related Helpline numbers

National/State/District	Line1	Line2	Line3
National Helpline	1075	+91 1123978046	0120 4473222
Disha	1056	04712552056	
StateCallCenter	04712309251	04712309252	04712309255
Thiruvananthapuram	9188610100	1077	
Kollam	04742797609	8589015556	
Pathanamthitta	04682222515	04682228220	
Alappuzha	04772239999		
Kottayam	04812565200	04812304800	04812581900
Idukki	18004255640	04862232220	04862233118
Ernakulam	9072303861		
Thrissur	9400066921	9400066922	9400066923
Palakkad	04912505264	04912505189	8943341439
Malappuram	04832733253	04832737858	04832733252
Kozhikode	7594001442		
Wayanad	04936202343	04936202375	9072510900
Kannur	04972700194		
Kasargod	9061076590	9061079244	9061078026