



കേരള സർക്കാർ

COVID-19 OUTBREAK CONTROL AND PREVENTION STATE  
CELL HEALTH & FAMILY WELFARE DEPARTMENT  
Govt of Kerala  
[www.health.kerala.gov.in](http://www.health.kerala.gov.in)

[www.dhs.kerala.gov.in](http://www.dhs.kerala.gov.in)

[controlroomdhskerala@gmail.com](mailto:controlroomdhskerala@gmail.com)

**KeralaHEALTH-COVID-19 DAILY VACCINATION BULLETIN**

**Date: 01/12/2021**

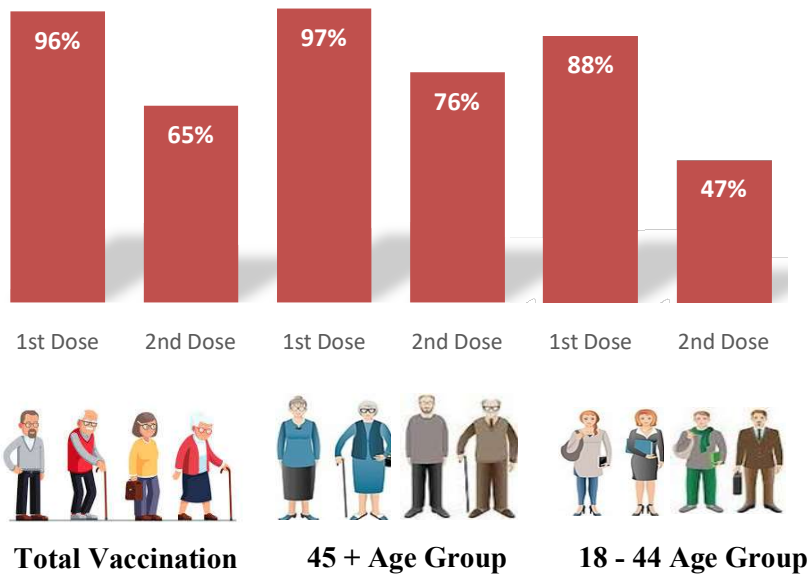
**OUR HEALTH OUR RESPONSIBILITY  
VACCINE ADVISORY**

- *People who are vaccinated with Covid Vaccine are reported to have reduced Covid related ICU admissions, serious disease and death.*
- *Early vaccination is useful to safeguard our life from this deadly disease.*
- *Vaccination sessions are planned as per the availability of vaccine. All are requested to cooperate.*
- *After receiving the first dose, second dose of Covishield vaccine is to be taken between 12–16 weeks and second dose of Covaxin between 4-6 weeks.*
- *Covid vaccination is currently available to all above the age of 18.*
- *Vaccination is available free of cost in all Government covid vaccination centers, and at a nominal rate (as per the GoI order F.No.2079203/2021/Immunization) in selected private Hospitals.*
- **ENSURE ALL YOUR ELIGIBLE FAMILY MEMBERS ARE PROTECTED BY RECEIVING ANY OF THE AVAILABLE COVID VACCINE.**
- **“BOTH COVAXIN AND COVISHIELD ARE EQUALLY EFFECTIVE AND SAFE”**
- **“BE FULLY PROTECTED – GET THE SECOND DOSE AT YOUR SCHEDULED TIME”**

## ANALYSIS

COVID-19 mass vaccinations are showing signs of preventing illness and steep decline in cases and hospital admissions in countries which done vaccination. Kerala started its vaccination for health care workers from January 16, 2021. The COVID-19 Vaccines Operational Guidelines issued by the Ministry of Health and Family Welfare, Govt. of India, 28th December 2020 and all subsequent Guidelines issued by Ministry of Health and Family Welfare, Govt of India are followed at the sites and all vaccination lanes

### Summary of COVID Vaccine Administered as on 01-12-2021 midnight

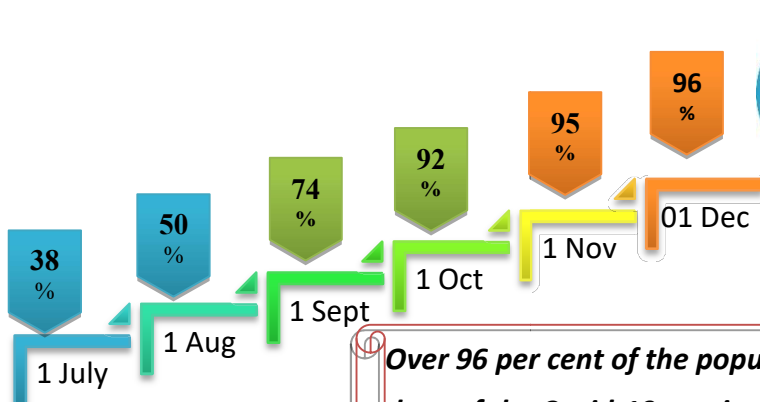


96% of eligible population vaccinated with a single dose till December 01

65% of eligible population vaccinated with double dose till December 01

State has vaccinated more than 97% of people aged more than 45 years with a single dose

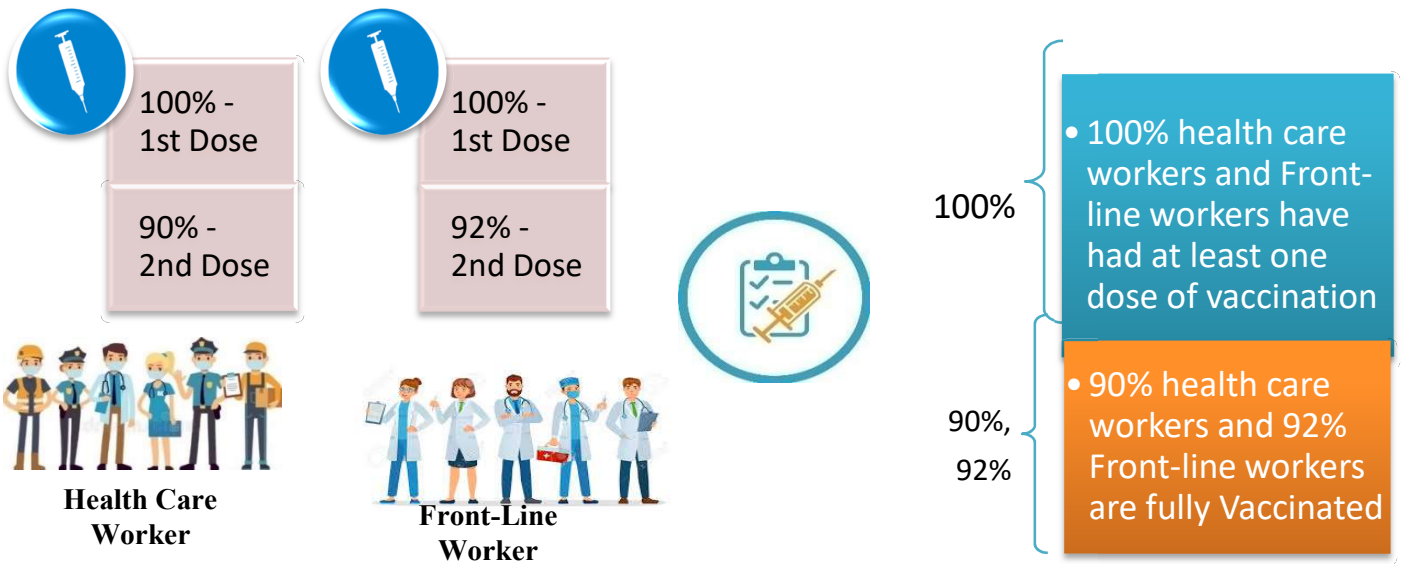
### Time Line of Vaccination Coverage



Kerala began administration of COVID 19 Vaccines on 16<sup>th</sup> January, 2021. As of 01<sup>st</sup> December 2021, Kerala has administered over 42 million doses overall, including first and second doses of vaccines.


**Over 96 per cent of the population in Kerala has been administered the first dose of the Covid-19 vaccine. The state has achieved the target within 319 days since the beginning of the vaccination drive on January 16.**

# Health Care Workers & Front-line Workers Vaccinated



## Are You Vaccinated? You Still Need to Practice: SMS

- Even after vaccination, follow COVID appropriate behavior
- Practice Social Distancing and greet without physical contact
- Always wear clean face mask
- Wash your hands thoroughly and frequently or use hand sanitizer
- Follow the current COVID 19 guidelines to prevent further spread
- Stay Safe. Stay Strong. Get Vaccinated



Even After Getting Vaccinated Keep Taking Precautions to Protect Your Self



**GET VACCINATED**

**WASH YOUR HANDS**

**WEAR A MASK**

**KEEP YOUR DISTANCE**

# The Race Towards Full Vaccination - Weekly Trend

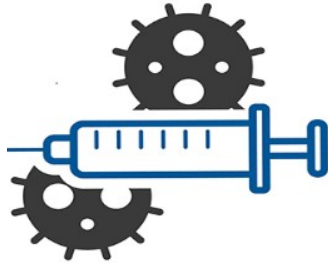
20<sup>th</sup> Nov – 27<sup>th</sup> Nov

Kerala Administered over

## 5.56 Lakh

COVID Vaccine Doses

in the last 7 days  
(20 Nov to 27 Nov)

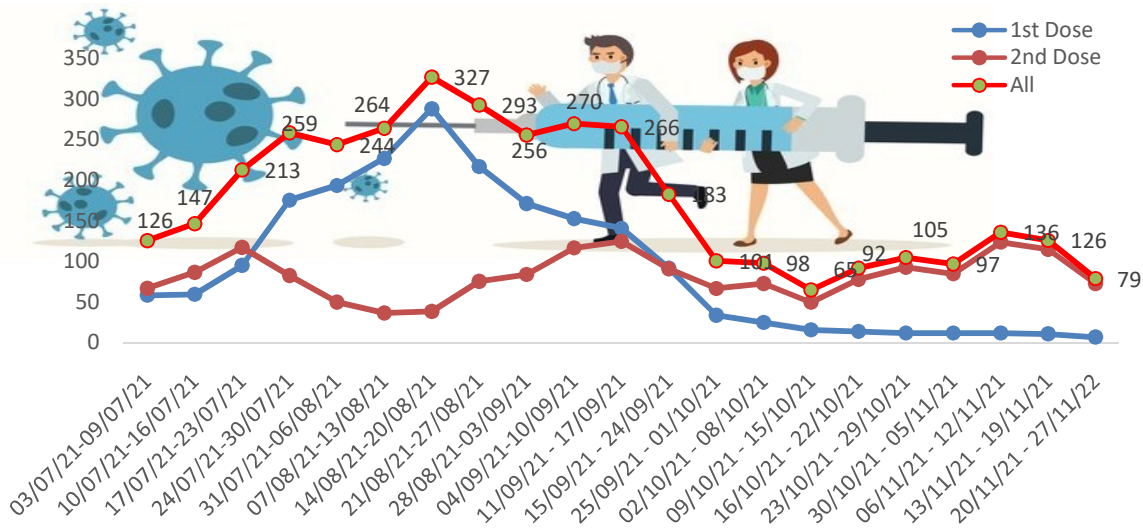


From 20<sup>th</sup> Nov to 27<sup>th</sup> Nov, on average

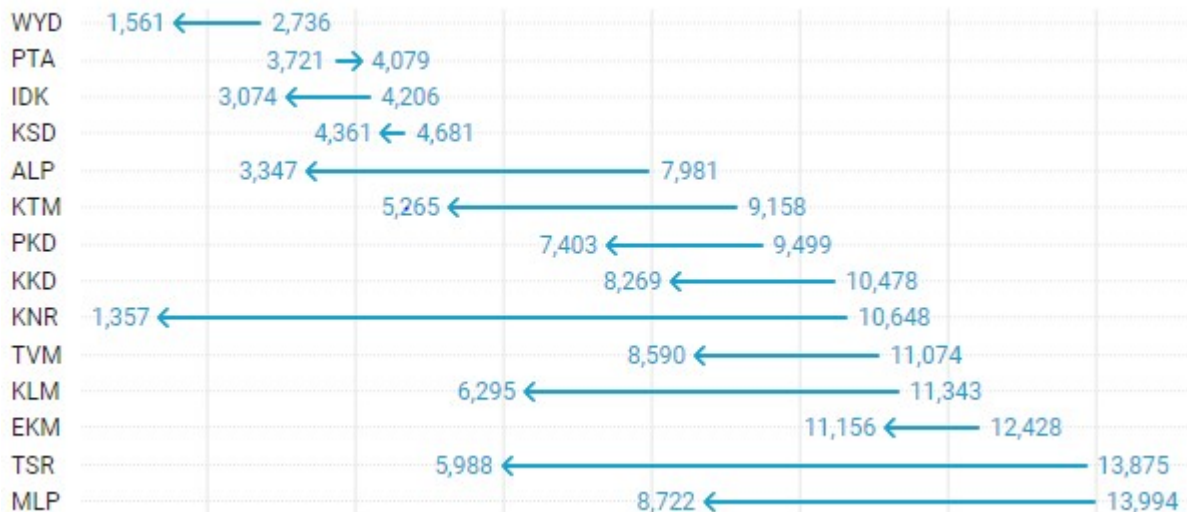
## 0.79 lakh doses

were administered daily.

Average Doses Administered Per day per week (in 1000)



Trend in average per day vaccination for the last two weeks



# Race Against Time – Vaccination Quarterly Status

(Q1: 16<sup>th</sup> Jan-Mar, Q2: Apr-June, Q3: July-Sep)

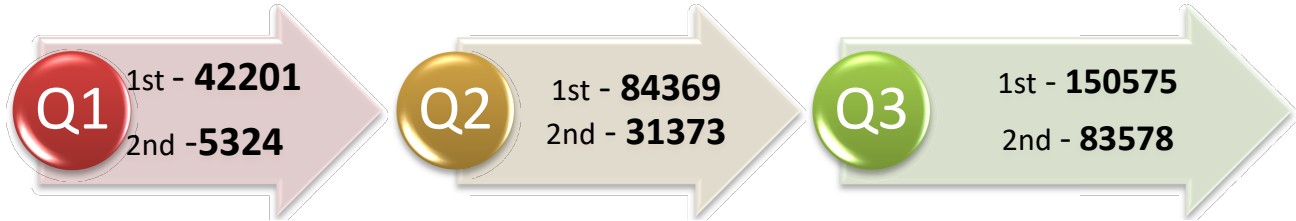
## Daily Average Dozes Administered per Quarter

In the first Quarter, only 42201 first dozes and 5324 second dozes were administered daily on average. During the second and third quarters, the daily vaccination of the first and second dozes increased significantly.

Q1 : 16<sup>th</sup> Jan – Mar

Q2 : Apr - June

Q3 : July - Sep



## Vaccination Achievement per Quarter

In the third quarter of the immunization drive, 52% of the eligible population (18 + age) in Kerala were given the first dose and 29% the second dose.

## Dose Progression

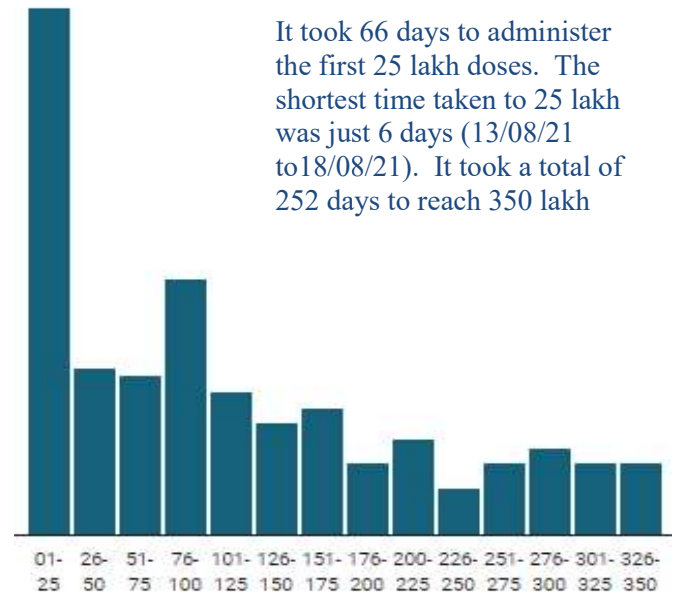
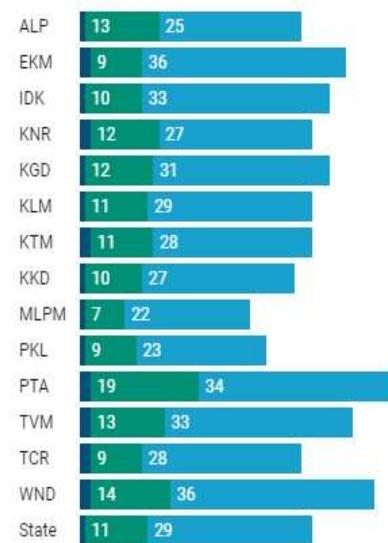
The chart shows the days taken for total COVID-19 Vaccination dozes in Kerala to cross every 25 lakh dose mark

■ Q1 ■ Q2 ■ Q3

### First Dose

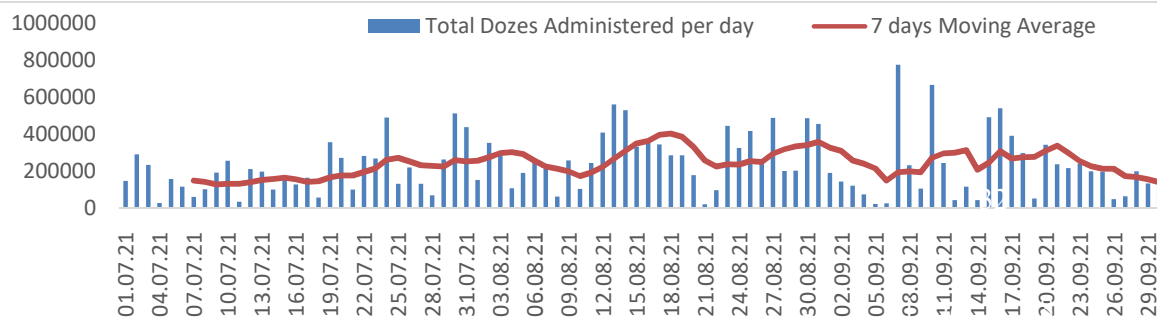


### Second Dose



## Vaccine Administered per Day and 7 days Moving Average in Last Quarter (July -

September) The seven-day moving average of daily dozes in the last quarter showed a peak on August 18th and continued to fluctuate thereafter



The average rate of daily vaccination fell between the last two weeks of September compared to the first three weeks. On 20/09/2021 the total dozes administered were 3.41 lakh, it declined thereafter and reached up to 1.34 lakh.

## Important Message to the Public

- a. *Infection or infection rate is only a part and disease manifestation of disease is to be monitored*
- b. *Fatality among vaccinated people is very less. Disease severity among vaccinated people is less.*
- c. *People with comorbidity should be careful. Once detected covid positive they should get admitted and do not stay at home.*
- d. *Death among non-vaccinated people, especially people with comorbidity is because of late arrival in hospitals*
- e. *Diabetes and Hypertension together is the most common cause of patient death if they arrive late.*
- f. *Vaccinated people, only if symptomatic are advised to consult Doctor.*
- g. *Non Vaccinated people, if symptomatic, may do RTPCR test*
- h. *Antigen testing is only for emergency purpose*
- i. *Non vaccinated people with co-morbidities to do testing by RTPCR and consult doctor*
- j. *Repeat RTPCR is not needed among the people who are detected COVID positive in the previous 2 months*
- k. *All young person detected positive and at home isolation should do glucose test*

TABLE1.Total Vaccination done in the State as on 01/12/2021 midnight

State Summary till			02/12/2021	at 12 AM		
District	Target	First Dose	Percentage *	Second Dose	Percentage*	Total Doses Administered
Alappuzha	1704179	1536396	90%	1137044	67%	2,673,440
Ernakulam	2954098	2995462	101%	2123617	72%	5,119,079
Idukki	869082	867031	100%	602023	69%	1,469,054
Kannur	1913861	1913046	100%	1255807	66%	3,168,853
Kasaragod	992363	924234	93%	653172	66%	1,577,406
Kollam	2093511	1976451	94%	1358524	65%	3,334,975
Kottayam	1562022	1496878	96%	1101095	70%	2,597,973
Kozhikode	2499523	2382588	95%	1480757	59%	3,863,345
Malappuram	2988358	2905619	97%	1473808	49%	4,379,427
Palakkad	2140261	2033770	95%	1271403	59%	3,305,173
Pathanamthitta	1036488	1058153	102%	808217	78%	1,866,370
Thiruvananthapuram	2675400	2606325	97%	1922273	72%	4,528,598
Thrissur	2545664	2334404	92%	1712937	67%	4,047,341
Wayanad	659698	667289	101%	529530	80%	1,196,819
<b>Grand Total</b>	<b>26634508</b>	<b>25697646</b>	<b>96%</b>	<b>17430207</b>	<b>65%</b>	<b>43,127,853</b>
*Revised target population(> 18 years) as per MOHFW is 2.67 crores *As per letter from Additional Secretary MOHFW- D O No 2317579/2021/Imm dated 15/09/2021						

TABLE2.Covid-19 Vaccination Center Functional in the State as on 01/12/2021 midnight

DISTRICTS	Public	Private	Total
Alappuzha	7	2	9
Ernakulam	3	44	47
Idukki	11	4	15
Kannur	14	9	23
Kasaragod	1	2	3
Kollam	22	19	41
Kottayam	6	12	18
Kozhikode	73	18	91
Malappuram	37	12	49
Palakkad	77	14	91
Pathanamthitta	59	8	67
Thiruvananthapuram	99	20	119
Thrissur	31	28	59
Wayanad	56	2	58
<b>GrandTotal</b>	<b>496</b>	<b>194</b>	<b>690</b>

TABLE3. Health Care Workers Coverage as on 01/12/2021 midnight

<i>DISTRICT</i>	<i>1<sup>ST</sup> DOSE</i>	<i>Percentage</i>	<i>2<sup>ND</sup> DOSE</i>	<i>Percentage Fully Vaccinated</i>
<b>Alappuzha</b>	29005	100%	26847	93%
<b>Ernakulam</b>	85552	100%	74648	87%
<b>Idukki</b>	13548	100%	12833	95%
<b>Kannur</b>	40375	100%	36951	92%
<b>Kasaragod</b>	11610	100%	10645	92%
<b>Kollam</b>	36026	100%	33219	92%
<b>Kottayam</b>	38693	100%	35690	92%
<b>Kozhikode</b>	52727	100%	47228	90%
<b>Malappuram</b>	44818	100%	41093	92%
<b>Palakkad</b>	34667	100%	31309	90%
<b>Pathanamthitta</b>	29326	100%	24671	84%
<b>Thiruvananthapuram</b>	73403	100%	65362	89%
<b>Thrissur</b>	51907	100%	48548	94%
<b>Wayanad</b>	13974	100%	13150	94%
<b>GrandTotal</b>	<b>555631</b>	<b>100%</b>	<b>502194</b>	<b>90%</b>

TABLE4. Frontline workers Coverage as on 01/12/2021 midnight

<i>DISTRICT</i>	<i>1<sup>ST</sup> DOSE</i>	<i>Percentage</i>	<i>2<sup>nd</sup> DOSE</i>	<i>Percentage Fully Vaccinated</i>
<b>Alappuzha</b>	39114	100%	36306	93%
<b>Ernakulam</b>	54911	100%	49724	91%
<b>Idukki</b>	22984	100%	20966	91%
<b>Kannur</b>	41370	100%	39666	96%
<b>Kasaragod</b>	24611	100%	22204	90%
<b>Kollam</b>	42211	100%	38086	90%
<b>Kottayam</b>	32125	100%	30240	94%
<b>Kozhikode</b>	55256	100%	51832	94%
<b>Malappuram</b>	53904	100%	50641	94%
<b>Palakkad</b>	48087	100%	44816	93%
<b>Pathanamthitta</b>	25241	100%	22181	88%
<b>Thiruvananthapuram</b>	72958	100%	66538	91%
<b>Thrissur</b>	41899	100%	40290	96%
<b>Wayanad</b>	17017	100%	15930	94%
<b>GrandTotal</b>	<b>571688</b>	<b>100%</b>	<b>529420</b>	<b>93%</b>



TABLE5.Age-Appropriate Group (≥45 Years) Coverage as on 01/12/2021 midnight

Age appropriate group (≥45 years) Coverage as on 02/12/2021,12AM					
District	Target	1 <sup>st</sup> dose coverage	Percentage	2nd dose	Percentage Fully Vaccinated*
Alappuzha	960001	855059	89%	692692	72%
Ernakulam	1483234	1443545	97%	1184739	80%
Idukki	431545	437767	101%	351395	81%
Kannur	965897	946564	98%	740188	77%
Kasaragod	435487	428762	98%	351615	81%
Kollam	1038759	1042846	100%	814872	78%
Kottayam	896478	822848	92%	659697	74%
Kozhikode	1185845	1164804	98%	893747	75%
Malappuram	1210980	1179388	97%	807168	67%
Palakkad	1051934	969346	92%	741749	71%
Pathanamthitta	575669	589236	102%	500916	87%
Thiruvananthapuram	1366301	1298536	95%	1061617	78%
Thrissur	1271199	1233706	97%	1004396	79%
Wayanad	298546	303584	102%	265613	89%
<b>Grand Total</b>	<b>13171875</b>	<b>12715991</b>	<b>97%</b>	<b>10070404</b>	<b>76%</b>

\*Among those who took 1<sup>st</sup> Dose

TABLE6.Age-Appropriate Group (18-44Years) Coverage as on 01/12/2021 midnight

18-44 years Coverage as on 02/12/2021 at 12 AM					
District	Target	First Dose		2nd Dose Coverage	Percentage fully vaccinated*
		1st Dose Coverage	Percentage		
Alappuzha	744178	613218	82%	381199	51%
Ernakulam	1470864	1411454	96%	814506	55%
Idukki	437537	392732	90%	216829	50%
Kannur	947964	884737	93%	439002	46%
Kasaragod	556876	459251	82%	268708	48%
Kollam	1054752	855368	81%	472347	45%
Kottayam	665544	603212	91%	375468	56%
Kozhikode	1313678	1109801	84%	487950	37%
Malappuram	1777378	1627509	92%	574906	32%
Palakkad	1088327	981670	90%	453529	42%
Pathanamthitta	460819	414350	90%	260449	57%
Thiruvananthapuram	1309099	1161428	89%	728756	56%
Thrissur	1274465	1006892	79%	619703	49%
Wayanad	361152	332714	92%	234837	65%
<b>Grand Total</b>	<b>13462633</b>	<b>11854336</b>	<b>88%</b>	<b>6328189</b>	<b>47%</b>

\*Among those who have taken first dose

TABLE7.Achievement for the day 01/12/2021 midnight

<i>DISTRICT</i>	<i>1<sup>st</sup> Dose</i>	<i>2<sup>nd</sup> Dose</i>	<i>Total</i>
Alappuzha	391	4887	5278
Ernakulam	329	2120	2449
Idukki	168	1934	2102
Kannur	91	513	604
Kasaragod	26	97	123
Kollam	589	4870	5459
Kottayam	181	1381	1562
Kozhikode	1326	7798	9124
Malappuram	1395	7299	8694
Palakkad	933	5670	6603
Pathanamthitta	31	271	302
Thiruvananthapuram	2016	17653	19669
Thrissur	952	7072	8024
Wayanad	152	1143	1295
<b>Grand Total</b>	<b>8580</b>	<b>62708</b>	<b>71288</b>

\*\* Vaccine stock details couldn't be downloaded from e-VIN portal as the portal is down.

TABLE9.COVID Vaccination related sites

<a href="mailto:support@cowin.gov.in">support@cowin.gov.in</a> <a href="https://www.cowin.gov.in/home">https://www.cowin.gov.in/home</a> <a href="https://dashboard.kerala.gov.in/">https://dashboard.kerala.gov.in/</a> <a href="https://dhs.kerala.gov.in/https://aogyakeralam.gov.in/https://sha.kerala.gov.in/">https://dhs.kerala.gov.in/https://aogyakeralam.gov.in/https://sha.kerala.gov.in/</a>
---

*TABLE 10. COVID Vaccination related Helpline numbers*

<b>National/State/District</b>	<b>Line1</b>	<b>Line2</b>	<b>Line3</b>
National Helpline	1075	+91 1123978046	0120 4473222
Disha	1056	04712552056	
StateCallCenter	04712309251	04712309252	04712309255
Thiruvananthapuram	9188610100	1077	
Kollam	04742797609	8589015556	
Pathanamthitta	04682222515	04682228220	
Alappuzha	04772239999		
Kottayam	04812565200	04812304800	04812581900
Idukki	18004255640	04862232220	04862233118
Ernakulam	9072303861		
Thrissur	9400066921	9400066922	9400066923
Palakkad	04912505264	04912505189	8943341439
Malappuram	04832733253	04832737858	04832733252
Kozhikode	7594001442		
Wayanad	04936202343	04936202375	9072510900
Kannur	04972700194		
Kasargod	9061076590	9061079244	9061078026