



കേരള സർക്കാർ

COVID-19 OUTBREAK CONTROL AND PREVENTION STATE
CELL HEALTH & FAMILY WELFARE DEPARTMENT
Govt of Kerala
www.health.kerala.gov.in

www.dhs.kerala.gov.in

controlroomdhskerala@gmail.com

KeralaHEALTH-COVID-19 DAILY VACCINATION BULLETIN

Date: 02/12/2021

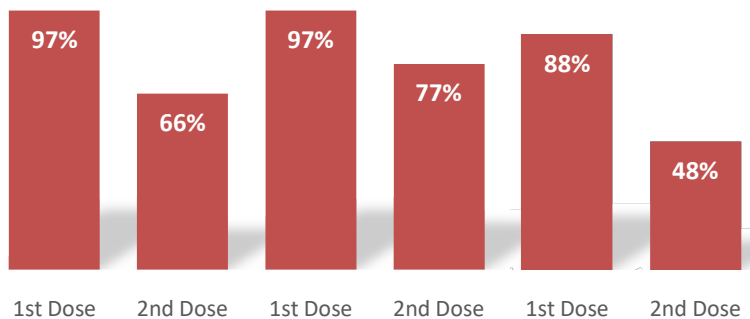
**OUR HEALTH OUR RESPONSIBILITY
VACCINE ADVISORY**

- *People who are vaccinated with Covid Vaccine are reported to have reduced Covid related ICU admissions, serious disease and death.*
- *Early vaccination is useful to safeguard our life from this deadly disease.*
- *Vaccination sessions are planned as per the availability of vaccine. All are requested to cooperate.*
- *After receiving the first dose, second dose of Covishield vaccine is to be taken between 12–16 weeks and second dose of Covaxin between 4-6 weeks.*
- *Covid vaccination is currently available to all above the age of 18.*
- *Vaccination is available free of cost in all Government covid vaccination centers, and at a nominal rate (as per the GoI order F.No.2079203/2021/Immunization) in selected private Hospitals.*
- **ENSURE ALL YOUR ELIGIBLE FAMILY MEMBERS ARE PROTECTED BY RECEIVING ANY OF THE AVAILABLE COVID VACCINE.**
- **“BOTH COVAXIN AND COVISHIELD ARE EQUALLY EFFECTIVE AND SAFE”**
- **“BE FULLY PROTECTED – GET THE SECOND DOSE AT YOUR SCHEDULED TIME”**

ANALYSIS

COVID-19 mass vaccinations are showing signs of preventing illness and steep decline in cases and hospital admissions in countries which done vaccination. Kerala started its vaccination for health care workers from January 16, 2021. The COVID-19 Vaccines Operational Guidelines issued by the Ministry of Health and Family Welfare, Govt. of India, 28th December 2020 and all subsequent Guidelines issued by Ministry of Health and Family Welfare, Govt of India are followed at the sites and all vaccination lanes

Summary of COVID Vaccine Administered as on 02-12-2021 midnight



97% of eligible population vaccinated with a single dose till December 02

97%

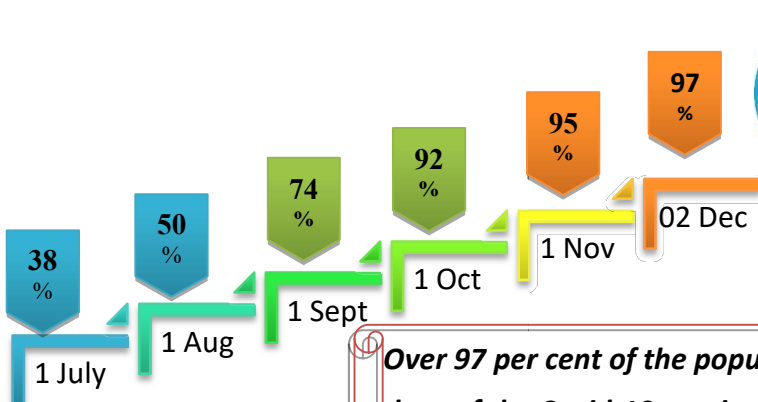
66% of eligible population vaccinated with double dose till December 02

66%

State has vaccinated more than 97% of people aged more than 45 years with a single dose

97%

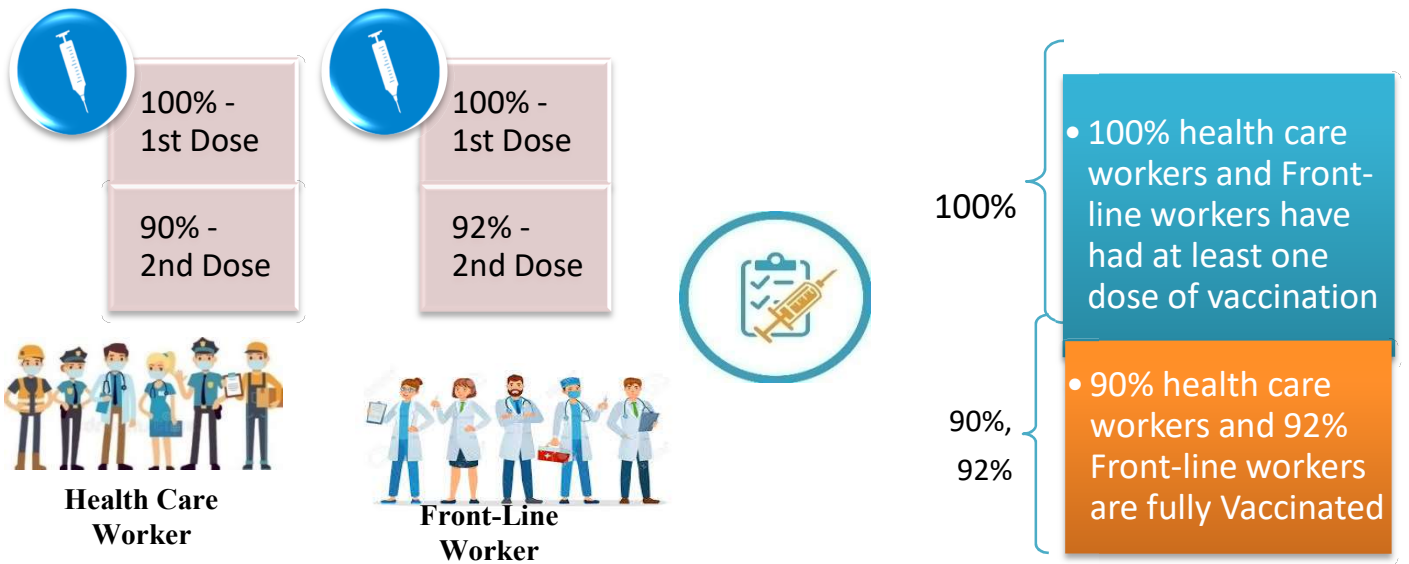
Time Line of Vaccination Coverage



Kerala began administration of COVID 19 Vaccines on 16th January, 2021. As of 02nd December 2021, Kerala has administered over 42 million doses overall, including first and second doses of vaccines.


Over 97 per cent of the population in Kerala has been administered the first dose of the Covid-19 vaccine. The state has achieved the target within 320 days since the beginning of the vaccination drive on January 16.

Health Care Workers & Front-line Workers Vaccinated



Are You Vaccinated? You Still Need to Practice: SMS

- Even after vaccination, follow COVID appropriate behavior
- Practice Social Distancing and greet without physical contact
- Always wear clean face mask
- Wash your hands thoroughly and frequently or use hand sanitizer
- Follow the current COVID 19 guidelines to prevent further spread
- Stay Safe. Stay Strong. Get Vaccinated



Even After Getting Vaccinated Keep Taking Precautions to Protect Your Self



The Race Towards Full Vaccination - Weekly Trend

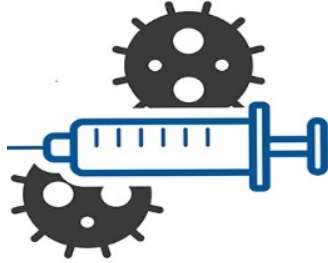
20th Nov – 27th Nov

Kerala Administered over

5.56 Lakh

COVID Vaccine Doses

in the last 7 days
(20 Nov to 27 Nov)

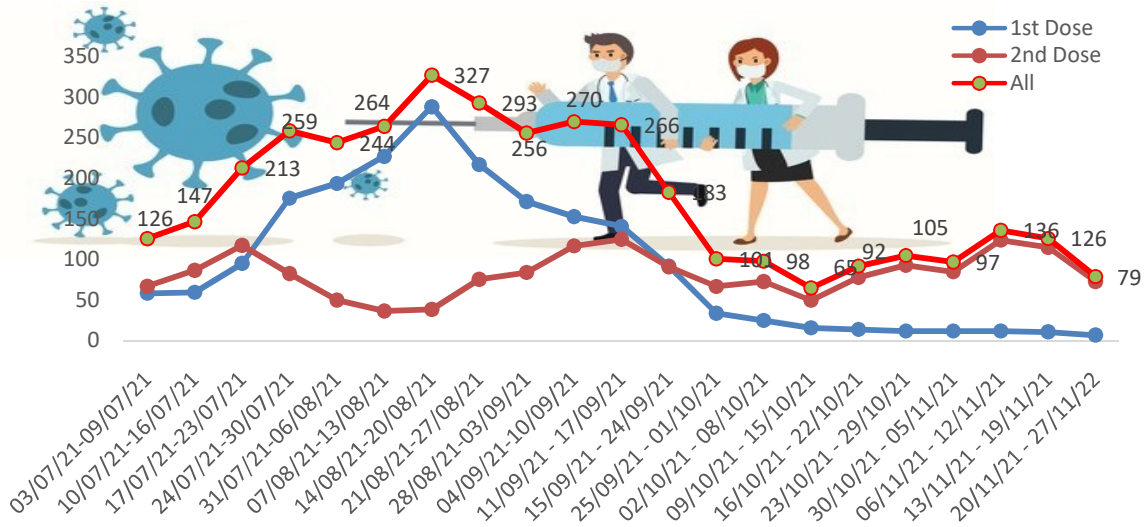


From 20th Nov to 27th Nov, on average

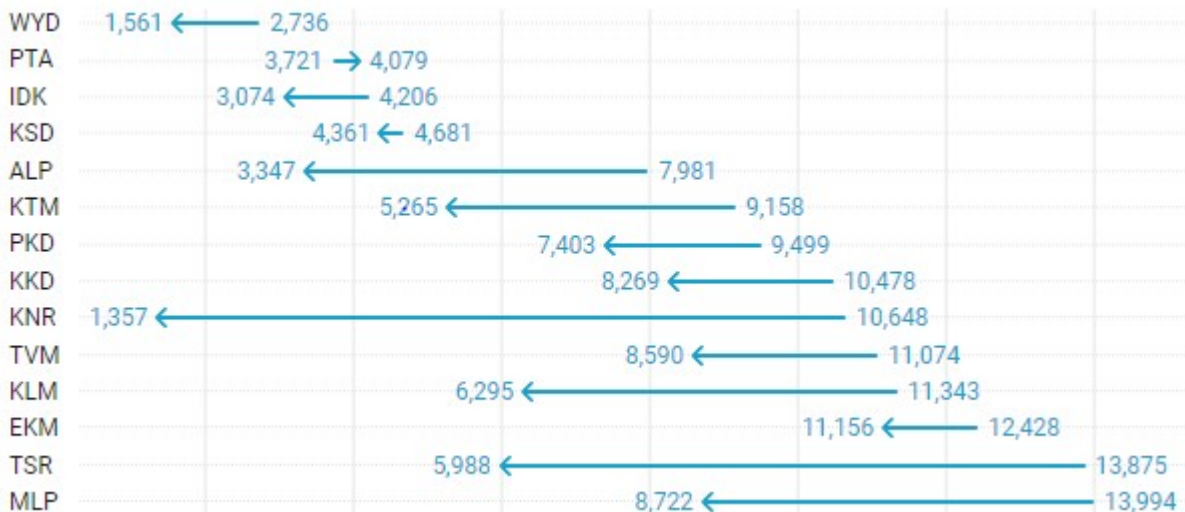
0.79 lakh doses

were administered daily.

Average Doses Administered Per day per week (in 1000)



Trend in average per day vaccination for the last two weeks



Race Against Time – Vaccination Quarterly Status

(Q1: 16th Jan-Mar, Q2: Apr-June, Q3: July-Sep)

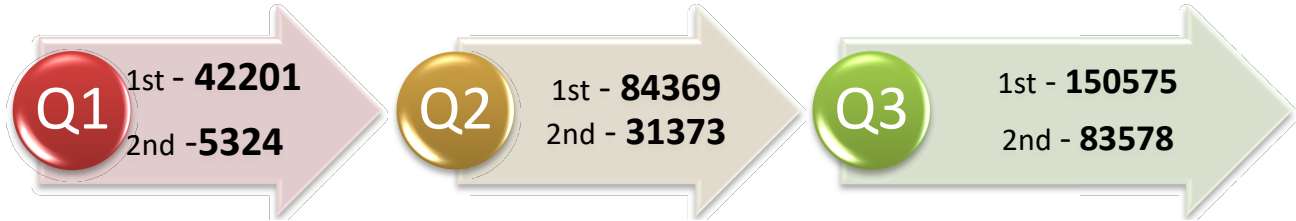
Daily Average Dozes Administered per Quarter

In the first Quarter, only 42201 first dozes and 5324 second dozes were administered daily on average. During the second and third quarters, the daily vaccination of the first and second dozes increased significantly.

Q1 : 16th Jan – Mar

Q2 : Apr - June

Q3 : July - Sep



Vaccination Achievement per Quarter

In the third quarter of the immunization drive, 52% of the eligible population (18 + age) in Kerala were given the first dose and 29% the second dose.

Dose Progression

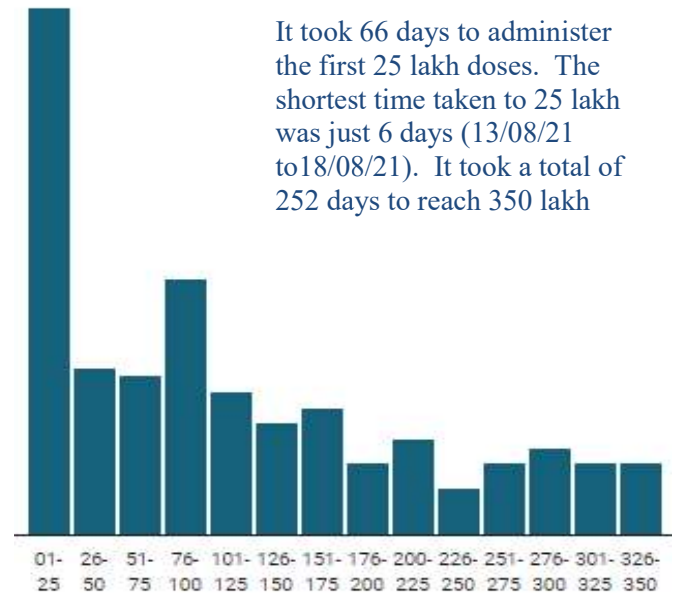
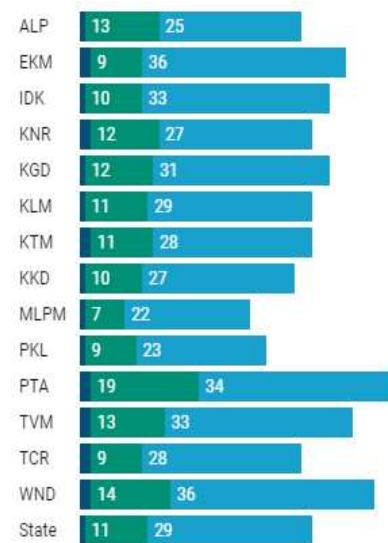
The chart shows the days taken for total COVID-19 Vaccination dozes in Kerala to cross every 25 lakh dose mark

■ Q1 ■ Q2 ■ Q3

First Dose

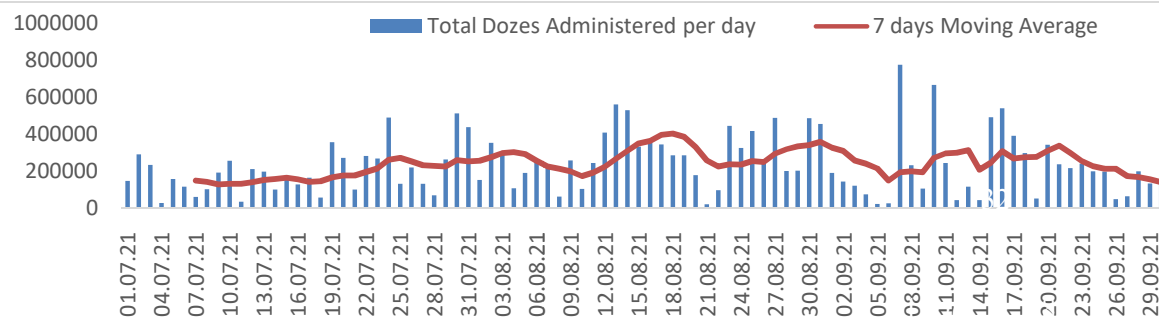


Second Dose



Vaccine Administered per Day and 7 days Moving Average in Last Quarter (July -

September) The seven-day moving average of daily dozes in the last quarter showed a peak on August 18th and continued to fluctuate thereafter



The average rate of daily vaccination fell between the last two weeks of September compared to the first three weeks. On 20/09/2021 the total dozes administered were 3.41 lakh, it declined thereafter and reached up to 1.34 lakh.

Important Message to the Public

- a. *Infection or infection rate is only a part and disease manifestation of disease is to be monitored*
- b. *Fatality among vaccinated people is very less. Disease severity among vaccinated people is less.*
- c. *People with comorbidity should be careful. Once detected covid positive they should get admitted and do not stay at home.*
- d. *Death among non-vaccinated people, especially people with comorbidity is because of late arrival in hospitals*
- e. *Diabetes and Hypertension together is the most common cause of patient death if they arrive late.*
- f. *Vaccinated people, only if symptomatic are advised to consult Doctor.*
- g. *Non Vaccinated people, if symptomatic, may do RTPCR test*
- h. *Antigen testing is only for emergency purpose*
- i. *Non vaccinated people with co-morbidities to do testing by RTPCR and consult doctor*
- j. *Repeat RTPCR is not needed among the people who are detected COVID positive in the previous 2 months*
- k. *All young person detected positive and at home isolation should do glucose test*

TABLE1.Total Vaccination done in the State as on 02/12/2021 midnight

State Summary till			03/12/2021	at 12 AM		
District	Target	First Dose	Percentage *	Second Dose	Percentage*	Total Doses Administered
Alappuzha	1704179	1538380	90%	1161319	68%	2,699,699
Ernakulam	2954098	2998218	101%	2141734	73%	5,139,952
Idukki	869082	867695	100%	609496	70%	1,477,191
Kannur	1913861	1917770	100%	1306106	68%	3,223,876
Kasaragod	992363	925735	93%	664215	67%	1,589,950
Kollam	2093511	1978223	94%	1374971	66%	3,353,194
Kottayam	1562022	1498797	96%	1117992	72%	2,616,789
Kozhikode	2499523	2385276	95%	1497475	60%	3,882,751
Malappuram	2988358	2911661	97%	1507574	50%	4,419,235
Palakkad	2140261	2035951	95%	1282619	60%	3,318,570
Pathanamthitta	1036488	1059109	102%	815975	79%	1,875,084
Thiruvananthapuram	2675400	2608224	97%	1937536	72%	4,545,760
Thrissur	2545664	2337588	92%	1739194	68%	4,076,782
Wayanad	659698	667537	101%	531398	81%	1,198,935
Grand Total	26634508	25730164	97%	17687604	66%	43,417,768
*Revised target population(> 18 years) as per MOHFW is 2.67 crores *As per letter from Additional Secretary MOHFW- D O No 2317579/2021/Imm dated 15/09/2021						

TABLE2.Covid-19 Vaccination Center Functional in the State as on 02/12/2021 midnight

DISTRICTS	Public	Private	Total
Alappuzha	75	8	83
Ernakulam	89	44	133
Idukki	45	5	50
Kannur	113	9	122
Kasaragod	50	2	52
Kollam	58	21	79
Kottayam	80	10	90
Kozhikode	90	23	113
Malappuram	81	12	93
Palakkad	75	14	89
Pathanamthitta	62	9	71
Thiruvananthapuram	75	26	101
Thrissur	89	35	124
Wayanad	56	1	57
GrandTotal	1038	219	1257

TABLE3. Health Care Workers Coverage as on 02/12/2021 midnight

<i>DISTRICT</i>	<i>1ST DOSE</i>	<i>Percentage</i>	<i>2ND DOSE</i>	<i>Percentage Fully Vaccinated</i>
Alappuzha	29005	100%	26854	93%
Ernakulam	85552	100%	74685	87%
Idukki	13548	100%	12840	95%
Kannur	40375	100%	36976	92%
Kasaragod	11610	100%	10650	92%
Kollam	36026	100%	33230	92%
Kottayam	38693	100%	35713	92%
Kozhikode	52727	100%	47247	90%
Malappuram	44818	100%	41119	92%
Palakkad	34667	100%	31323	90%
Pathanamthitta	29327	100%	24689	84%
Thiruvananthapuram	73403	100%	65388	89%
Thrissur	51908	100%	48565	94%
Wayanad	13974	100%	13154	94%
GrandTotal	555633	100%	502433	90%

TABLE4. Frontline workers Coverage as on 02/12/2021 midnight

<i>DISTRICT</i>	<i>1ST DOSE</i>	<i>Percentage</i>	<i>2nd DOSE</i>	<i>Percentage Fully Vaccinated</i>
Alappuzha	39115	100%	36337	93%
Ernakulam	54912	100%	49753	91%
Idukki	22984	100%	20987	91%
Kannur	41370	100%	39693	96%
Kasaragod	24611	100%	22216	90%
Kollam	42212	100%	38111	90%
Kottayam	32125	100%	30259	94%
Kozhikode	55256	100%	51870	94%
Malappuram	53904	100%	50678	94%
Palakkad	48087	100%	44837	93%
Pathanamthitta	25242	100%	22202	88%
Thiruvananthapuram	72959	100%	66579	91%
Thrissur	41899	100%	40310	96%
Wayanad	17017	100%	15935	94%
GrandTotal	571693	100%	529767	93%

TABLE5.Age-Appropriate Group (≥45 Years) Coverage as on 02/12/2021 midnight

Age appropriate group (≥45 years) Coverage as on 03/12/2021,12AM					
District	Target	1 st dose coverage	Percentage	2nd dose	Percentage Fully Vaccinated*
Alappuzha	960001	855730	89%	701577	73%
Ernakulam	1483234	1444215	97%	1189963	80%
Idukki	431545	437953	101%	353559	82%
Kannur	965897	947673	98%	755940	78%
Kasaragod	435487	429039	99%	353805	81%
Kollam	1038759	1043380	100%	820472	79%
Kottayam	896478	823498	92%	666704	74%
Kozhikode	1185845	1165409	98%	899490	76%
Malappuram	1210980	1180679	97%	817560	68%
Palakkad	1051934	969787	92%	745278	71%
Pathanamthitta	575669	589491	102%	502968	87%
Thiruvananthapuram	1366301	1299104	95%	1066141	78%
Thrissur	1271199	1234655	97%	1013213	80%
Wayanad	298546	303619	102%	265938	89%
Grand Total	13171875	12724232	97%	10152608	77%

*Among those who took 1st Dose

TABLE6.Age-Appropriate Group (18-44Years) Coverage as on 02/12/2021 midnight

18-44 years Coverage as on 03/12/2021 at 12 AM					
District	Target	First Dose		2nd Dose Coverage	Percentage fully vaccinated*
		1st Dose Coverage	Percentage		
Alappuzha	744178	614530	83%	396551	53%
Ernakulam	1470864	1413539	96%	827333	56%
Idukki	437537	393210	90%	222110	51%
Kannur	947964	888352	94%	473497	50%
Kasaragod	556876	460475	83%	277544	50%
Kollam	1054752	856605	81%	483158	46%
Kottayam	665544	604481	91%	385316	58%
Kozhikode	1313678	1111884	85%	498868	38%
Malappuram	1777378	1632260	92%	598217	34%
Palakkad	1088327	983410	90%	461181	42%
Pathanamthitta	460819	415049	90%	266116	58%
Thiruvananthapuram	1309099	1162758	89%	739428	56%
Thrissur	1274465	1009126	79%	637106	50%
Wayanad	361152	332927	92%	236371	65%
Grand Total	13462633	11878606	88%	6502796	48%

*Among those who have taken first dose

TABLE7.Achievement for the day 02/12/2021 midnight

<i>DISTRICT</i>	<i>1st Dose</i>	<i>2nd Dose</i>	<i>Total</i>
Alappuzha	1984	24275	26259
Ernakulam	2755	18113	20868
Idukki	663	7457	8120
Kannur	4719	50292	55011
Kasaragod	1493	11019	12512
Kollam	1769	16413	18182
Kottayam	1919	16893	18812
Kozhikode	2677	16648	19325
Malappuram	6039	33753	39792
Palakkad	2175	11164	13339
Pathanamthitta	951	7729	8680
Thiruvananthapuram	1899	15260	17159
Thrissur	3184	26257	29441
Wayanad	248	1868	2116
Grand Total	32475	257141	289616

** Vaccine stock details couldn't be downloaded from e-VIN portal as the portal is down.

TABLE9.COVID Vaccination related sites

support@cowin.gov.in https://www.cowin.gov.in/home https://dashboard.kerala.gov.in/ https://dhs.kerala.gov.in/https://aogyakeralam.gov.in/https://sha.kerala.gov.in/

TABLE 10. COVID Vaccination related Helpline numbers

National/State/District	Line1	Line2	Line3
National Helpline	1075	+91 1123978046	0120 4473222
Disha	1056	04712552056	
StateCallCenter	04712309251	04712309252	04712309255
Thiruvananthapuram	9188610100	1077	
Kollam	04742797609	8589015556	
Pathanamthitta	04682222515	04682228220	
Alappuzha	04772239999		
Kottayam	04812565200	04812304800	04812581900
Idukki	18004255640	04862232220	04862233118
Ernakulam	9072303861		
Thrissur	9400066921	9400066922	9400066923
Palakkad	04912505264	04912505189	8943341439
Malappuram	04832733253	04832737858	04832733252
Kozhikode	7594001442		
Wayanad	04936202343	04936202375	9072510900
Kannur	04972700194		
Kasargod	9061076590	9061079244	9061078026