



കേരള സർക്കാർ

COVID-19 OUTBREAK CONTROL AND PREVENTION STATE
CELL HEALTH & FAMILY WELFARE DEPARTMENT
Govt of Kerala
www.health.kerala.gov.in

www.dhs.kerala.gov.in

controlroomdhskerala@gmail.com

KeralaHEALTH-COVID-19 DAILY VACCINATION BULLETIN

Date: 04/12/2021

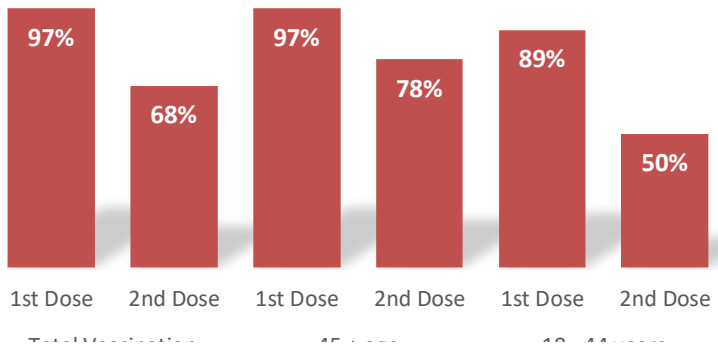
**OUR HEALTH OUR RESPONSIBILITY
VACCINE ADVISORY**

- *People who are vaccinated with Covid Vaccine are reported to have reduced Covid related ICU admissions, serious disease and death.*
- *Early vaccination is useful to safeguard our life from this deadly disease.*
- *Vaccination sessions are planned as per the availability of vaccine. All are requested to cooperate.*
- *After receiving the first dose, second dose of Covishield vaccine is to be taken between 12–16 weeks and second dose of Covaxin between 4-6 weeks.*
- *Covid vaccination is currently available to all above the age of 18.*
- *Vaccination is available free of cost in all Government covid vaccination centers, and at a nominal rate (as per the GoI order F.No.2079203/2021/Immunization) in selected private Hospitals.*
- **ENSURE ALL YOUR ELIGIBLE FAMILY MEMBERS ARE PROTECTED BY RECEIVING ANY OF THE AVAILABLE COVID VACCINE.**
- **“BOTH COVAXIN AND COVISHIELD ARE EQUALLY EFFECTIVE AND SAFE”**
- **“BE FULLY PROTECTED – GET THE SECOND DOSE AT YOUR SCHEDULED TIME”**

ANALYSIS

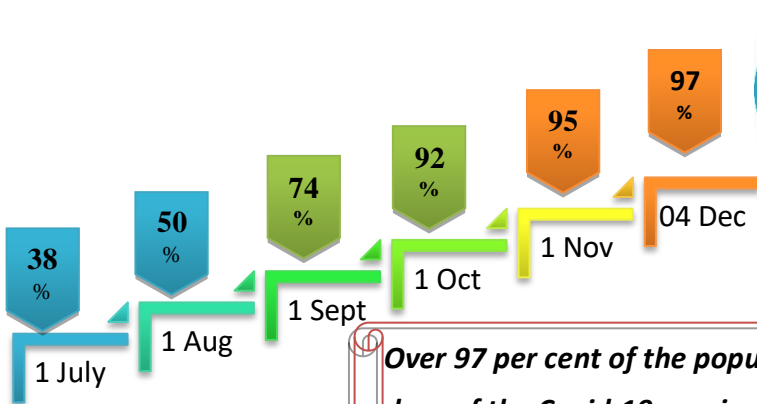
COVID-19 mass vaccinations are showing signs of preventing illness and steep decline in cases and hospital admissions in countries which done vaccination. Kerala started its vaccination for health care workers from January 16, 2021. The COVID-19 Vaccines Operational Guidelines issued by the Ministry of Health and Family Welfare, Govt. of India, 28th December 2020 and all subsequent Guidelines issued by Ministry of Health and Family Welfare, Govt of India are followed at the sites and all vaccination lanes

Summary of COVID Vaccine Administered as on 04-12-2021 midnight



- 97%** of eligible population vaccinated with a single dose till December 04
- 68%** of eligible population vaccinated with double dose till December 04
- State has vaccinated more than **97%** of people aged more than 45 years with a single dose

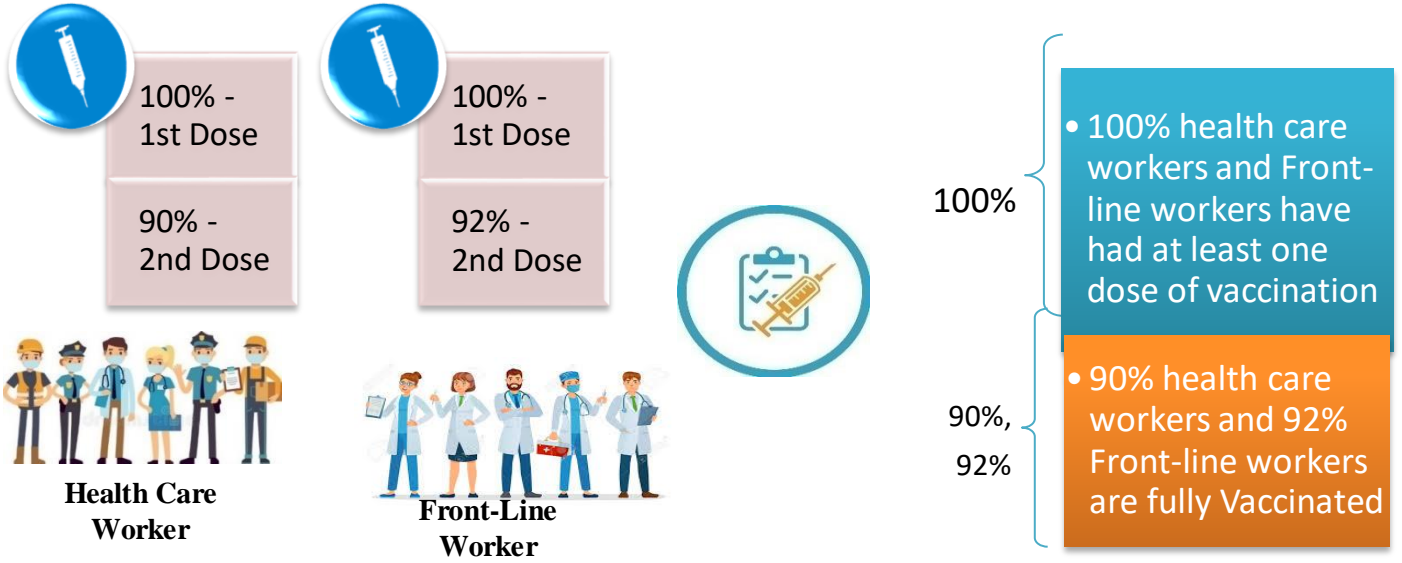
Time Line of Vaccination Coverage



Kerala began administration of COVID 19 Vaccines on 16th January, 2021. As of 03rd December 2021, Kerala has administered over 43 million doses overall, including first and second doses of vaccines.


Over 97 per cent of the population in Kerala has been administered the first dose of the Covid-19 vaccine. The state has achieved the target within 322 days since the beginning of the vaccination drive on January 16.

Health Care Workers & Front-line Workers Vaccinated



Are You Vaccinated? You Still Need to Practice: SMS

- Even after vaccination, follow COVID appropriate behavior
- Practice Social Distancing and greet without physical contact
- Always wear clean face mask
- Wash your hands thoroughly and frequently or use hand sanitizer
- Follow the current COVID 19 guidelines to prevent further spread
- Stay Safe. Stay Strong. Get Vaccinated



Even After Getting Vaccinated Keep Taking Precautions to Protect Your Self

			
GET VACCINATED	WASH YOUR HANDS	WEAR A MASK	KEEP YOUR DISTANCE

The Race Towards Full Vaccination - Weekly Trend

20th Nov – 27th Nov

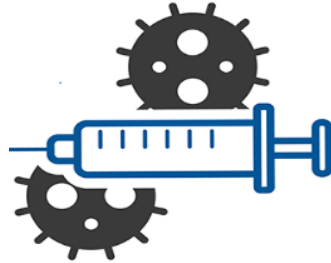
Kerala Administered over

5.56 Lakh

COVID Vaccine Doses

in the last 7 days

(20 Nov to 27 Nov)

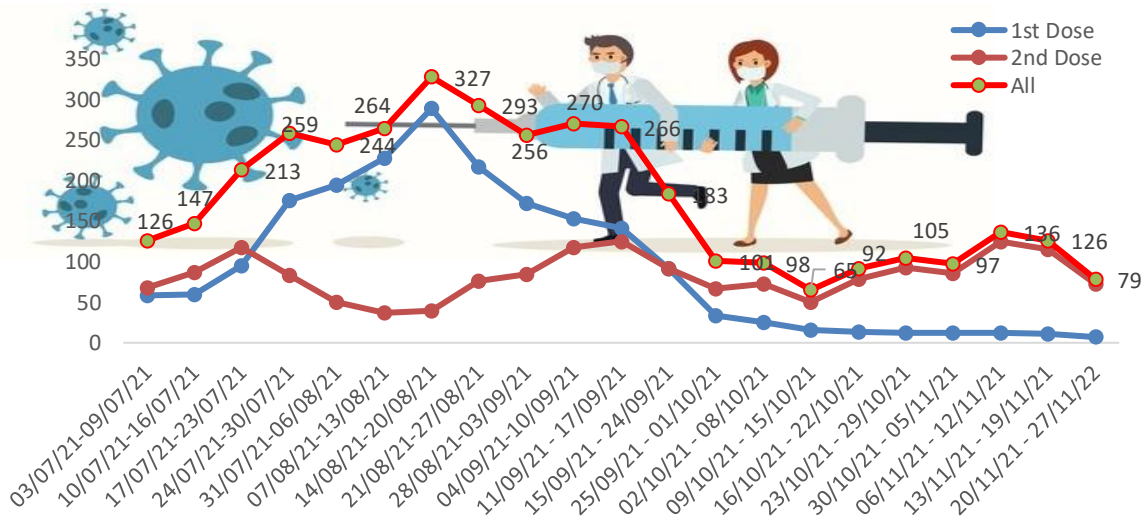


From 20th Nov to 27th Nov, on average

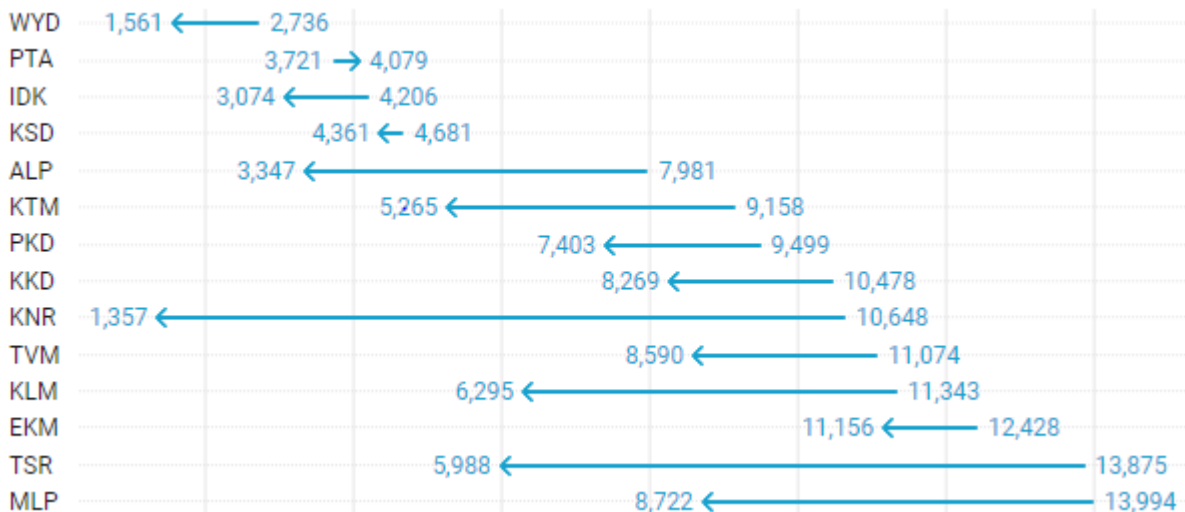
0.79 lakh

doses were administered daily.

Average Doses Administered Per day per week (in 1000)



Trend in average per day vaccination for the last two weeks



Race Against Time – Vaccination Quarterly Status

(Q1:16th Jan-Mar, Q2: Apr-June, Q3: July-Sep)

Daily Average Dozes Administered per Quarter

In the first Quarter, only 42201 first dozes and 5324 second dozes were administered daily on average. During the second and third quarters, the daily vaccination of the first and second dozes increased significantly.

Q1 : 16th Jan – Mar

Q2 : Apr - June

Q3 : July - Sep



Vaccination Achievement per Quarter

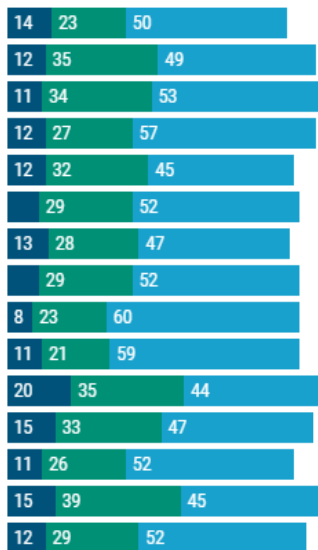
In the third quarter of the immunization drive, 52% of the eligible population (18 + age) in Kerala were given the first dose and 29% the second dose.

Dose Progression

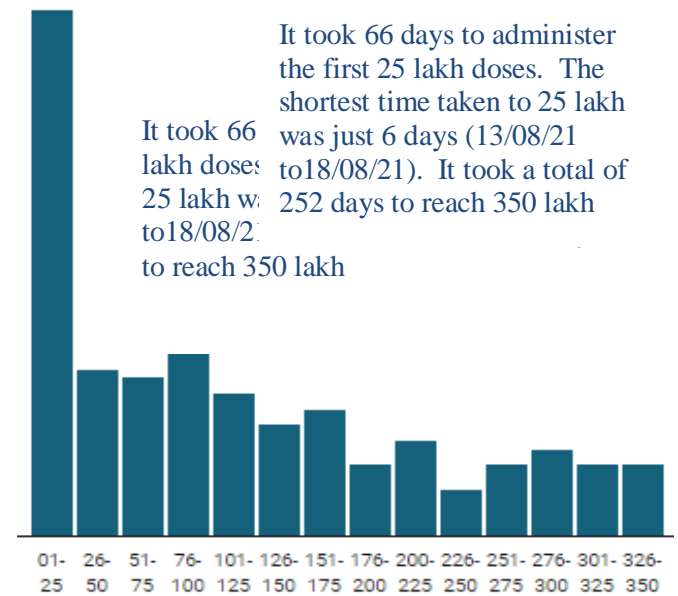
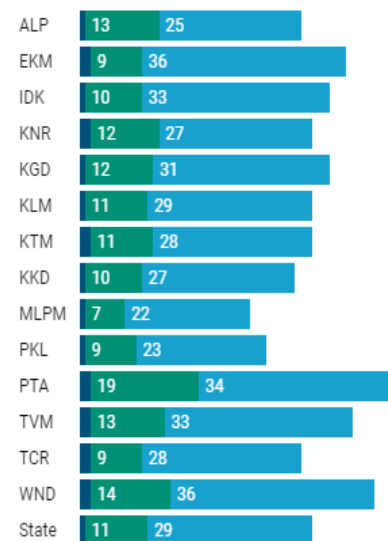
The chart shows the days taken for total COVID-19 Vaccination dozes in Kerala to cross every 25 lakh dose mark

■ Q1 ■ Q2 ■ Q3

First Dose

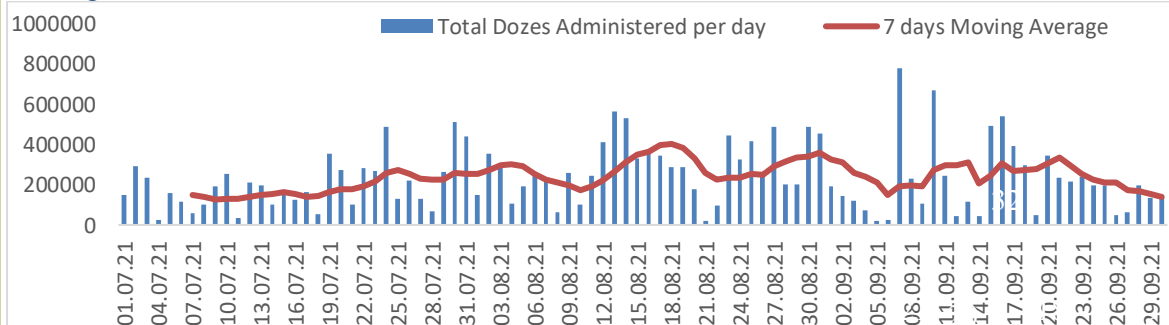


Second Dose



Vaccine Administered per Day and 7 days Moving Average in Last Quarter (July -

September) The seven-day moving average of daily dozes in the last quarter showed a peak on August 18th and continued to fluctuate thereafter



The average rate of daily vaccination fell between the last two weeks of September compared to the first three weeks. On 20/09/2021 the total dozes administered were 3.41 lakh, it declined thereafter and reached up to 1.34 lakh.

Important Message to the Public

- a. *Infection or infection rate is only a part and disease manifestation of disease is to be monitored*
- b. *Fatality among vaccinated people is very less. Disease severity among vaccinated people is less.*
- c. *People with comorbidity should be careful. Once detected covid positive they should get admitted and do not stay at home.*
- d. *Death among non-vaccinated people, especially people with comorbidity is because of late arrival in hospitals*
- e. *Diabetes and Hypertension together is the most common cause of patient death if they arrive late.*
- f. *Vaccinated people, only if symptomatic are advised to consult Doctor.*
- g. *Non Vaccinated people, if symptomatic, may do RTPCR test*
- h. *Antigen testing is only for emergency purpose*
- i. *Non vaccinated people with co-morbidities to do testing by RTPCR and consult doctor*
- j. *Repeat RTPCR is not needed among the people who are detected COVID positive in the previous 2 months*
- k. *All young person detected positive and at home isolation should do glucose test*

TABLE1.Total Vaccination done in the State as on 04/12/2021 midnight

State Summary till			05/12/2021	at 12 AM		
District	Target	First Dose	Percentage *	Second Dose	Percentage*	Total Doses Administered
Alappuzha	1704179	1540637	90%	1187869	70%	2,728,506
Ernakulam	2954098	3003109	102%	2176566	74%	5,179,675
Idukki	869082	868724	100%	622777	72%	1,491,501
Kannur	1913861	1922227	100%	1351794	71%	3,274,021
Kasaragod	992363	927317	93%	676678	68%	1,603,995
Kollam	2093511	1980738	95%	1401479	67%	3,382,217
Kottayam	1562022	1500874	96%	1134364	73%	2,635,238
Kozhikode	2499523	2392892	96%	1544933	62%	3,937,825
Malappuram	2988358	2919062	98%	1548826	52%	4,467,888
Palakkad	2140261	2041546	95%	1320338	62%	3,361,884
Pathanamthitta	1036488	1060450	102%	826696	80%	1,887,146
Thiruvananthapuram	2675400	2611953	98%	1970192	74%	4,582,145
Thrissur	2545664	2340201	92%	1757928	69%	4,098,129
Wayanad	659698	668249	101%	536279	81%	1,204,528
Grand Total	26634508	25777979	97%	18056719	68%	43,834,698
*Revised target population(> 18 years) as per MOHFW is 2.67 crores *As per letter from Additional Secretary MOHFW- D O No 2317579/2021/Imm dated 15/09/2021						

TABLE2.Covid-19 Vaccination Center Functional in the State as on 04/12/2021 midnight

DISTRICTS	Public	Private	Total
Alappuzha	86	10	96
Ernakulam	40	53	93
Idukki	24	8	32
Kannur	40	23	63
Kasaragod	59	3	62
Kollam	30	21	51
Kottayam	116	19	135
Kozhikode	90	20	110
Malappuram	60	14	74
Palakkad	73	14	87
Pathanamthitta	61	11	72
Thiruvananthapuram	20	30	50
Thrissur	55	35	90
Wayanad	56	2	58
GrandTotal	810	263	1073

TABLE3. Health Care Workers Coverage as on 04/12/2021 midnight

<i>DISTRICT</i>	<i>1ST DOSE</i>	<i>Percentage</i>	<i>2ND DOSE</i>	<i>Percentage Fully Vaccinated</i>
Alappuzha	29005	100%	26873	93%
Ernakulam	85552	100%	74740	87%
Idukki	13548	100%	12846	95%
Kannur	40375	100%	37004	92%
Kasaragod	11610	100%	10655	92%
Kollam	36027	100%	33249	92%
Kottayam	38693	100%	35739	92%
Kozhikode	52729	100%	47302	90%
Malappuram	44819	100%	41162	92%
Palakkad	34667	100%	31344	90%
Pathanamthitta	29327	100%	24709	84%
Thiruvananthapuram	73405	100%	65439	89%
Thrissur	51908	100%	48592	94%
Wayanad	13975	100%	13157	94%
GrandTotal	555640	100%	502811	90%

TABLE4. Frontline workers Coverage as on 04/12/2021 midnight

<i>DISTRICT</i>	<i>1ST DOSE</i>	<i>Percentage</i>	<i>2nd DOSE</i>	<i>Percentage Fully Vaccinated</i>
Alappuzha	39115	100%	36377	93%
Ernakulam	54913	100%	49808	91%
Idukki	22985	100%	21009	91%
Kannur	41370	100%	39723	96%
Kasaragod	24611	100%	22234	90%
Kollam	42212	100%	38177	90%
Kottayam	32127	100%	30279	94%
Kozhikode	55258	100%	51960	94%
Malappuram	53904	100%	50705	94%
Palakkad	48087	100%	44884	93%
Pathanamthitta	25242	100%	22226	88%
Thiruvananthapuram	72959	100%	66654	91%
Thrissur	41900	100%	40326	96%
Wayanad	17017	100%	15951	94%
GrandTotal	571700	100%	530313	93%

TABLE5.Age-Appropriate Group (≥45 Years) Coverage as on 04/12/2021 midnight

Age appropriate group (≥45 years) Coverage as on 05/12/2021,12AM					
District	Target	1 st dose coverage	Percentage	2nd dose	Percentage Fully Vaccinated*
Alappuzha	960001	856454	89%	710503	74%
Ernakulam	1483234	1445305	97%	1199552	81%
Idukki	431545	438174	102%	357287	83%
Kannur	965897	948768	98%	770242	80%
Kasaragod	435487	429299	99%	356107	82%
Kollam	1038759	1044110	101%	828665	80%
Kottayam	896478	824208	92%	672832	75%
Kozhikode	1185845	1167097	98%	914303	77%
Malappuram	1210980	1182212	98%	828805	68%
Palakkad	1051934	971057	92%	756393	72%
Pathanamthitta	575669	589832	102%	505682	88%
Thiruvananthapuram	1366301	1300071	95%	1075105	79%
Thrissur	1271199	1235427	97%	1019427	80%
Wayanad	298546	303742	102%	266771	89%
Grand Total	13171875	12735756	97%	10261674	78%

*Among those who took 1st Dose

TABLE6.Age-Appropriate Group (18-44Years) Coverage as on 04/12/2021 midnight

18-44 years Coverage as on 05/12/2021 at 12 AM					
District	Target	First Dose		2nd Dose Coverage	Percentage fully vaccinated*
		1st Dose Coverage	Percentage		
Alappuzha	744178	616063	83%	414116	56%
Ernakulam	1470864	1417339	96%	852466	58%
Idukki	437537	394017	90%	231635	53%
Kannur	947964	891714	94%	504825	53%
Kasaragod	556876	461797	83%	287682	52%
Kollam	1054752	858389	81%	501388	48%
Kottayam	665544	605846	91%	395514	59%
Kozhikode	1313678	1117808	85%	531368	40%
Malappuram	1777378	1638127	92%	628154	35%
Palakkad	1088327	987735	91%	487717	45%
Pathanamthitta	460819	416049	90%	274079	59%
Thiruvananthapuram	1309099	1165518	89%	762994	58%
Thrissur	1274465	1010966	79%	649583	51%
Wayanad	361152	333515	92%	240400	67%
Grand Total	13462633	11914883	89%	6761921	50%

*Among those who have taken first dose

TABLE7.Achievement for the day 04/12/2021 midnight

<i>DISTRICT</i>	<i>1st Dose</i>	<i>2nd Dose</i>	<i>Total</i>
Alappuzha	1691	21010	22701
Ernakulam	1807	12640	14447
Idukki	568	5916	6484
Kannur	564	4123	4687
Kasaragod	1542	12259	13801
Kollam	1076	11052	12128
Kottayam	1682	13363	15045
Kozhikode	4346	28640	32986
Malappuram	2242	13982	16224
Palakkad	3764	24504	28268
Pathanamthitta	505	4020	4525
Thiruvananthapuram	935	6089	7024
Thrissur	1492	9950	11442
Wayanad	278	2170	2448
Grand Total	22492	169718	192210

** Vaccine stock details couldn't be downloaded from e-VIN portal as the portal is down.

TABLE9.COVID Vaccination related sites

support@cowin.gov.in https://www.cowin.gov.in/home https://dashboard.kerala.gov.in/ https://dhs.kerala.gov.in/https://aogyakeralam.gov.in/https://sha.kerala.gov.in/

TABLE10. COVID Vaccination related Helpline numbers

National/State/District	Line1	Line2	Line3
National Helpline	1075	+91 1123978046	0120 4473222
Disha	1056	04712552056	
StateCallCenter	04712309251	04712309252	04712309255
Thiruvananthapuram	9188610100	1077	
Kollam	04742797609	8589015556	
Pathanamthitta	04682222515	04682228220	
Alappuzha	04772239999		
Kottayam	04812565200	04812304800	04812581900
Idukki	18004255640	04862232220	04862233118
Ernakulam	9072303861		
Thrissur	9400066921	9400066922	9400066923
Palakkad	04912505264	04912505189	8943341439
Malappuram	04832733253	04832737858	04832733252
Kozhikode	7594001442		
Wayanad	04936202343	04936202375	9072510900
Kannur	04972700194		
Kasargod	9061076590	9061079244	9061078026