



കേരള സർക്കാർ

COVID-19 OUTBREAK CONTROL AND PREVENTION STATE
CELL HEALTH & FAMILY WELFARE DEPARTMENT
Govt of Kerala
www.health.kerala.gov.in

www.dhs.kerala.gov.in

controlroomdhskerala@gmail.com

KeralaHEALTH-COVID-19 DAILY VACCINATION BULLETIN

Date: 05/12/2021

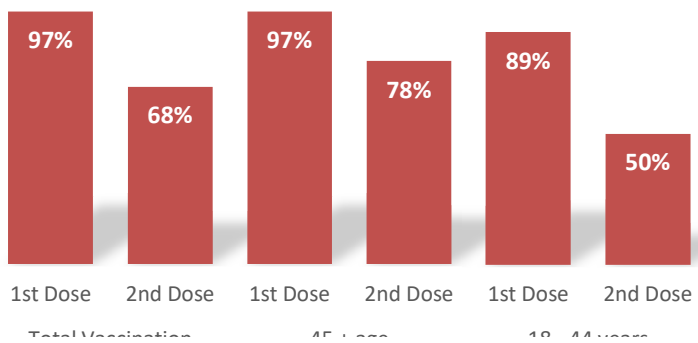
**OUR HEALTH OUR RESPONSIBILITY
VACCINE ADVISORY**

- *People who are vaccinated with Covid Vaccine are reported to have reduced Covid related ICU admissions, serious disease and death.*
- *Early vaccination is useful to safeguard our life from this deadly disease.*
- *Vaccination sessions are planned as per the availability of vaccine. All are requested to cooperate.*
- *After receiving the first dose, second dose of Covishield vaccine is to be taken between 12–16 weeks and second dose of Covaxin between 4–6 weeks.*
- *Covid vaccination is currently available to all above the age of 18*
- *Vaccination is available free of cost in all Government covid vaccination centers, and at a nominal rate (as per the GoI order F.No.2079203/2021/Immunization) in selected private Hospitals.*
- ***ENSURE ALL YOUR ELIGIBLE FAMILY MEMBERS ARE PROTECTED BY RECEIVING ANY OF THE AVAILABLE COVID VACCINE.***
- ***“BOTH COVAXIN AND COVISHIELD ARE EQUALLY EFFECTIVE AND SAFE”***
- ***“BE FULLY PROTECTED – GET THE SECOND DOSE AT YOUR SCHEDULED TIME”***

ANALYSIS

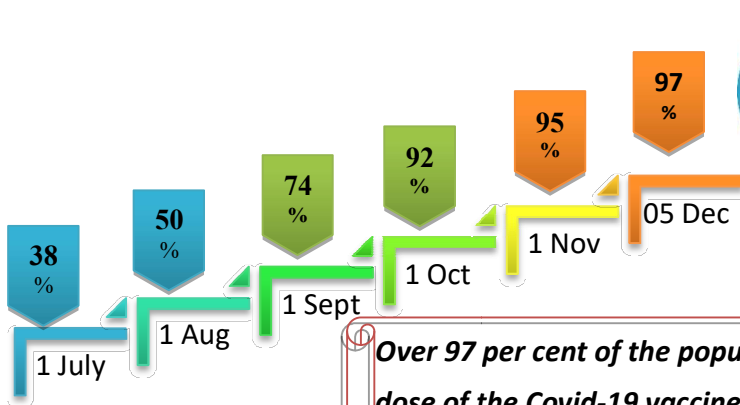
COVID-19 mass vaccinations are showing signs of preventing illness and steep decline in cases and hospital admissions in countries which done vaccination. Kerala started its vaccination for health care workers from January 16, 2021. The COVID-19 Vaccines Operational Guidelines issued by the Ministry of Health and Family Welfare, Govt. of India, 28th December 2020 and all subsequent Guidelines issued by Ministry of Health and Family Welfare, Govt of India are followed at the sites and all vaccination lanes

Summary of COVID Vaccine Administered as on 05-12-2021 midnight



- 97%** of eligible population vaccinated with a single dose till December 05
- 68%** of eligible population vaccinated with double dose till December 05
- State has vaccinated more than **97%** of people aged more than 45 years with a single dose

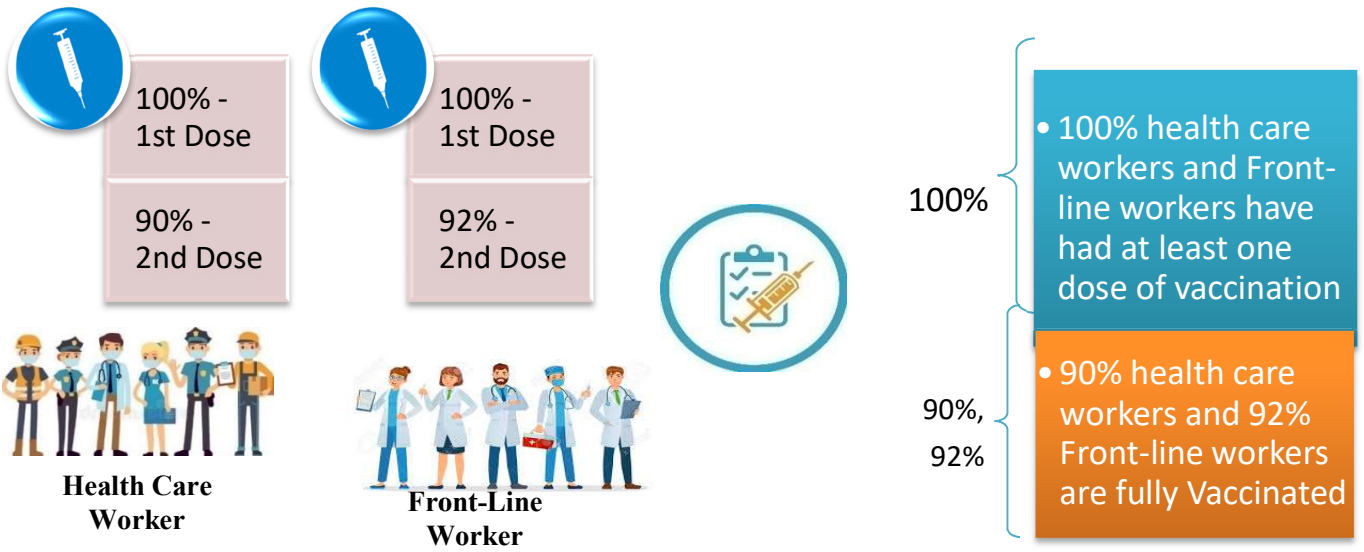
Time Line of Vaccination Coverage



Kerala began administration of COVID 19 Vaccines on 16th January, 2021. As of 05th December 2021, Kerala has administered over 43 million doses overall, including first and second doses of vaccines.


Over 97 per cent of the population in Kerala has been administered the first dose of the Covid-19 vaccine. The state has achieved the target within 323 days since the beginning of the vaccination drive on January 16.

Health Care Workers & Front-line Workers Vaccinated



Are You Vaccinated? You Still Need to Practice: SMS

- Even after vaccination, follow COVID appropriate behavior
- Practice Social Distancing and greet without physical contact
- Always wear clean face mask
- Wash your hands thoroughly and frequently or use hand sanitizer
- Follow the current COVID 19 guidelines to prevent further spread
- Stay Safe. Stay Strong. Get Vaccinated



Even After Getting Vaccinated Keep Taking Precautions to Protect Your Self

			
GET VACCINATED	WASH YOUR HANDS	WEAR A MASK	KEEP YOUR DISTANCE

The Race Towards Full Vaccination - Weekly Trend

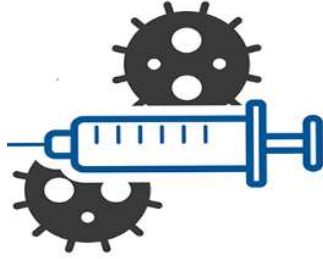
20th Nov – 27th Nov

Kerala Administered over

5.56 Lakh

COVID Vaccine Doses

in the last 7 days
(20 Nov to 27 Nov)

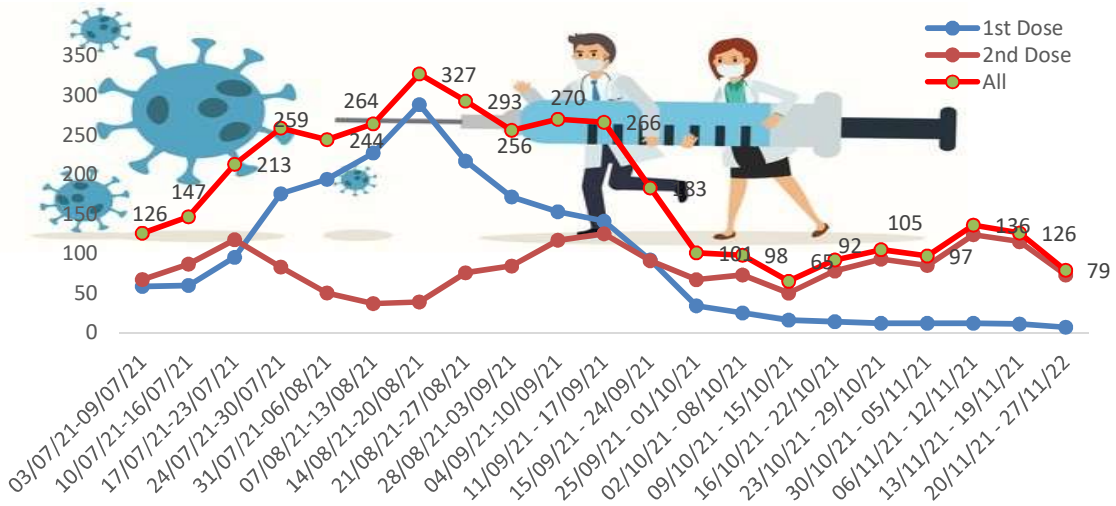


From 20th Nov to 27th Nov, on average

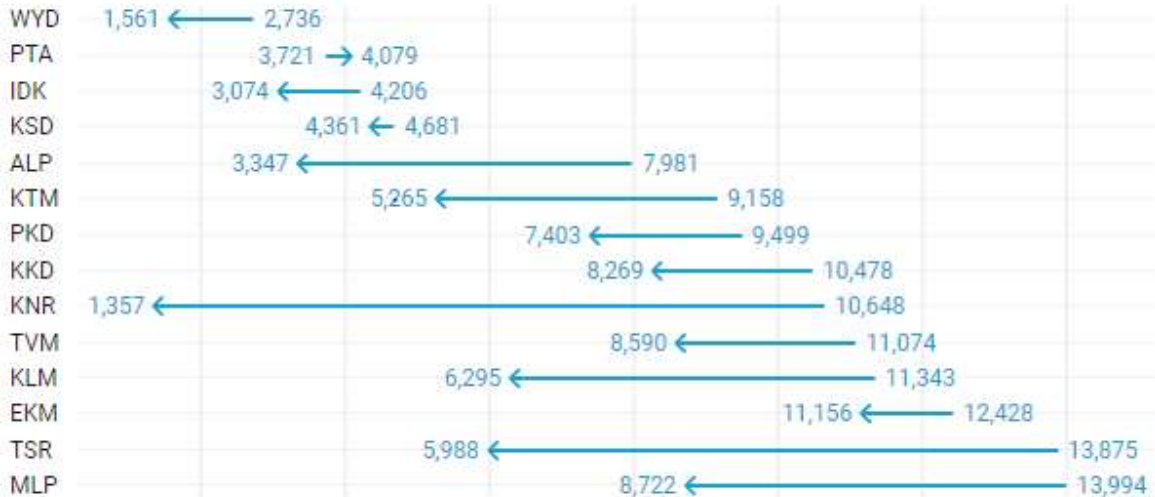
0.79 lakh doses

were administered daily.

Average Doses Administered Per day per week (in 1000)



Trend in average per day vaccination for the last two weeks



Race Against Time – Vaccination Quarterly Status

(Q1:16th Jan-Mar, Q2: Apr-June, Q3: July-Sep)

Daily Average Dozes Administered per Quarter

In the first Quarter, only 42201 first dozes and 5324 second dozes were administered daily on average. During the second and third quarters, the daily vaccination of the first and second dozes increased significantly.

Q1 : 16th Jan – Mar

Q2 : Apr - June

Q3 : July - Sep



Vaccination Achievement per Quarter

In the third quarter of the immunization drive, 52% of the eligible population (18 + age) in Kerala were given the first dose and 29% the second dose.

Dose Progression

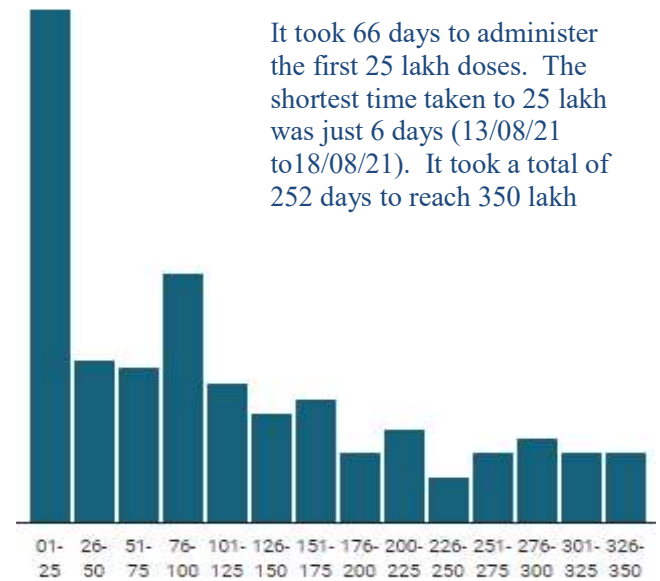
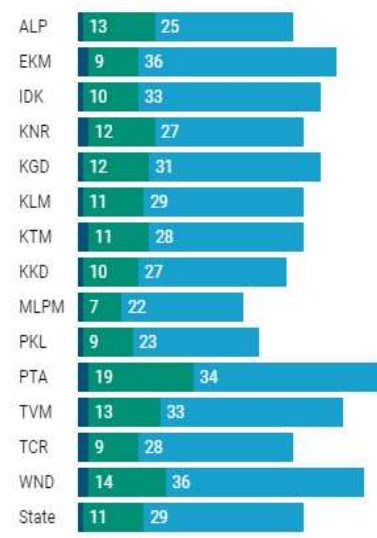
The chart shows the days taken for total COVID-19 Vaccination doses in Kerala to cross every 25 lakh dose mark

■ Q1 ■ Q2 ■ Q3

First Dose

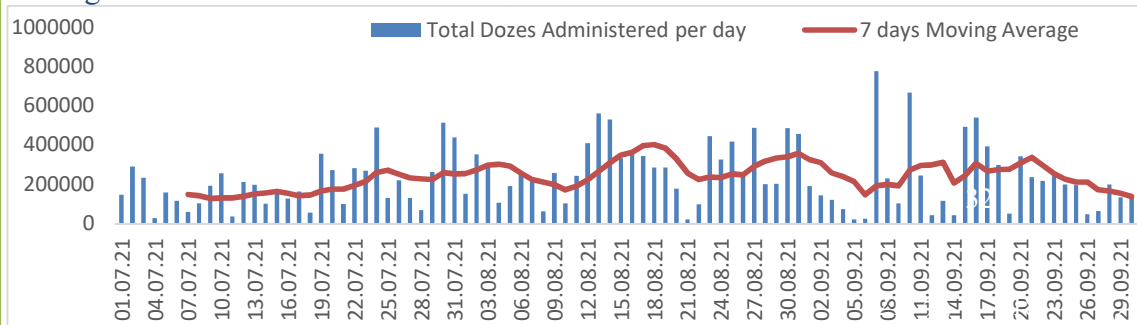


Second Dose



Vaccine Administered per Day and 7 days Moving Average in Last Quarter (July -

September) The seven-day moving average of daily doses in the last quarter showed a peak on August 18th and continued to fluctuate thereafter



The average rate of daily vaccination fell between the last two weeks of September compared to the first three weeks. On 20/09/2021 the total doses administered were 3.41 lakh, it declined thereafter and reached up to 1.34 lakh.

Important Message to the Public

- a. *Infection or infection rate is only a part and disease manifestation of disease is to be monitored*
- b. *Fatality among vaccinated people is very less. Disease severity among vaccinated people is less.*
- c. *People with comorbidity should be careful. Once detected covid positive they should get admitted and do not stay at home.*
- d. *Death among non-vaccinated people, especially people with comorbidity is because of late arrival in hospitals*
- e. *Diabetes and Hypertension together is the most common cause of patient death if they arrive late.*
- f. *Vaccinated people, only if symptomatic are advised to consult Doctor.*
- g. *Non Vaccinated people, if symptomatic, may do RTPCR test*
- h. *Antigen testing is only for emergency purpose*
- i. *Non vaccinated people with co-morbidities to do testing by RTPCR and consult doctor*
- j. *Repeat RTPCR is not needed among the people who are detected COVID positive in the previous 2 months*
- k. *All young person detected positive and at home isolation should do glucose test*

TABLE1.Total Vaccination done in the State as on 05/12/2021 midnight

State Summary till			06/12/2021	at 12 AM		
District	Target	First Dose	Percentage *	Second Dose	Percentage*	Total Doses Administered
Alappuzha	1704179	1540663	90%	1188046	70%	27,28,709
Ernakulam	2954098	3003474	102%	2177820	74%	51,81,294
Idukki	869082	868731	100%	622797	72%	14,91,528
Kannur	1913861	1922281	100%	1352031	71%	32,74,312
Kasaragod	992363	927320	93%	676707	68%	16,04,027
Kollam	2093511	1980824	95%	1401997	67%	33,82,821
Kottayam	1562022	1500886	96%	1134399	73%	26,35,285
Kozhikode	2499523	2393112	96%	1545965	62%	39,39,077
Malappuram	2988358	2919090	98%	1548944	52%	44,68,034
Palakkad	2140261	2041807	95%	1322304	62%	33,64,111
Pathanamthitta	1036488	1060454	102%	826727	80%	18,87,181
Thiruvananthapuram	2675400	2612140	98%	1970889	74%	45,83,029
Thrissur	2545664	2340351	92%	1759170	69%	40,99,521
Wayanad	659698	668251	101%	536292	81%	12,04,543
Grand Total	26634508	25779384	97%	18064088	68%	4,38,43,472
	*Revised target population(> 18 years) as per MOHFW is 2.67 crores *As per letter from Additional Secretary MOHFW- D O No 2317579/2021/Imm dated 15/09/2021					

TABLE2.Covid-19 Vaccination Center Functional in the State as on 05/12/2021 midnight

<i>DISTRICTS</i>	Public	Private	Total
Alappuzha	0	4	4
Ernakulam	3	18	21
Idukki	0	2	2
Kannur	4	10	14
Kasaragod	0	1	1
Kollam	7	15	22
Kottayam	0	4	4
Kozhikode	1	11	12
Malappuram	3	8	11
Palakkad	0	8	8
Pathanamthitta	0	1	1
Thiruvananthapuram	6	22	28
Thrissur	2	35	37
Wayanad	0	1	1
GrandTotal	26	140	166

TABLE3. Health Care Workers Coverage as on 05/12/2021 midnight

<i>DISTRICT</i>	<i>1ST DOSE</i>	<i>Percentage</i>	<i>2ND DOSE</i>	<i>Percentage Fully Vaccinated</i>
Alappuzha	29005	100%	26873	93%
Ernakulam	85552	100%	74743	87%
Idukki	13548	100%	12846	95%
Kannur	40375	100%	37004	92%
Kasaragod	11610	100%	10655	92%
Kollam	36027	100%	33249	92%
Kottayam	38693	100%	35739	92%
Kozhikode	52729	100%	47302	90%
Malappuram	44819	100%	41162	92%
Palakkad	34667	100%	31345	90%
Pathanamthitta	29327	100%	24709	84%
Thiruvananthapuram	73405	100%	65439	89%
Thrissur	51908	100%	48595	94%
Wayanad	13975	100%	13158	94%
GrandTotal	555640	100%	502819	90%

TABLE4. Frontline workers Coverage as on 05/12/2021 midnight

<i>DISTRICT</i>	<i>1ST DOSE</i>	<i>Percentage</i>	<i>2nd DOSE</i>	<i>Percentage Fully Vaccinated</i>
Alappuzha	39115	100%	36378	93%
Ernakulam	54913	100%	49810	91%
Idukki	22985	100%	21010	91%
Kannur	41370	100%	39723	96%
Kasaragod	24611	100%	22234	90%
Kollam	42212	100%	38178	90%
Kottayam	32127	100%	30279	94%
Kozhikode	55258	100%	51961	94%
Malappuram	53904	100%	50705	94%
Palakkad	48087	100%	44886	93%
Pathanamthitta	25242	100%	22227	88%
Thiruvananthapuram	72959	100%	66656	91%
Thrissur	41900	100%	40326	96%
Wayanad	17017	100%	15951	94%
GrandTotal	571700	100%	530324	93%

TABLE5.Age-Appropriate Group (≥45 Years) Coverage as on 05/12/2021 midnight

Age appropriate group (≥45 years) Coverage as on 06/12/2021,12AM					
District	Target	1 st dose coverage	Percentage	2nd dose	Percentage Fully Vaccinated*
Alappuzha	960001	856462	89%	710550	74%
Ernakulam	1483234	1445366	97%	1199819	81%
Idukki	431545	438175	102%	357294	83%
Kannur	965897	948783	98%	770322	80%
Kasaragod	435487	429300	99%	356108	82%
Kollam	1038759	1044139	101%	828835	80%
Kottayam	896478	824216	92%	672839	75%
Kozhikode	1185845	1167125	98%	914504	77%
Malappuram	1210980	1182217	98%	828827	68%
Palakkad	1051934	971135	92%	756859	72%
Pathanamthitta	575669	589832	102%	505690	88%
Thiruvananthapuram	1366301	1300116	95%	1075285	79%
Thrissur	1271199	1235462	97%	1019718	80%
Wayanad	298546	303743	102%	266774	89%
Grand Total	13171875	12736071	97%	10263424	78%

*Among those who took 1st Dose

TABLE6.Age-Appropriate Group (18-44Years) Coverage as on 05/12/2021 midnight

18-44 years Coverage as on 06/12/2021 at 12 AM					
District	Target	First Dose		2nd Dose	Percentage fully vaccinated*
		1st Dose Coverage	Percentage	Coverage	
Alappuzha	744178	616081	83%	414245	56%
Ernakulam	1470864	1417643	96%	853448	58%
Idukki	437537	394023	90%	231647	53%
Kannur	947964	891753	94%	504982	53%
Kasaragod	556876	461799	83%	287710	52%
Kollam	1054752	858446	81%	501735	48%
Kottayam	665544	605850	91%	395542	59%
Kozhikode	1313678	1118000	85%	532198	41%
Malappuram	1777378	1638150	92%	628250	35%
Palakkad	1088327	987918	91%	489214	45%
Pathanamthitta	460819	416053	90%	274101	59%
Thiruvananthapuram	1309099	1165660	89%	763509	58%
Thrissur	1274465	1011081	79%	650531	51%
Wayanad	361152	333516	92%	240409	67%
Grand Total	13462633	11915973	89%	6767521	50%

*Among those who have taken first dose

TABLE7.Achievement for the day 05/12/2021 midnight

<i>DISTRICT</i>	<i>1st Dose</i>	<i>2nd Dose</i>	<i>Total</i>
Alappuzha	26	177	203
Ernakulam	365	1249	1614
Idukki	1	11	12
Kannur	46	182	228
Kasaragod	3	29	32
Kollam	86	508	594
Kottayam	11	32	43
Kozhikode	203	919	1122
Malappuram	25	104	129
Palakkad	181	1390	1571
Pathanamthitta	4	29	33
Thiruvananthapuram	187	697	884
Thrissur	148	1242	1390
Wayanad	2	13	15
Grand Total	1288	6582	7870

** Vaccine stock details couldn't be downloaded from e-VIN portal as the portal is down.

TABLE9.COVID Vaccination related sites

support@cowin.gov.in https://www.cowin.gov.in/home https://dashboard.kerala.gov.in/ https://dhs.kerala.gov.in/https://aogyakeralam.gov.in/https://sha.kerala.gov.in/

TABLE 10. COVID Vaccination related Helpline numbers

National/State/District	Line1	Line2	Line3
National Helpline	1075	+91 1123978046	0120 4473222
Disha	1056	04712552056	
StateCallCenter	04712309251	04712309252	04712309255
Thiruvananthapuram	9188610100	1077	
Kollam	04742797609	8589015556	
Pathanamthitta	04682222515	04682228220	
Alappuzha	04772239999		
Kottayam	04812565200	04812304800	04812581900
Idukki	18004255640	04862232220	04862233118
Ernakulam	9072303861		
Thrissur	9400066921	9400066922	9400066923
Palakkad	04912505264	04912505189	8943341439
Malappuram	04832733253	04832737858	04832733252
Kozhikode	7594001442		
Wayanad	04936202343	04936202375	9072510900
Kannur	04972700194		
Kasargod	9061076590	9061079244	9061078026