



കേരള സർക്കാർ

COVID-19 OUTBREAK CONTROL AND PREVENTION STATE  
CELL HEALTH & FAMILY WELFARE DEPARTMENT  
Govt of Kerala  
[www.health.kerala.gov.in](http://www.health.kerala.gov.in)

[www.dhs.kerala.gov.in](http://www.dhs.kerala.gov.in)

[controlroomdhskerala@gmail.com](mailto:controlroomdhskerala@gmail.com)

**KeralaHEALTH-COVID-19 DAILY VACCINATION BULLETIN**

**Date: 07/12/2021**

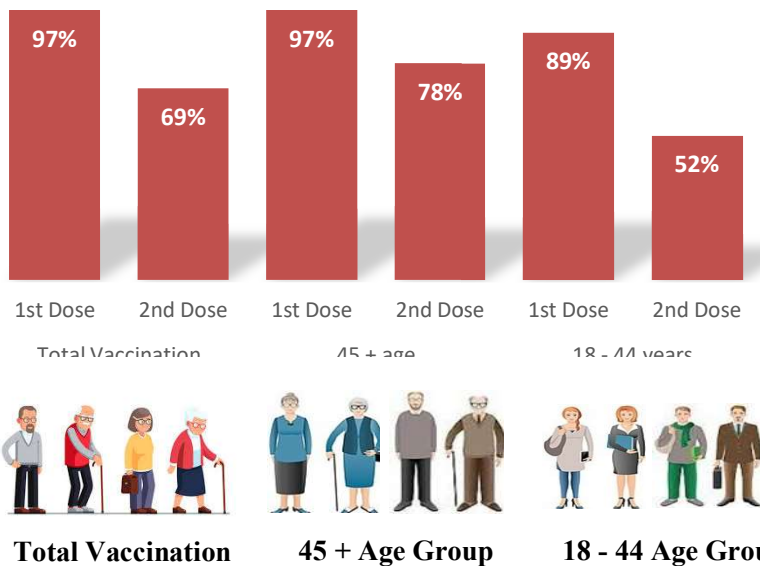
**OUR HEALTH OUR RESPONSIBILITY  
VACCINE ADVISORY**

- *People who are vaccinated with Covid Vaccine are reported to have reduced Covid related ICU admissions, serious disease and death.*
- *Early vaccination is useful to safeguard our life from this deadly disease.*
- *Vaccination sessions are planned as per the availability of vaccine. All are requested to cooperate.*
- *After receiving the first dose, second dose of Covishield vaccine is to be taken between 12–16 weeks and second dose of Covaxin between 4–6 weeks.*
- *Covid vaccination is currently available to all above the age of 18*
- *Vaccination is available free of cost in all Government covid vaccination centers, and at a nominal rate (as per the GoI order F.No.2079203/2021/Immunization) in selected private Hospitals.*
- **ENSURE ALL YOUR ELIGIBLE FAMILY MEMBERS ARE PROTECTED BY RECEIVING ANY OF THE AVAILABLE COVID VACCINE.**
- **“BOTH COVAXIN AND COVISHIELD ARE EQUALLY EFFECTIVE AND SAFE”**
- **“BE FULLY PROTECTED – GET THE SECOND DOSE AT YOUR SCHEDULED TIME”**

### ANALYSIS

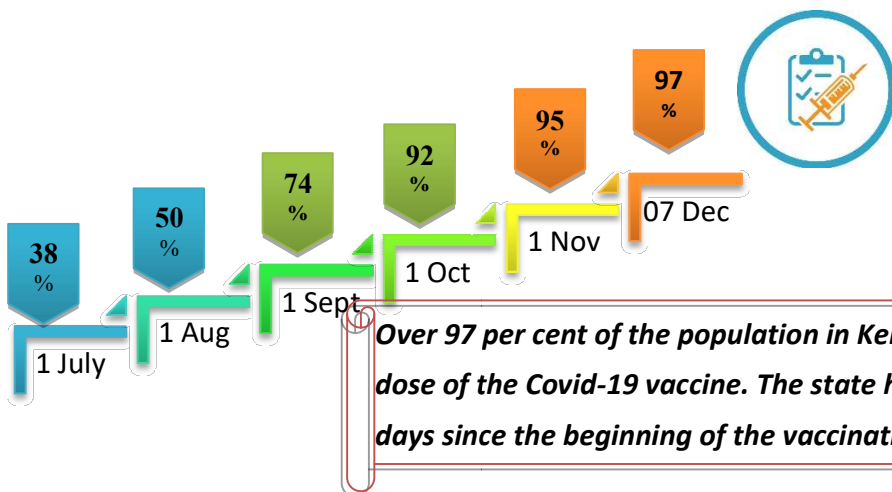
COVID-19 mass vaccinations are showing signs of preventing illness and steep decline in cases and hospital admissions in countries which done vaccination. Kerala started its vaccination for health care workers from January 16, 2021. The COVID-19 Vaccines Operational Guidelines issued by the Ministry of Health and Family Welfare, Govt. of India, 28th December 2020 and all subsequent Guidelines issued by Ministry of Health and Family Welfare, Govt of India are followed at the sites and all vaccination lanes

### Summary of COVID Vaccine Administered as on 07-12-2021 midnight



- 97% of eligible population vaccinated with a single dose till December 07
- 69% of eligible population vaccinated with double dose till December 07
- State has vaccinated more than 97% of people aged more than 45 years with a single dose

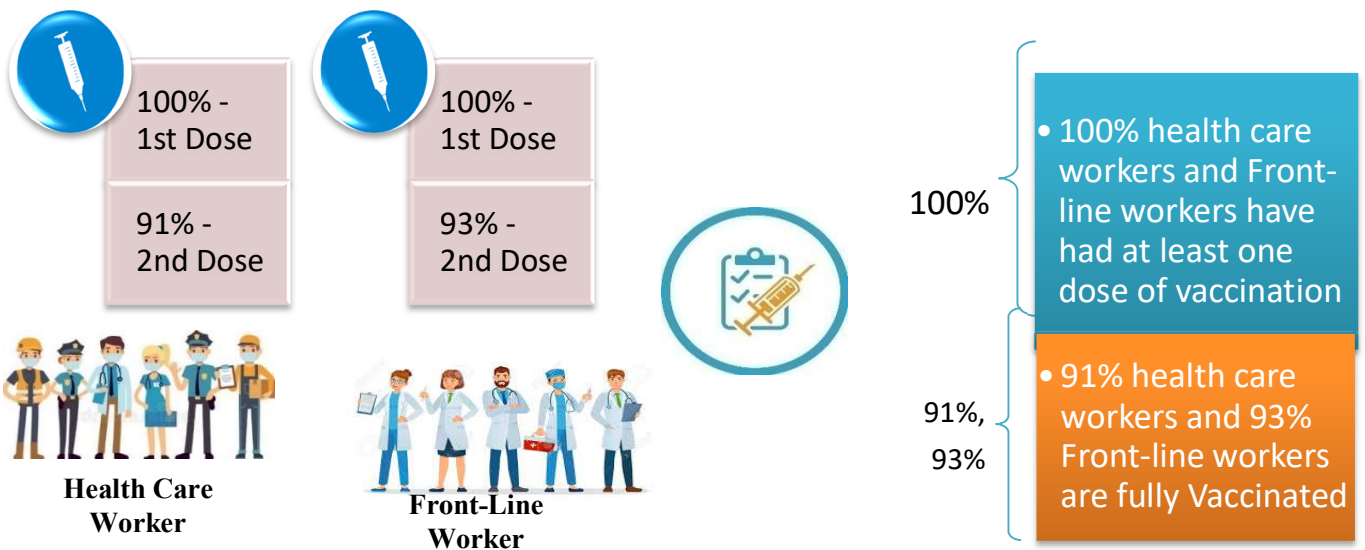
### Time Line of Vaccination Coverage



Kerala began administration of COVID 19 Vaccines on 16<sup>th</sup> January, 2021. As of 07<sup>th</sup> December 2021, Kerala has administered over 43 million doses overall, including first and second doses of vaccines.


**Over 97 per cent of the population in Kerala has been administered the first dose of the Covid-19 vaccine. The state has achieved the target within 325 days since the beginning of the vaccination drive on January 16.**

## Health Care Workers & Front-line Workers Vaccinated



### Are You Vaccinated? You Still Need to Practice: SMS

- Even after vaccination, follow COVID appropriate behavior
- Practice Social Distancing and greet without physical contact
- Always wear clean face mask
- Wash your hands thoroughly and frequently or use hand sanitizer
- Follow the current COVID 19 guidelines to prevent further spread
- Stay Safe. Stay Strong. Get Vaccinated



Even After Getting Vaccinated Keep Taking Precautions to Protect Your Self



# The Race Towards Full Vaccination - Weekly Trend

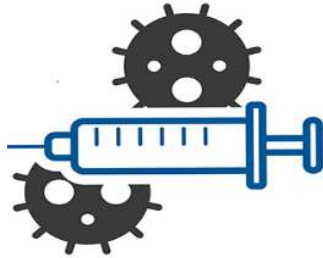
20<sup>th</sup> Nov – 27<sup>th</sup> Nov

Kerala Administered over

## 5.56 Lakh

COVID Vaccine Doses

in the last 7 days  
(20 Nov to 27 Nov)

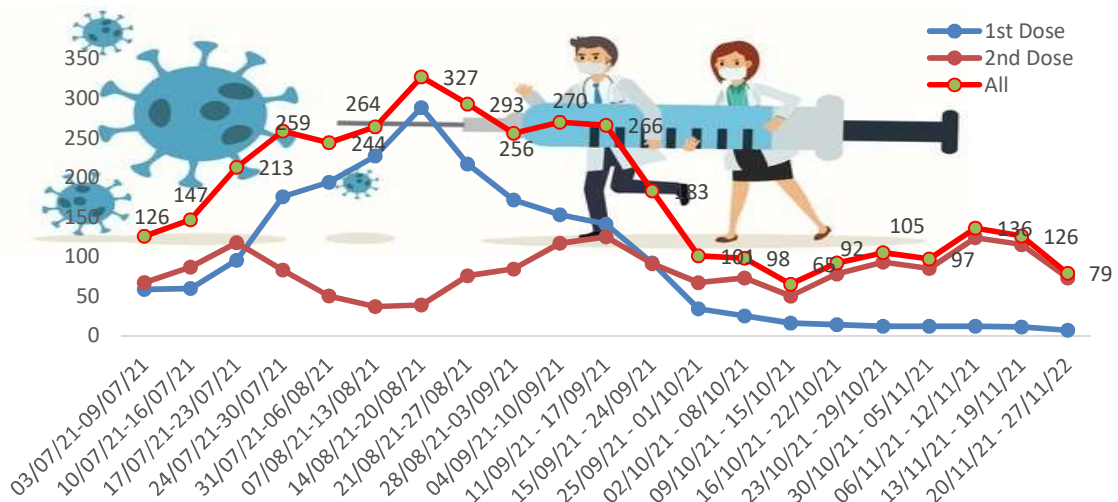


From 20<sup>th</sup> Nov to 27<sup>th</sup> Nov, on average

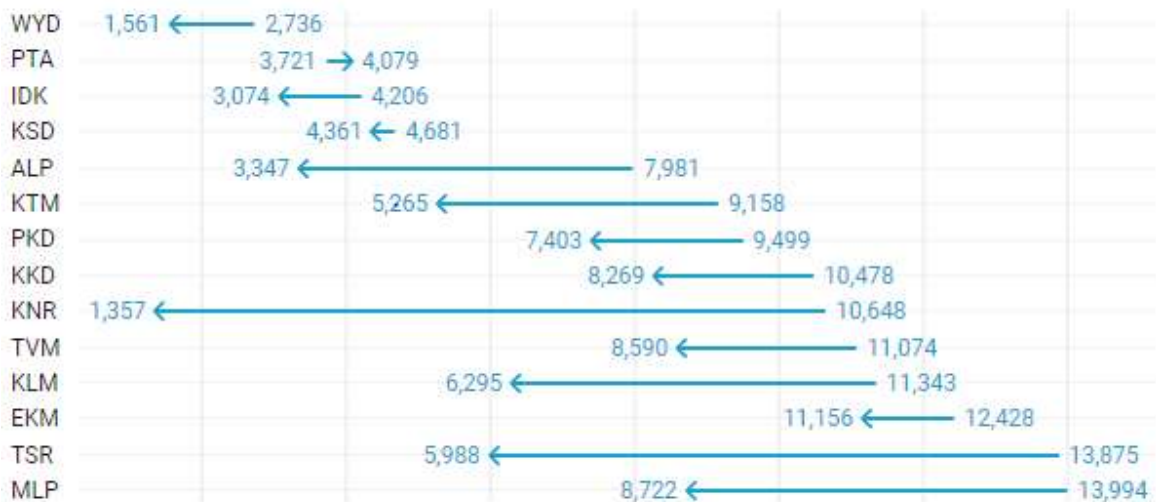
## 0.79 lakh doses

were administered daily.

Average Doses Administered Per day per week (in 1000)



Trend in average per day vaccination for the last two weeks



# Race Against Time – Vaccination Quarterly Status

(Q1:16<sup>th</sup> Jan-Mar, Q2: Apr-June, Q3: July-Sep)

## Daily Average Dozes Administered per Quarter

In the first Quarter, only 42201 first dozes and 5324 second dozes were administered daily on average. During the second and third quarters, the daily vaccination of the first and second dozes increased significantly.

Q1 : 16<sup>th</sup> Jan – Mar

Q2 : Apr - June

Q3 : July - Sep



## Vaccination Achievement per Quarter

In the third quarter of the immunization drive, 52% of the eligible population (18 + age) in Kerala were given the first dose and 29% the second dose.

## Dose Progression

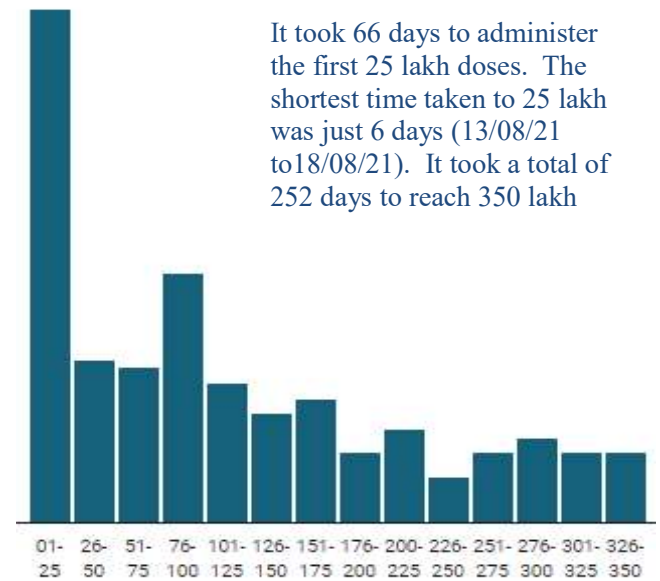
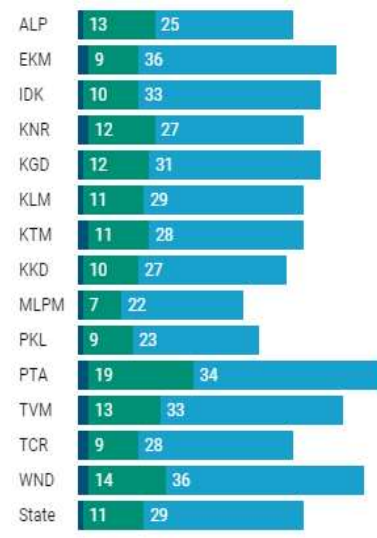
The chart shows the days taken for total COVID-19 Vaccination doses in Kerala to cross every 25 lakh dose mark

■ Q1 ■ Q2 ■ Q3

### First Dose

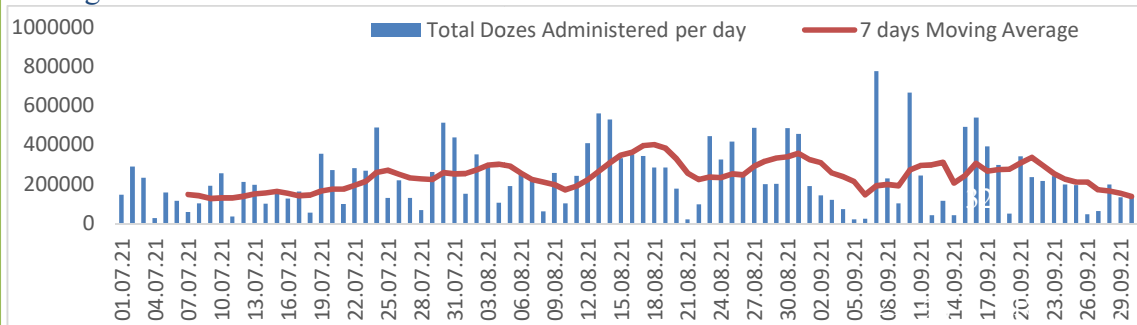


### Second Dose



## Vaccine Administered per Day and 7 days Moving Average in Last Quarter (July -

September) The seven-day moving average of daily doses in the last quarter showed a peak on August 18th and continued to fluctuate thereafter



The average rate of daily vaccination fell between the last two weeks of September compared to the first three weeks. On 20/09/2021 the total doses administered were 3.41 lakh, it declined thereafter and reached up to 1.34 lakh.

## Important Message to the Public

- a. *Infection or infection rate is only a part and disease manifestation of disease is to be monitored*
- b. *Fatality among vaccinated people is very less. Disease severity among vaccinated people is less.*
- c. *People with comorbidity should be careful. Once detected covid positive they should get admitted and do not stay at home.*
- d. *Death among non-vaccinated people, especially people with comorbidity is because of late arrival in hospitals*
- e. *Diabetes and Hypertension together is the most common cause of patient death if they arrive late.*
- f. *Vaccinated people, only if symptomatic are advised to consult Doctor.*
- g. *Non Vaccinated people, if symptomatic, may do RTPCR test*
- h. *Antigen testing is only for emergency purpose*
- i. *Non vaccinated people with co-morbidities to do testing by RTPCR and consult doctor*
- j. *Repeat RTPCR is not needed among the people who are detected COVID positive in the previous 2 months*
- k. *All young person detected positive and at home isolation should do glucose test*



TABLE1.Total Vaccination done in the State as on 07/12/2021 midnight

State Summary till			08/12/2021	at 12 AM		
District	Target	First Dose	Percentage *	Second Dose	Percentage*	Total Doses Administered
Alappuzha	1704179	1542811	91%	1211112	71%	27,53,923
Ernakulam	2954098	3006373	102%	2194496	74%	52,00,869
Idukki	869082	869498	100%	630122	73%	14,99,620
Kannur	1913861	1926358	101%	1390442	73%	33,16,800
Kasaragod	992363	929415	94%	689476	69%	16,18,891
Kollam	2093511	1984977	95%	1436621	69%	34,21,598
Kottayam	1562022	1501509	96%	1139361	73%	26,40,870
Kozhikode	2499523	2395991	96%	1564480	63%	39,60,471
Malappuram	2988358	2921956	98%	1566242	52%	44,88,198
Palakkad	2140261	2044239	96%	1336267	62%	33,80,506
Pathanamthitta	1036488	1061077	102%	831009	80%	18,92,086
Thiruvananthapuram	2675400	2615001	98%	1995736	75%	46,10,737
Thrissur	2545664	2342734	92%	1778952	70%	41,21,686
Wayanad	659698	668751	101%	539693	82%	12,08,444
<b>Grand Total</b>	<b>26634508</b>	<b>25810690</b>	<b>97%</b>	<b>18304009</b>	<b>69%</b>	<b>4,41,14,699</b>
	*Revised target population(> 18 years) as per MOHFW is 2.67 crores *As per letter from Additional Secretary MOHFW- D O No 2317579/2021/Imm dated 15/09/2021					

TABLE2.Covid-19 Vaccination Center Functional in the State as on 07/12/2021 midnight

<b>DISTRICTS</b>	<b>Public</b>	<b>Private</b>	<b>Total</b>
Alappuzha	3	7	10
Ernakulam	19	49	68
Idukki	0	2	2
Kannur	4	18	22
Kasaragod	56	4	60
Kollam	90	13	103
Kottayam	109	12	121
Kozhikode	91	17	108
Malappuram	26	9	35
Palakkad	55	14	69
Pathanamthitta	62	14	76
Thiruvananthapuram	3	21	24
Thrissur	80	35	115
Wayanad	56	2	58
<b>GrandTotal</b>	<b>654</b>	<b>217</b>	<b>871</b>

TABLE3. Health Care Workers Coverage as on 07/12/2021 midnight

<i>DISTRICT</i>	<i>1<sup>ST</sup> DOSE</i>	<i>Percentage</i>	<i>2<sup>ND</sup> DOSE</i>	<i>Percentage Fully Vaccinated</i>
<b>Alappuzha</b>	29005	100%	26883	93%
<b>Ernakulam</b>	85552	100%	74760	87%
<b>Idukki</b>	13548	100%	12849	95%
<b>Kannur</b>	40375	100%	37019	92%
<b>Kasaragod</b>	11610	100%	10663	92%
<b>Kollam</b>	36027	100%	33273	92%
<b>Kottayam</b>	38693	100%	35746	92%
<b>Kozhikode</b>	52729	100%	47327	90%
<b>Malappuram</b>	44820	100%	41172	92%
<b>Palakkad</b>	34667	100%	31351	90%
<b>Pathanamthitta</b>	29327	100%	24714	84%
<b>Thiruvananthapuram</b>	73405	100%	65479	89%
<b>Thrissur</b>	51908	100%	48607	94%
<b>Wayanad</b>	13975	100%	13164	94%
<b>GrandTotal</b>	<b>555641</b>	<b>100%</b>	<b>503007</b>	<b>91%</b>

TABLE4. Frontline workers Coverage as on 07/12/2021 midnight

<i>DISTRICT</i>	<i>1<sup>ST</sup> DOSE</i>	<i>Percentage</i>	<i>2<sup>nd</sup> DOSE</i>	<i>Percentage Fully Vaccinated</i>
<b>Alappuzha</b>	39115	100%	36396	93%
<b>Ernakulam</b>	54913	100%	49824	91%
<b>Idukki</b>	22985	100%	21018	91%
<b>Kannur</b>	41370	100%	39746	96%
<b>Kasaragod</b>	24611	100%	22239	90%
<b>Kollam</b>	42214	100%	38209	91%
<b>Kottayam</b>	32127	100%	30282	94%
<b>Kozhikode</b>	55258	100%	51979	94%
<b>Malappuram</b>	53904	100%	50716	94%
<b>Palakkad</b>	48087	100%	44898	93%
<b>Pathanamthitta</b>	25243	100%	22238	88%
<b>Thiruvananthapuram</b>	72960	100%	66707	91%
<b>Thrissur</b>	41900	100%	40340	96%
<b>Wayanad</b>	17017	100%	15956	94%
<b>GrandTotal</b>	<b>571704</b>	<b>100%</b>	<b>530548</b>	<b>93%</b>



TABLE5.Age-Appropriate Group (≥45 Years) Coverage as on 07/12/2021 midnight

Age appropriate group (≥45 years) Coverage as on 08/12/2021,12AM					
District	Target	1 <sup>st</sup> dose coverage	Percentage	2nd dose	Percentage Fully Vaccinated*
Alappuzha	960001	857203	89%	718437	75%
Ernakulam	1483234	1446080	97%	1204367	81%
Idukki	431545	438357	102%	359338	83%
Kannur	965897	949837	98%	782232	81%
Kasaragod	435487	429665	99%	358620	82%
Kollam	1038759	1045377	101%	840036	81%
Kottayam	896478	824434	92%	674702	75%
Kozhikode	1185845	1167773	98%	919911	78%
Malappuram	1210980	1182789	98%	833613	69%
Palakkad	1051934	971680	92%	760859	72%
Pathanamthitta	575669	590003	102%	506865	88%
Thiruvananthapuram	1366301	1300889	95%	1081776	79%
Thrissur	1271199	1236112	97%	1026134	81%
Wayanad	298546	303808	102%	267328	90%
<b>Grand Total</b>	<b>13171875</b>	<b>12744007</b>	<b>97%</b>	<b>10334218</b>	<b>78%</b>

\*Among those who took 1<sup>st</sup> Dose

TABLE6.Age-Appropriate Group (18-44Years) Coverage as on 07/12/2021 midnight

18-44 years Coverage as on 08/12/2021 at 12 AM					
District	Target	First Dose		2nd Dose	Percentage fully vaccinated*
		1st Dose Coverage	Percentage	Coverage	
Alappuzha	744178	617488	83%	429396	58%
Ernakulam	1470864	1419828	97%	865545	59%
Idukki	437537	394608	90%	236917	54%
Kannur	947964	894776	94%	531445	56%
Kasaragod	556876	463529	83%	297954	54%
Kollam	1054752	861359	82%	525103	50%
Kottayam	665544	606255	91%	398631	60%
Kozhikode	1313678	1120231	85%	545263	42%
Malappuram	1777378	1640443	92%	640741	36%
Palakkad	1088327	989805	91%	499159	46%
Pathanamthitta	460819	416504	90%	277192	60%
Thiruvananthapuram	1309099	1167747	89%	781774	60%
Thrissur	1274465	1012814	79%	663871	52%
Wayanad	361152	333951	92%	243245	67%
<b>Grand Total</b>	<b>13462633</b>	<b>11939338</b>	<b>89%</b>	<b>6936236</b>	<b>52%</b>

\*Among those who have taken first dose

TABLE7.Achievement for the day 07/12/2021 midnight

<i>DISTRICT</i>	<i>1<sup>st</sup> Dose</i>	<i>2<sup>nd</sup> Dose</i>	<i>Total</i>
Alappuzha	356	3041	3397
Ernakulam	976	6111	7087
Idukki	11	51	62
Kannur	388	2618	3006
Kasaragod	629	3242	3871
Kollam	951	7519	8470
Kottayam	238	2245	2483
Kozhikode	950	6198	7148
Malappuram	115	486	601
Palakkad	222	1389	1611
Pathanamthitta	68	387	455
Thiruvananthapuram	869	7227	8096
Thrissur	709	5766	6475
Wayanad	3	19	22
<b>Grand Total</b>	<b>6485</b>	<b>46299</b>	<b>52784</b>

\*\* Vaccine stock details couldn't be downloaded from e-VIN portal as the portal is down.

TABLE9.COVID Vaccination related sites

<a href="mailto:support@cowin.gov.in">support@cowin.gov.in</a> <a href="https://www.cowin.gov.in/home">https://www.cowin.gov.in/home</a> <a href="https://dashboard.kerala.gov.in/">https://dashboard.kerala.gov.in/</a> <a href="https://dhs.kerala.gov.in/https://aogyakeralam.gov.in/https://sha.kerala.gov.in/">https://dhs.kerala.gov.in/https://aogyakeralam.gov.in/https://sha.kerala.gov.in/</a>
---

TABLE 10. COVID Vaccination related Helpline numbers

<b>National/State/District</b>	<b>Line1</b>	<b>Line2</b>	<b>Line3</b>
National Helpline	1075	+91 1123978046	0120 4473222
Disha	1056	04712552056	
StateCallCenter	04712309251	04712309252	04712309255
Thiruvananthapuram	9188610100	1077	
Kollam	04742797609	8589015556	
Pathanamthitta	04682222515	04682228220	
Alappuzha	04772239999		
Kottayam	04812565200	04812304800	04812581900
Idukki	18004255640	04862232220	04862233118
Ernakulam	9072303861		
Thrissur	9400066921	9400066922	9400066923
Palakkad	04912505264	04912505189	8943341439
Malappuram	04832733253	04832737858	04832733252
Kozhikode	7594001442		
Wayanad	04936202343	04936202375	9072510900
Kannur	04972700194		
Kasargod	9061076590	9061079244	9061078026