



കേരള സർക്കാർ

COVID-19 OUTBREAK CONTROL AND PREVENTION STATE
CELL HEALTH & FAMILY WELFARE DEPARTMENT
Govt of Kerala
www.health.kerala.gov.in

www.dhs.kerala.gov.in

controlroomdhskerala@gmail.com

KeralaHEALTH-COVID-19 DAILY VACCINATION BULLETIN

Date: 08/12/2021

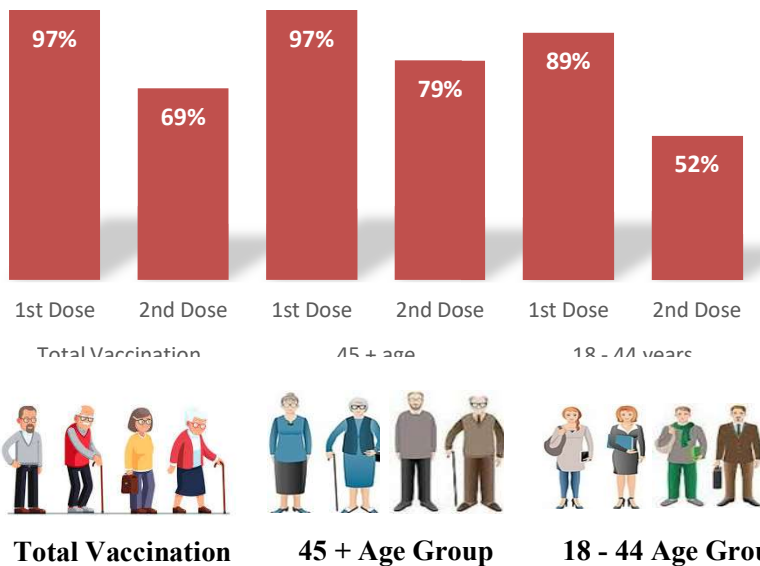
**OUR HEALTH OUR RESPONSIBILITY
VACCINE ADVISORY**

- *People who are vaccinated with Covid Vaccine are reported to have reduced Covid related ICU admissions, serious disease and death.*
- *Early vaccination is useful to safeguard our life from this deadly disease.*
- *Vaccination sessions are planned as per the availability of vaccine. All are requested to cooperate.*
- *After receiving the first dose, second dose of Covishield vaccine is to be taken between 12–16 weeks and second dose of Covaxin between 4–6 weeks.*
- *Covid vaccination is currently available to all above the age of 18*
- *Vaccination is available free of cost in all Government covid vaccination centers, and at a nominal rate (as per the Gol order F.No.2079203/2021/Immunization) in selected private Hospitals.*
- ***ENSURE ALL YOUR ELIGIBLE FAMILY MEMBERS ARE PROTECTED BY RECEIVING ANY OF THE AVAILABLE COVID VACCINE.***
- ***“BOTH COVAXIN AND COVISHIELD ARE EQUALLY EFFECTIVE AND SAFE”***
- ***“BE FULLY PROTECTED – GET THE SECOND DOSE AT YOUR SCHEDULED TIME”***

ANALYSIS

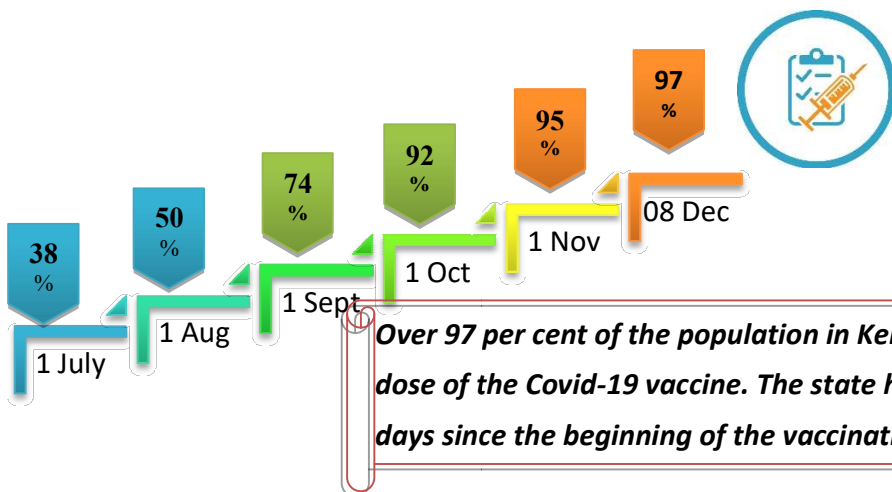
COVID-19 mass vaccinations are showing signs of preventing illness and steep decline in cases and hospital admissions in countries which done vaccination. Kerala started its vaccination for health care workers from January 16, 2021. The COVID-19 Vaccines Operational Guidelines issued by the Ministry of Health and Family Welfare, Govt. of India, 28th December 2020 and all subsequent Guidelines issued by Ministry of Health and Family Welfare, Govt of India are followed at the sites and all vaccination lanes

Summary of COVID Vaccine Administered as on 08-12-2021 midnight



- 97% of eligible population vaccinated with a single dose till December 08
- 69% of eligible population vaccinated with double dose till December 08
- State has vaccinated more than 97% of people aged more than 45 years with a single dose

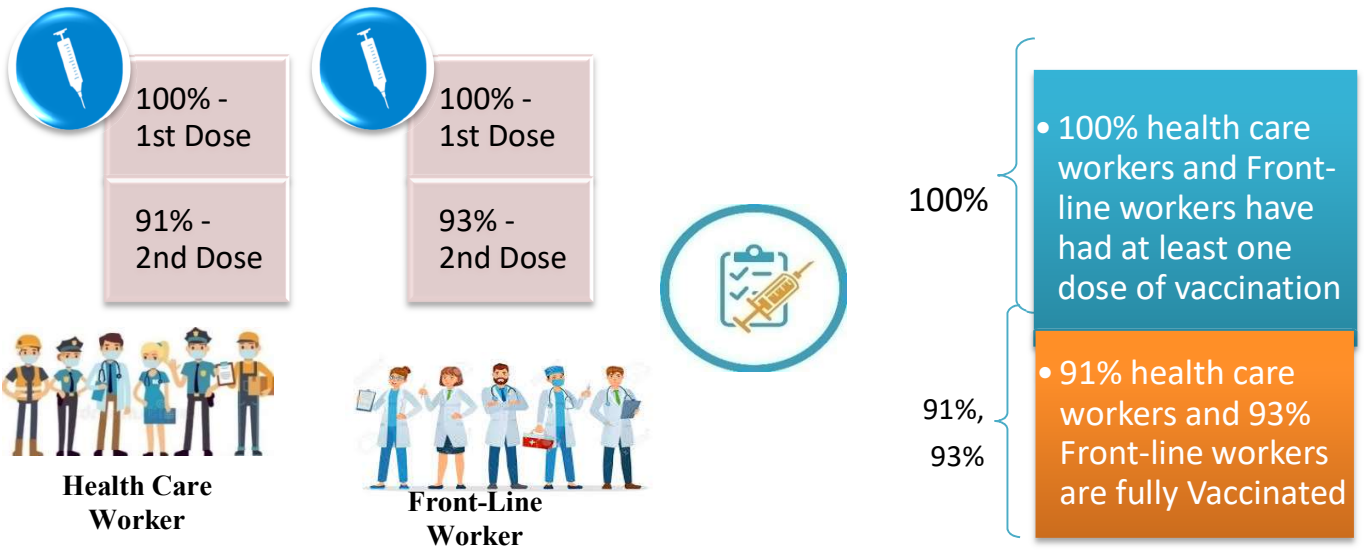
Time Line of Vaccination Coverage



Kerala began administration of COVID 19 Vaccines on 16th January, 2021. As of 08th December 2021, Kerala has administered over 43 million doses overall, including first and second doses of vaccines.


Over 97 per cent of the population in Kerala has been administered the first dose of the Covid-19 vaccine. The state has achieved the target within 326 days since the beginning of the vaccination drive on January 16.

Health Care Workers & Front-line Workers Vaccinated



Are You Vaccinated? You Still Need to Practice: SMS

- Even after vaccination, follow COVID appropriate behavior
- Practice Social Distancing and greet without physical contact
- Always wear clean face mask
- Wash your hands thoroughly and frequently or use hand sanitizer
- Follow the current COVID 19 guidelines to prevent further spread
- Stay Safe. Stay Strong. Get Vaccinated



Even After Getting Vaccinated Keep Taking Precautions to Protect Your Self

GET VACCINATED	WASH YOUR HANDS	WEAR A MASK	KEEP YOUR DISTANCE

The Race Towards Full Vaccination - Weekly Trend

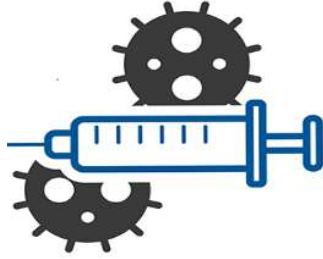
20th Nov – 27th Nov

Kerala Administered over

5.56 Lakh

COVID Vaccine Doses

in the last 7 days
(20 Nov to 27 Nov)

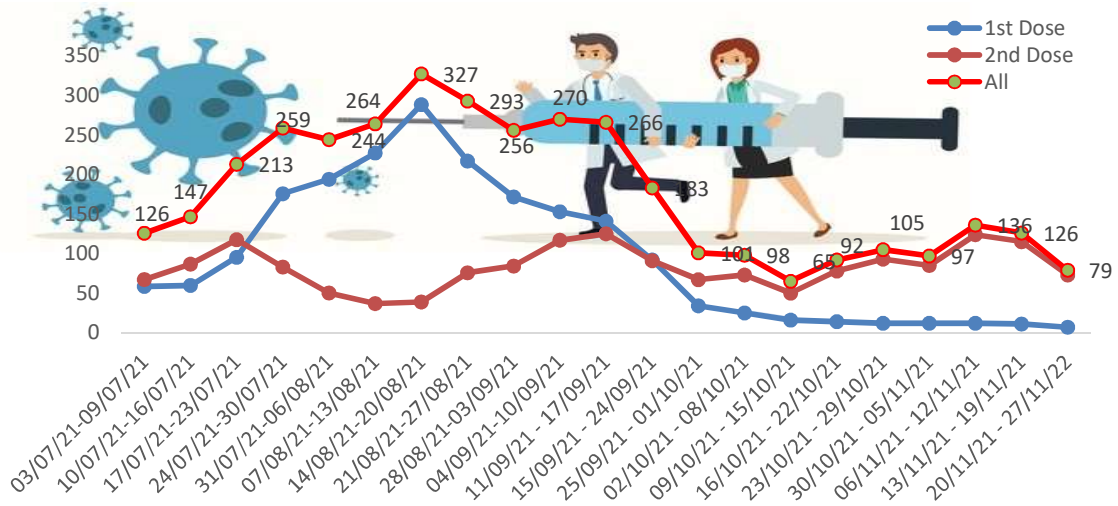


From 20th Nov to 27th Nov, on average

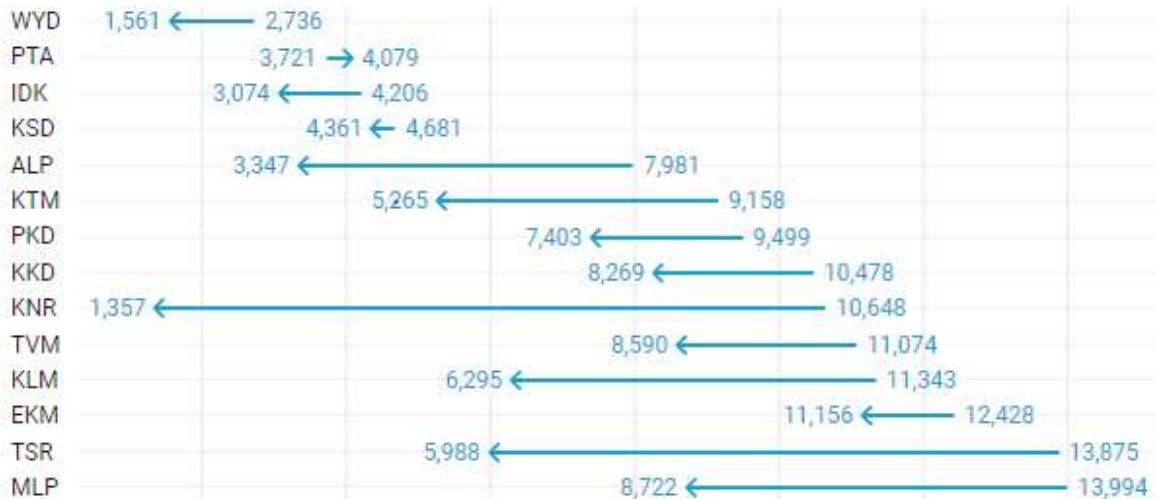
0.79 lakh

 doses were administered daily.

Average Doses Administered Per day per week (in 1000)



Trend in average per day vaccination for the last two weeks



Race Against Time – Vaccination Quarterly Status

(Q1: 16th Jan-Mar, Q2: Apr-June, Q3: July-Sep)

Daily Average Dozes Administered per Quarter

In the first Quarter, only 42201 first dozes and 5324 second dozes were administered daily on average. During the second and third quarters, the daily vaccination of the first and second dozes increased significantly.

Q1 : 16th Jan – Mar

Q2 : Apr - June

Q3 : July - Sep



Vaccination Achievement per Quarter

In the third quarter of the immunization drive, 52% of the eligible population (18 + age) in Kerala were given the first dose and 29% the second dose.

Dose Progression

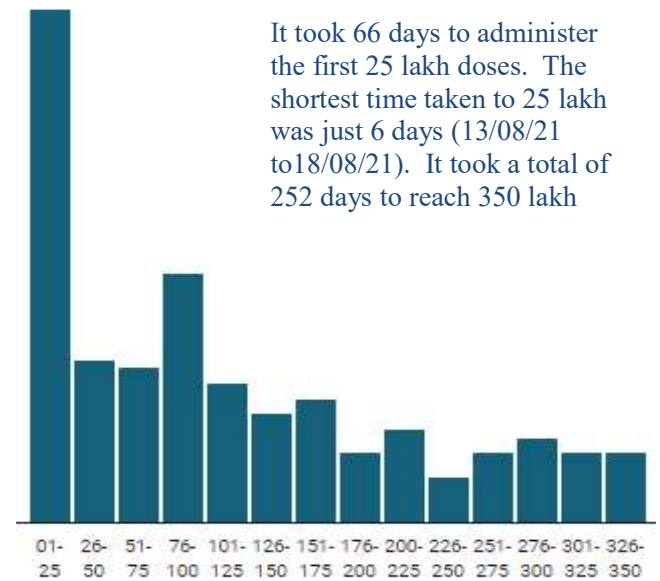
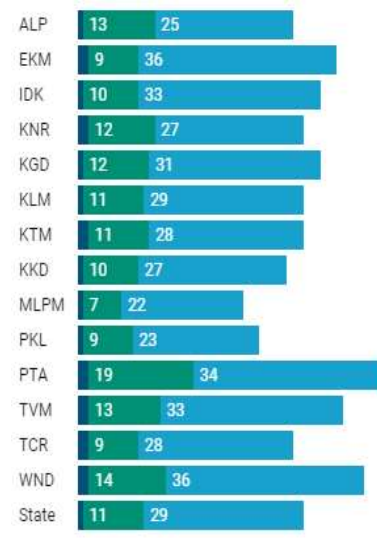
The chart shows the days taken for total COVID-19 Vaccination doses in Kerala to cross every 25 lakh dose mark

■ Q1 ■ Q2 ■ Q3

First Dose

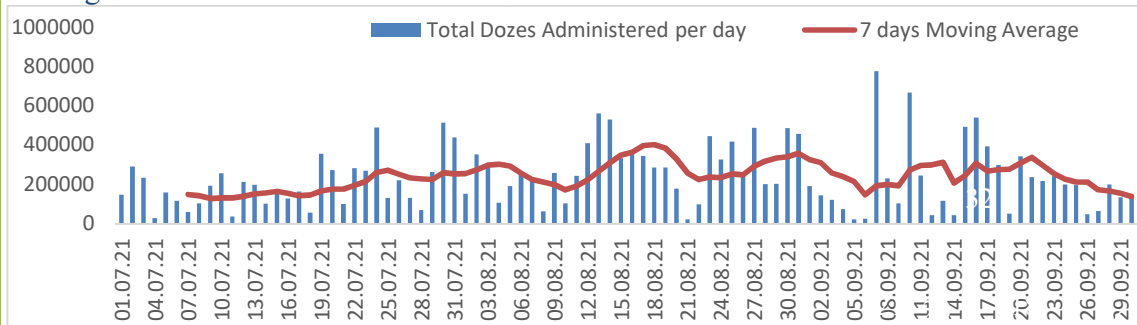


Second Dose



Vaccine Administered per Day and 7 days Moving Average in Last Quarter (July -

September) The seven-day moving average of daily doses in the last quarter showed a peak on August 18th and continued to fluctuate thereafter



The average rate of daily vaccination fell between the last two weeks of September compared to the first three weeks. On 20/09/2021 the total doses administered were 3.41 lakh, it declined thereafter and reached up to 1.34 lakh.

Important Message to the Public

- a. *Infection or infection rate is only a part and disease manifestation of disease is to be monitored*
- b. *Fatality among vaccinated people is very less. Disease severity among vaccinated people is less.*
- c. *People with comorbidity should be careful. Once detected covid positive they should get admitted and do not stay at home.*
- d. *Death among non-vaccinated people, especially people with comorbidity is because of late arrival in hospitals*
- e. *Diabetes and Hypertension together is the most common cause of patient death if they arrive late.*
- f. *Vaccinated people, only if symptomatic are advised to consult Doctor.*
- g. *Non Vaccinated people, if symptomatic, may do RTPCR test*
- h. *Antigen testing is only for emergency purpose*
- i. *Non vaccinated people with co-morbidities to do testing by RTPCR and consult doctor*
- j. *Repeat RTPCR is not needed among the people who are detected COVID positive in the previous 2 months*
- k. *All young person detected positive and at home isolation should do glucose test*

TABLE1.Total Vaccination done in the State as on 08/12/2021 midnight

State Summary till			09/12/2021	at 12 AM		
District	Target	First Dose	Percentage *	Second Dose	Percentage*	Total Doses Administered
Alappuzha	1704179	1543148	91%	1214060	71%	27,57,208
Ernakulam	2954098	3007159	102%	2199383	74%	52,06,542
Idukki	869082	869693	100%	632288	73%	15,01,981
Kannur	1913861	1926713	101%	1394144	73%	33,20,857
Kasaragod	992363	930058	94%	692921	70%	16,22,979
Kollam	2093511	1985774	95%	1442515	69%	34,28,289
Kottayam	1562022	1501774	96%	1141208	73%	26,42,982
Kozhikode	2499523	2397997	96%	1576336	63%	39,74,333
Malappuram	2988358	2926286	98%	1593539	53%	45,19,825
Palakkad	2140261	2046182	96%	1347375	63%	33,93,557
Pathanamthitta	1036488	1061104	102%	831261	80%	18,92,365
Thiruvananthapuram	2675400	2616256	98%	2006002	75%	46,22,258
Thrissur	2545664	2343936	92%	1787599	70%	41,31,535
Wayanad	659698	669162	101%	542284	82%	12,11,446
Grand Total	26634508	25825242	97%	18400915	69%	4,42,26,157
	*Revised target population(> 18 years) as per MOHFW is 2.67 crores *As per letter from Additional Secretary MOHFW- D O No 2317579/2021/Imm dated 15/09/2021					

TABLE2.Covid-19 Vaccination Center Functional in the State as on 08/12/2021 midnight

DISTRICTS	Public	Private	Total
Alappuzha	0	8	8
Ernakulam	15	49	64
Idukki	14	6	20
Kannur	19	18	37
Kasaragod	49	4	53
Kollam	38	15	53
Kottayam	8	13	21
Kozhikode	91	16	107
Malappuram	124	14	138
Palakkad	52	23	75
Pathanamthitta	4	11	15
Thiruvananthapuram	75	23	98
Thrissur	38	35	73
Wayanad	56	3	59
GrandTotal	583	238	821

TABLE3. Health Care Workers Coverage as on 08/12/2021 midnight

<i>DISTRICT</i>	<i>1ST DOSE</i>	<i>Percentage</i>	<i>2ND DOSE</i>	<i>Percentage Fully Vaccinated</i>
Alappuzha	29005	100%	26884	93%
Ernakulam	85552	100%	74772	87%
Idukki	13548	100%	12851	95%
Kannur	40375	100%	37020	92%
Kasaragod	11610	100%	10664	92%
Kollam	36027	100%	33276	92%
Kottayam	38693	100%	35748	92%
Kozhikode	52729	100%	47345	90%
Malappuram	44820	100%	41186	92%
Palakkad	34667	100%	31357	90%
Pathanamthitta	29327	100%	24717	84%
Thiruvananthapuram	73405	100%	65501	89%
Thrissur	51908	100%	48611	94%
Wayanad	13975	100%	13167	94%
GrandTotal	555641	100%	503099	91%

TABLE4. Frontline workers Coverage as on 08/12/2021 midnight

<i>DISTRICT</i>	<i>1ST DOSE</i>	<i>Percentage</i>	<i>2nd DOSE</i>	<i>Percentage Fully Vaccinated</i>
Alappuzha	39115	100%	36397	93%
Ernakulam	54913	100%	49827	91%
Idukki	22985	100%	21024	91%
Kannur	41370	100%	39750	96%
Kasaragod	24611	100%	22244	90%
Kollam	42214	100%	38217	91%
Kottayam	32127	100%	30283	94%
Kozhikode	55258	100%	51993	94%
Malappuram	53904	100%	50742	94%
Palakkad	48087	100%	44911	93%
Pathanamthitta	25243	100%	22238	88%
Thiruvananthapuram	72960	100%	66731	91%
Thrissur	41900	100%	40343	96%
Wayanad	17017	100%	15962	94%
GrandTotal	571704	100%	530662	93%

TABLE5.Age-Appropriate Group (≥45 Years) Coverage as on 08/12/2021 midnight

Age appropriate group (≥45 years) Coverage as on 09/12/2021,12AM					
District	Target	1 st dose coverage	Percentage	2nd dose	Percentage Fully Vaccinated*
Alappuzha	960001	857321	89%	719613	75%
Ernakulam	1483234	1446265	98%	1205768	81%
Idukki	431545	438410	102%	359976	83%
Kannur	965897	949936	98%	783470	81%
Kasaragod	435487	429776	99%	359358	83%
Kollam	1038759	1045623	101%	841916	81%
Kottayam	896478	824531	92%	675330	75%
Kozhikode	1185845	1168142	99%	923280	78%
Malappuram	1210980	1183717	98%	840987	69%
Palakkad	1051934	972110	92%	764133	73%
Pathanamthitta	575669	590014	102%	506948	88%
Thiruvananthapuram	1366301	1301227	95%	1084502	79%
Thrissur	1271199	1236495	97%	1028931	81%
Wayanad	298546	303881	102%	267811	90%
Grand Total	13171875	12747448	97%	10362023	79%

*Among those who took 1st Dose

TABLE6.Age-Appropriate Group (18-44Years) Coverage as on 08/12/2021 midnight

18-44 years Coverage as on 09/12/2021 at 12 AM					
District	Target	First Dose		2nd Dose	Percentage fully vaccinated*
		1st Dose Coverage	Percentage	Coverage	
Alappuzha	744178	617707	83%	431166	58%
Ernakulam	1470864	1420429	97%	869016	59%
Idukki	437537	394750	90%	238437	54%
Kannur	947964	895032	94%	533904	56%
Kasaragod	556876	464061	83%	300655	54%
Kollam	1054752	861910	82%	529106	50%
Kottayam	665544	606423	91%	399847	60%
Kozhikode	1313678	1121868	85%	553718	42%
Malappuram	1777378	1643845	92%	660624	37%
Palakkad	1088327	991318	91%	506974	47%
Pathanamthitta	460819	416520	90%	277358	60%
Thiruvananthapuram	1309099	1168664	89%	789268	60%
Thrissur	1274465	1013633	80%	669714	53%
Wayanad	361152	334289	93%	245344	68%
Grand Total	13462633	11950449	89%	7005131	52%

*Among those who have taken first dose

TABLE7.Achievement for the day 08/12/2021 midnight

<i>DISTRICT</i>	<i>1st Dose</i>	<i>2nd Dose</i>	<i>Total</i>
Alappuzha	337	2948	3285
Ernakulam	786	4885	5671
Idukki	195	2163	2358
Kannur	354	3683	4037
Kasaragod	640	3416	4056
Kollam	796	5875	6671
Kottayam	265	1846	2111
Kozhikode	2004	11829	13833
Malappuram	4318	27267	31585
Palakkad	1943	11108	13051
Pathanamthitta	27	249	276
Thiruvananthapuram	1255	10263	11518
Thrissur	1202	8647	9849
Wayanad	411	2591	3002
Grand Total	14533	96770	111303

** Vaccine stock details couldn't be downloaded from e-VIN portal as the portal is down.

TABLE9.COVID Vaccination related sites

support@cowin.gov.in https://www.cowin.gov.in/home https://dashboard.kerala.gov.in/ https://dhs.kerala.gov.in/https://aogyakeralam.gov.in/https://sha.kerala.gov.in/

TABLE 10. COVID Vaccination related Helpline numbers

National/State/District	Line1	Line2	Line3
National Helpline	1075	+91 1123978046	0120 4473222
Disha	1056	04712552056	
StateCallCenter	04712309251	04712309252	04712309255
Thiruvananthapuram	9188610100	1077	
Kollam	04742797609	8589015556	
Pathanamthitta	04682222515	04682228220	
Alappuzha	04772239999		
Kottayam	04812565200	04812304800	04812581900
Idukki	18004255640	04862232220	04862233118
Ernakulam	9072303861		
Thrissur	9400066921	9400066922	9400066923
Palakkad	04912505264	04912505189	8943341439
Malappuram	04832733253	04832737858	04832733252
Kozhikode	7594001442		
Wayanad	04936202343	04936202375	9072510900
Kannur	04972700194		
Kasargod	9061076590	9061079244	9061078026