



കേരള സർക്കാർ

COVID-19 OUTBREAK CONTROL AND PREVENTION STATE  
CELL HEALTH & FAMILY WELFARE DEPARTMENT  
Govt of Kerala  
[www.health.kerala.gov.in](http://www.health.kerala.gov.in)

[www.dhs.kerala.gov.in](http://www.dhs.kerala.gov.in)

[controlroomdhskerala@gmail.com](mailto:controlroomdhskerala@gmail.com)

**KeralaHEALTH-COVID-19 DAILY VACCINATION BULLETIN**

**Date: 09/12/2021**

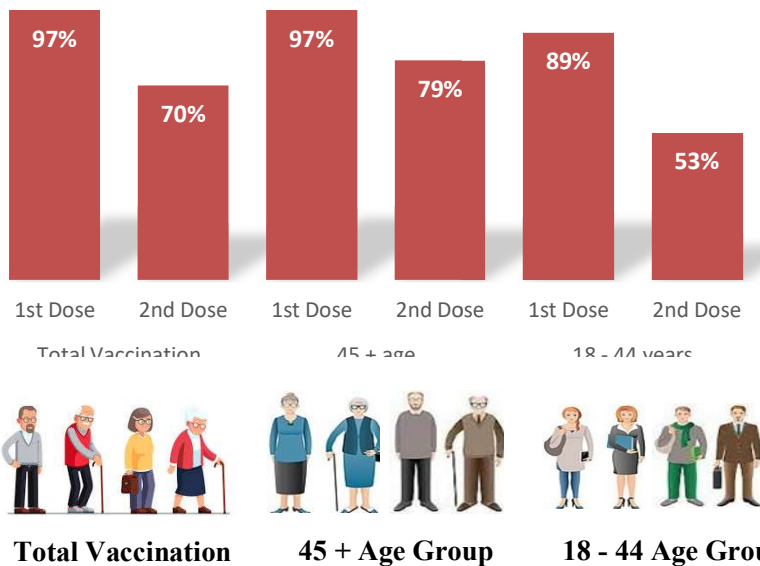
**OUR HEALTH OUR RESPONSIBILITY  
VACCINE ADVISORY**

- *People who are vaccinated with Covid Vaccine are reported to have reduced Covid related ICU admissions, serious disease and death.*
- *Early vaccination is useful to safeguard our life from this deadly disease.*
- *Vaccination sessions are planned as per the availability of vaccine. All are requested to cooperate.*
- *After receiving the first dose, second dose of Covishield vaccine is to be taken between 12–16 weeks and second dose of Covaxin between 4–6 weeks.*
- *Covid vaccination is currently available to all above the age of 18*
- *Vaccination is available free of cost in all Government covid vaccination centers, and at a nominal rate (as per the GoI order F.No.2079203/2021/Immunization) in selected private Hospitals.*
- **ENSURE ALL YOUR ELIGIBLE FAMILY MEMBERS ARE PROTECTED BY RECEIVING ANY OF THE AVAILABLE COVID VACCINE.**
- **“BOTH COVAXIN AND COVISHIELD ARE EQUALLY EFFECTIVE AND SAFE”**
- **“BE FULLY PROTECTED – GET THE SECOND DOSE AT YOUR SCHEDULED TIME”**

### ANALYSIS

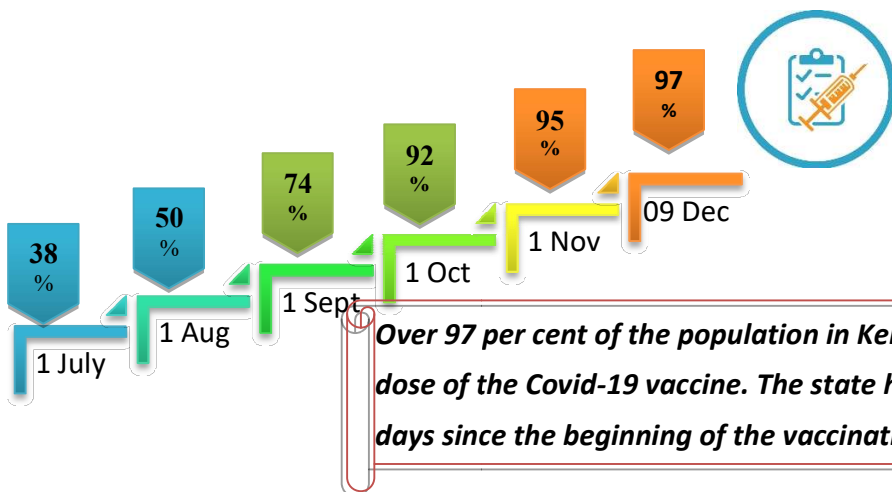
COVID-19 mass vaccinations are showing signs of preventing illness and steep decline in cases and hospital admissions in countries which done vaccination. Kerala started its vaccination for health care workers from January 16, 2021. The COVID-19 Vaccines Operational Guidelines issued by the Ministry of Health and Family Welfare, Govt. of India, 28th December 2020 and all subsequent Guidelines issued by Ministry of Health and Family Welfare, Govt of India are followed at the sites and all vaccination lanes

### Summary of COVID Vaccine Administered as on 09-12-2021 midnight



- 97% of eligible population vaccinated with a single dose till December 09
- 70% of eligible population vaccinated with double dose till December 09
- State has vaccinated more than 97% of people aged more than 45 years with a single dose

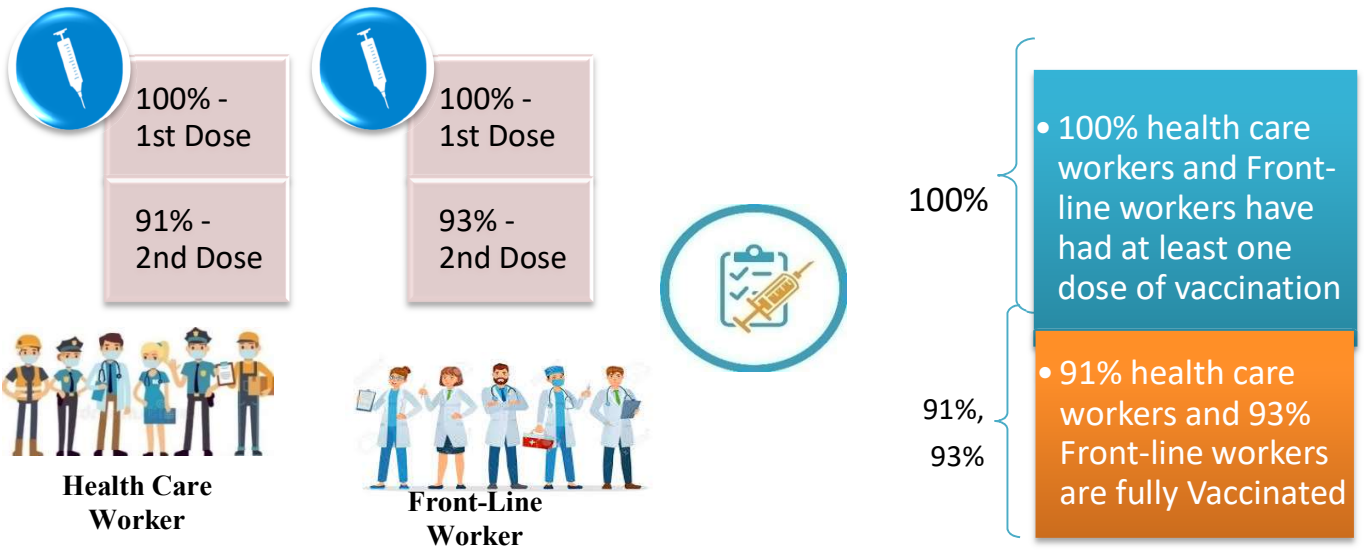
### Time Line of Vaccination Coverage



Kerala began administration of COVID 19 Vaccines on 16<sup>th</sup> January, 2021. As of 09<sup>th</sup> December 2021, Kerala has administered over 43 million doses overall, including first and second doses of vaccines.


**Over 97 per cent of the population in Kerala has been administered the first dose of the Covid-19 vaccine. The state has achieved the target within 327 days since the beginning of the vaccination drive on January 16.**

# Health Care Workers & Front-line Workers Vaccinated



## Are You Vaccinated? You Still Need to Practice: SMS

- Even after vaccination, follow COVID appropriate behavior
- Practice Social Distancing and greet without physical contact
- Always wear clean face mask
- Wash your hands thoroughly and frequently or use hand sanitizer
- Follow the current COVID 19 guidelines to prevent further spread
- Stay Safe. Stay Strong. Get Vaccinated



Even After Getting Vaccinated Keep Taking Precautions to Protect Your Self

			
<b>GET VACCINATED</b>	<b>WASH YOUR HANDS</b>	<b>WEAR A MASK</b>	<b>KEEP YOUR DISTANCE</b>

# The Race Towards Full Vaccination - Weekly Trend

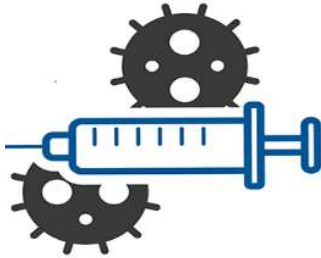
20<sup>th</sup> Nov – 27<sup>th</sup> Nov

Kerala Administered over

## 5.56 Lakh

COVID Vaccine Doses

in the last 7 days  
(20 Nov to 27 Nov)

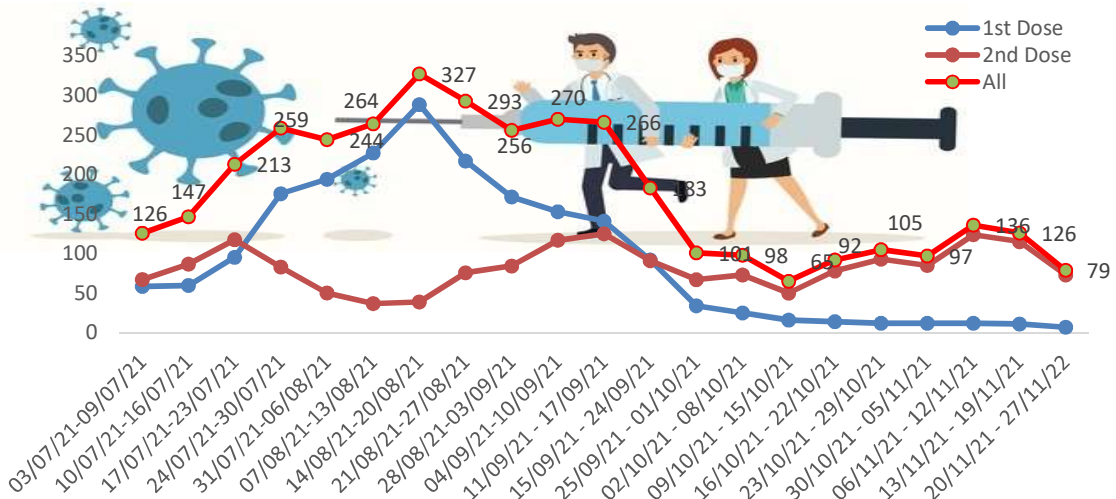


From 20<sup>th</sup> Nov to 27<sup>th</sup> Nov, on average

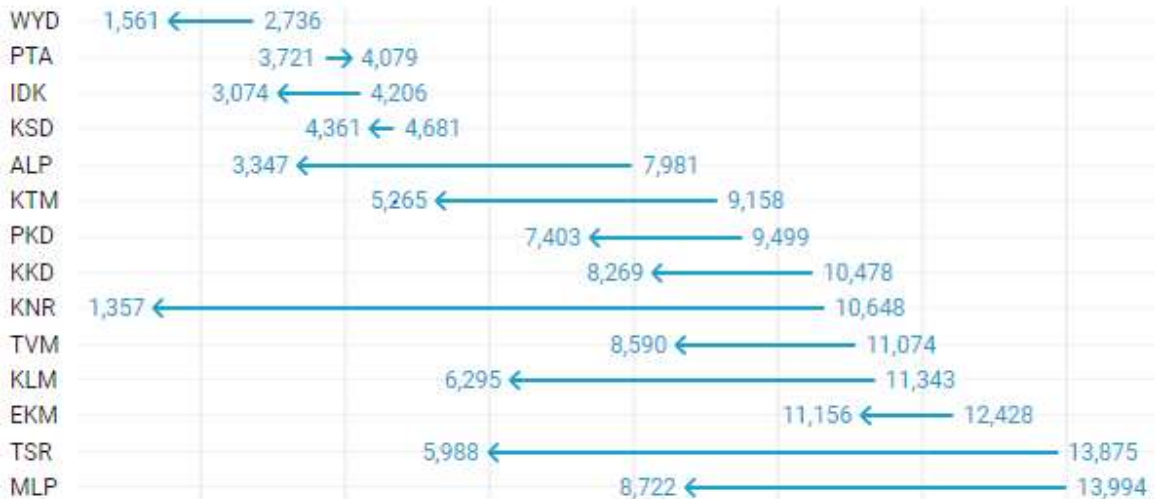
## 0.79 lakh doses

were administered daily.

Average Doses Administered Per day per week (in 1000)



Trend in average per day vaccination for the last two weeks



# Race Against Time – Vaccination Quarterly Status

(Q1: 16<sup>th</sup> Jan-Mar, Q2: Apr-June, Q3: July-Sep)

## Daily Average Dozes Administered per Quarter

In the first Quarter, only 42201 first dozes and 5324 second dozes were administered daily on average. During the second and third quarters, the daily vaccination of the first and second dozes increased significantly.

Q1 : 16<sup>th</sup> Jan – Mar

Q2 : Apr - June

Q3 : July - Sep



## Vaccination Achievement per Quarter

In the third quarter of the immunization drive, 52% of the eligible population (18 + age) in Kerala were given the first dose and 29% the second dose.

## Dose Progression

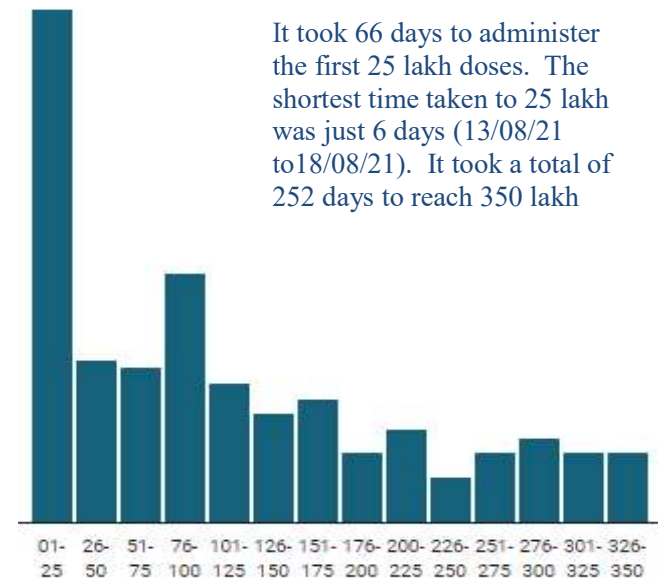
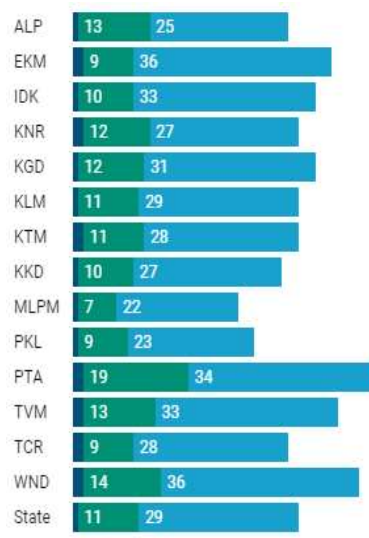
The chart shows the days taken for total COVID-19 Vaccination doses in Kerala to cross every 25 lakh dose mark

■ Q1 ■ Q2 ■ Q3

### First Dose

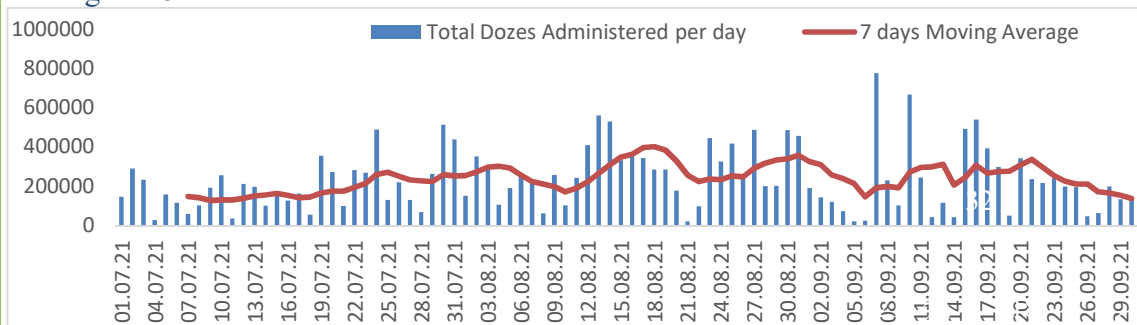


### Second Dose



## Vaccine Administered per Day and 7 days Moving Average in Last Quarter (July -

September) The seven-day moving average of daily doses in the last quarter showed a peak on August 18th and continued to fluctuate thereafter



The average rate of daily vaccination fell between the last two weeks of September compared to the first three weeks. On 20/09/2021 the total doses administered were 3.41 lakh, it declined thereafter and reached up to 1.34 lakh.

## Important Message to the Public

- a. *Infection or infection rate is only a part and disease manifestation of disease is to be monitored*
- b. *Fatality among vaccinated people is very less. Disease severity among vaccinated people is less.*
- c. *People with comorbidity should be careful. Once detected covid positive they should get admitted and do not stay at home.*
- d. *Death among non-vaccinated people, especially people with comorbidity is because of late arrival in hospitals*
- e. *Diabetes and Hypertension together is the most common cause of patient death if they arrive late.*
- f. *Vaccinated people, only if symptomatic are advised to consult Doctor.*
- g. *Non Vaccinated people, if symptomatic, may do RTPCR test*
- h. *Antigen testing is only for emergency purpose*
- i. *Non vaccinated people with co-morbidities to do testing by RTPCR and consult doctor*
- j. *Repeat RTPCR is not needed among the people who are detected COVID positive in the previous 2 months*
- k. *All young person detected positive and at home isolation should do glucose test*

TABLE1.Total Vaccination done in the State as on 09/12/2021 midnight

State Summary till			10/12/2021	at 12 AM		
District	Target	First Dose	Percentage *	Second Dose	Percentage*	Total Doses Administered
Alappuzha	1704179	1544735	91%	1230457	72%	27,75,192
Ernakulam	2954098	3010290	102%	2221261	75%	52,31,551
Idukki	869082	870382	100%	639813	74%	15,10,195
Kannur	1913861	1930146	101%	1427396	75%	33,57,542
Kasaragod	992363	930951	94%	698994	70%	16,29,945
Kollam	2093511	1988128	95%	1464418	70%	34,52,546
Kottayam	1562022	1503588	96%	1157136	74%	26,60,724
Kozhikode	2499523	2400103	96%	1592180	64%	39,92,283
Malappuram	2988358	2930408	98%	1619435	54%	45,49,843
Palakkad	2140261	2049529	96%	1372457	64%	34,21,986
Pathanamthitta	1036488	1061944	102%	837691	81%	18,99,635
Thiruvananthapuram	2675400	2617513	98%	2015953	75%	46,33,466
Thrissur	2545664	2346856	92%	1811572	71%	41,58,428
Wayanad	659698	669518	101%	544883	83%	12,14,401
<b>Grand Total</b>	<b>26634508</b>	<b>25854091</b>	<b>97%</b>	<b>18633646</b>	<b>70%</b>	<b>4,44,87,737</b>
	*Revised target population(> 18 years) as per MOHFW is 2.67 crores *As per letter from Additional Secretary MOHFW- D O No 2317579/2021/Imm dated 15/09/2021					

TABLE2.Covid-19 Vaccination Center Functional in the State as on 09/12/2021 midnight

DISTRICTS	Public	Private	Total
Alappuzha	86	8	94
Ernakulam	92	48	140
Idukki	44	6	50
Kannur	113	9	122
Kasaragod	49	4	53
Kollam	95	24	119
Kottayam	75	12	87
Kozhikode	90	15	105
Malappuram	138	10	148
Palakkad	98	15	113
Pathanamthitta	61	9	70
Thiruvananthapuram	91	25	116
Thrissur	97	35	132
Wayanad	56	2	58
<b>GrandTotal</b>	<b>1185</b>	<b>222</b>	<b>1407</b>

TABLE3. Health Care Workers Coverage as on 09/12/2021 midnight

<i>DISTRICT</i>	<i>1<sup>ST</sup> DOSE</i>	<i>Percentage</i>	<i>2<sup>ND</sup> DOSE</i>	<i>Percentage Fully Vaccinated</i>
<b>Alappuzha</b>	29005	100%	26893	93%
<b>Ernakulam</b>	85552	100%	74799	87%
<b>Idukki</b>	13548	100%	12855	95%
<b>Kannur</b>	40376	100%	37044	92%
<b>Kasaragod</b>	11610	100%	10667	92%
<b>Kollam</b>	36027	100%	33296	92%
<b>Kottayam</b>	38693	100%	35767	92%
<b>Kozhikode</b>	52729	100%	47356	90%
<b>Malappuram</b>	44820	100%	41198	92%
<b>Palakkad</b>	34668	100%	31364	90%
<b>Pathanamthitta</b>	29327	100%	24729	84%
<b>Thiruvananthapuram</b>	73405	100%	65513	89%
<b>Thrissur</b>	51908	100%	48623	94%
<b>Wayanad</b>	13975	100%	13168	94%
<b>GrandTotal</b>	<b>555643</b>	<b>100%</b>	<b>503272</b>	<b>91%</b>

TABLE4. Frontline workers Coverage as on 09/12/2021 midnight

<i>DISTRICT</i>	<i>1<sup>ST</sup> DOSE</i>	<i>Percentage</i>	<i>2<sup>nd</sup> DOSE</i>	<i>Percentage Fully Vaccinated</i>
<b>Alappuzha</b>	39115	100%	36407	93%
<b>Ernakulam</b>	54913	100%	49851	91%
<b>Idukki</b>	22985	100%	21037	92%
<b>Kannur</b>	41370	100%	39761	96%
<b>Kasaragod</b>	24611	100%	22245	90%
<b>Kollam</b>	42214	100%	38239	91%
<b>Kottayam</b>	32127	100%	30297	94%
<b>Kozhikode</b>	55258	100%	52013	94%
<b>Malappuram</b>	53904	100%	50753	94%
<b>Palakkad</b>	48087	100%	44925	93%
<b>Pathanamthitta</b>	25243	100%	22253	88%
<b>Thiruvananthapuram</b>	72960	100%	66745	91%
<b>Thrissur</b>	41900	100%	40358	96%
<b>Wayanad</b>	17017	100%	15967	94%
<b>GrandTotal</b>	<b>571704</b>	<b>100%</b>	<b>530851</b>	<b>93%</b>



TABLE5.Age-Appropriate Group (≥45 Years) Coverage as on 09/12/2021 midnight

Age appropriate group (≥45 years) Coverage as on 10/12/2021,12AM					
District	Target	1 <sup>st</sup> dose coverage	Percentage	2nd dose	Percentage Fully Vaccinated*
Alappuzha	960001	857835	89%	725446	76%
Ernakulam	1483234	1446983	98%	1212031	82%
Idukki	431545	438566	102%	362086	84%
Kannur	965897	950786	98%	792995	82%
Kasaragod	435487	429952	99%	360724	83%
Kollam	1038759	1046335	101%	849105	82%
Kottayam	896478	825149	92%	681460	76%
Kozhikode	1185845	1168608	99%	928054	78%
Malappuram	1210980	1184564	98%	847998	70%
Palakkad	1051934	972857	92%	771373	73%
Pathanamthitta	575669	590241	103%	508689	88%
Thiruvananthapuram	1366301	1301624	95%	1087490	80%
Thrissur	1271199	1237315	97%	1036942	82%
Wayanad	298546	303947	102%	268340	90%
<b>Grand Total</b>	<b>13171875</b>	<b>12754762</b>	<b>97%</b>	<b>10432733</b>	<b>79%</b>

\*Among those who took 1<sup>st</sup> Dose

TABLE6.Age-Appropriate Group (18-44Years) Coverage as on 09/12/2021 midnight

18-44 years Coverage as on 10/12/2021 at 12 AM					
District	Target	First Dose		2nd Dose	Percentage fully vaccinated*
		1st Dose Coverage	Percentage	Coverage	
Alappuzha	744178	618780	83%	441711	59%
Ernakulam	1470864	1422842	97%	884580	60%
Idukki	437537	395283	90%	243835	56%
Kannur	947964	897614	95%	557596	59%
Kasaragod	556876	464778	83%	305358	55%
Kollam	1054752	863552	82%	543778	52%
Kottayam	665544	607619	91%	409612	62%
Kozhikode	1313678	1123508	86%	564757	43%
Malappuram	1777378	1647120	93%	679486	38%
Palakkad	1088327	993917	91%	524795	48%
Pathanamthitta	460819	417133	91%	282020	61%
Thiruvananthapuram	1309099	1169524	89%	796205	61%
Thrissur	1274465	1015733	80%	685649	54%
Wayanad	361152	334579	93%	247408	69%
<b>Grand Total</b>	<b>13462633</b>	<b>11971982</b>	<b>89%</b>	<b>7166790</b>	<b>53%</b>

\*Among those who have taken first dose

TABLE7.Achievement for the day 09/12/2021 midnight

<i>DISTRICT</i>	<i>1<sup>st</sup> Dose</i>	<i>2<sup>nd</sup> Dose</i>	<i>Total</i>
Alappuzha	1587	16391	17978
Ernakulam	3097	21432	24529
Idukki	689	7521	8210
Kannur	3414	33120	36534
Kasaragod	892	6064	6956
Kollam	2354	21896	24250
Kottayam	1812	15928	17740
Kozhikode	2100	15816	17916
Malappuram	4098	25755	29853
Palakkad	3268	24579	27847
Pathanamthitta	840	6427	7267
Thiruvananthapuram	1257	9949	11206
Thrissur	2917	23936	26853
Wayanad	356	2599	2955
<b>Grand Total</b>	<b>28681</b>	<b>231413</b>	<b>260094</b>

\*\* Vaccine stock details couldn't be downloaded from e-VIN portal as the portal is down.

TABLE9.COVID Vaccination related sites

<a href="mailto:support@cowin.gov.in">support@cowin.gov.in</a> <a href="https://www.cowin.gov.in/home">https://www.cowin.gov.in/home</a> <a href="https://dashboard.kerala.gov.in/">https://dashboard.kerala.gov.in/</a> <a href="https://dhs.kerala.gov.in/https://aogyakeralam.gov.in/https://sha.kerala.gov.in/">https://dhs.kerala.gov.in/https://aogyakeralam.gov.in/https://sha.kerala.gov.in/</a>
---

TABLE 10. COVID Vaccination related Helpline numbers

<b>National/State/District</b>	<b>Line1</b>	<b>Line2</b>	<b>Line3</b>
National Helpline	1075	+91 1123978046	0120 4473222
Disha	1056	04712552056	
StateCallCenter	04712309251	04712309252	04712309255
Thiruvananthapuram	9188610100	1077	
Kollam	04742797609	8589015556	
Pathanamthitta	04682222515	04682228220	
Alappuzha	04772239999		
Kottayam	04812565200	04812304800	04812581900
Idukki	18004255640	04862232220	04862233118
Ernakulam	9072303861		
Thrissur	9400066921	9400066922	9400066923
Palakkad	04912505264	04912505189	8943341439
Malappuram	04832733253	04832737858	04832733252
Kozhikode	7594001442		
Wayanad	04936202343	04936202375	9072510900
Kannur	04972700194		
Kasargod	9061076590	9061079244	9061078026