



കേരള സർക്കാർ

COVID-19 OUTBREAK CONTROL AND PREVENTION STATE  
CELL HEALTH & FAMILY WELFARE DEPARTMENT  
Govt of Kerala  
[www.health.kerala.gov.in](http://www.health.kerala.gov.in)

[www.dhs.kerala.gov.in](http://www.dhs.kerala.gov.in)

[controlroomdhskerala@gmail.com](mailto:controlroomdhskerala@gmail.com)

**KeralaHEALTH- COVID-19DAILY VACCINATION BULLETIN**

**Date: 12/12/2021**

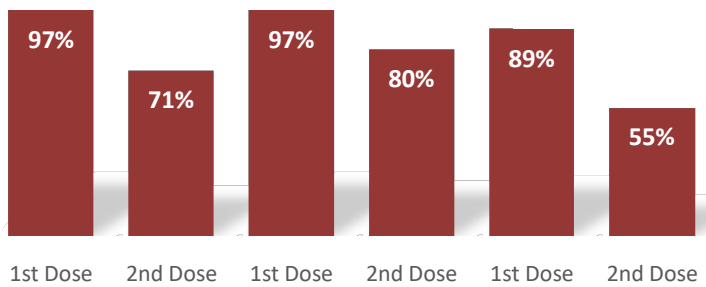
**OUR HEALTH OUR RESPONSIBILITY  
VACCINE ADVISORY**

- *People who are vaccinated with Covid Vaccine are reported to have reduced Covid related ICU admissions, serious disease and death.*
- *Early vaccination is useful to safeguard our life from this deadly disease.*
- *Vaccination sessions are planned as per the availability of vaccine. All are requested to cooperate.*
- *After receiving the first dose, second dose of Covishield vaccine is to be taken between 12–16 weeks and second dose of Covaxin between 4-6 weeks.*
- *Covid vaccination is currently available to all above the age of 18.*
- *Vaccination is available free of cost in all Government covid vaccination centers, and at a nominal rate (as per the GoI order F.No.2079203/2021/Immunization) in selected private Hospitals.*
- **ENSURE ALL YOUR ELIGIBLE FAMILY MEMBERS ARE PROTECTED BY RECEIVING ANY OF THE AVAILABLE COVID VACCINE.**
- **“BOTH COVAXIN AND COVISHIELD ARE EQUALLY EFFECTIVE AND SAFE”**
- **“BE FULLY PROTECTED – GET THE SECOND DOSE AT YOUR SCHEDULED TIME”**

## ANALYSIS

COVID-19 mass vaccinations are showing signs of preventing illness and steep decline in cases and hospital admissions in countries which done vaccination. Kerala started its vaccination for health care workers from January 16, 2021. The COVID-19 Vaccines Operational Guidelines issued by the Ministry of Health and Family Welfare, Govt. of India, 28th December 2020 and all subsequent Guidelines issued by Ministry of Health and Family Welfare, Govt of India are followed at the sites and all vaccination lanes

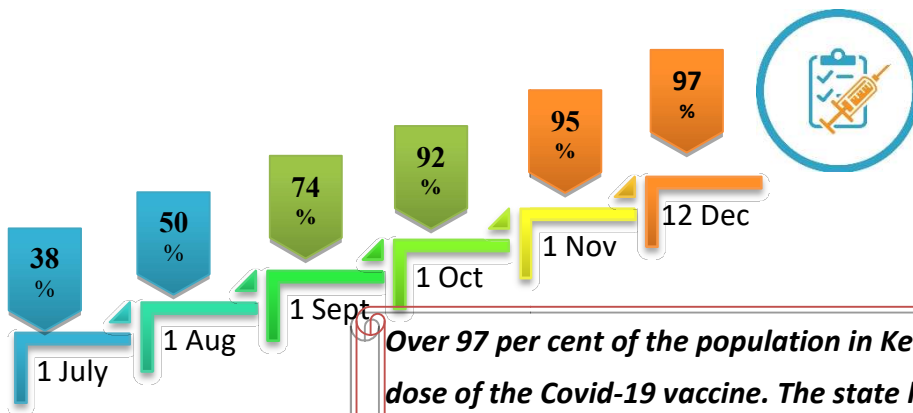
### Summary of COVID Vaccine Administered as on 12-12-2021 midnight



- 97%** of eligible population vaccinated with a single dose till December 12
- 71%** of eligible population vaccinated with double dose till December 12
- State has vaccinated more than **97%** of people aged more than 45 years with a single dose



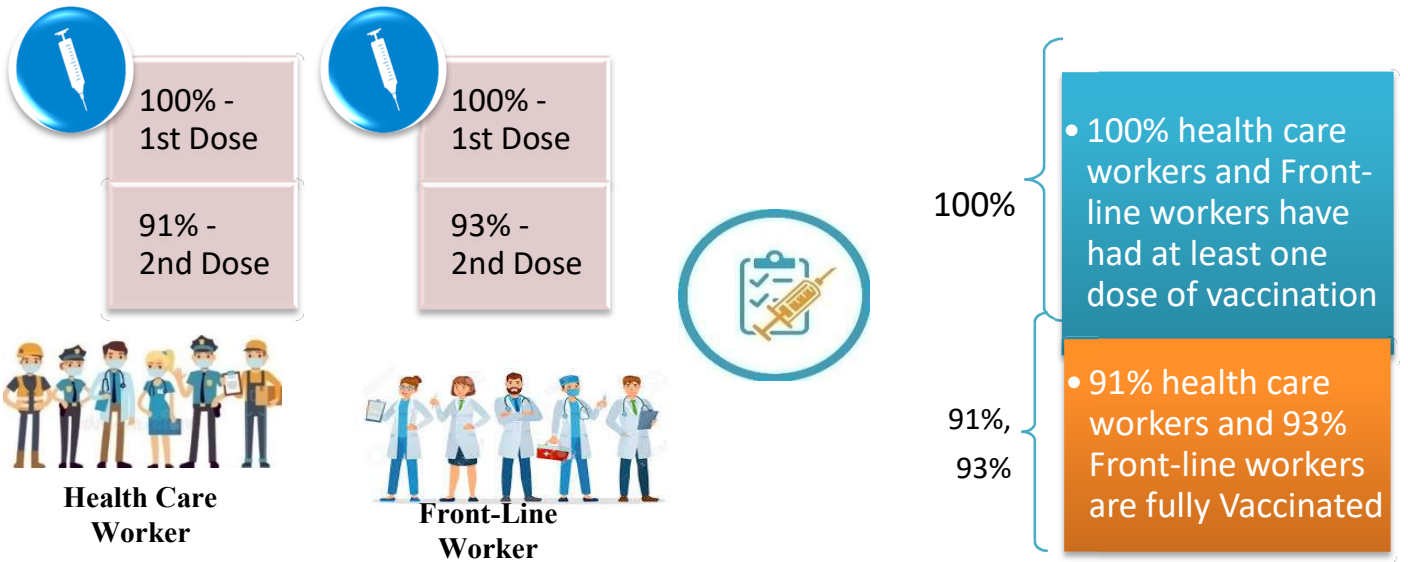
### Time Line of Vaccination Coverage



Kerala began administration of COVID 19 Vaccines on 16<sup>th</sup> January, 2021. As of 12<sup>th</sup> December 2021, Kerala has administered over 43 million doses overall, including first and second doses of vaccines.


**Over 97 per cent of the population in Kerala has been administered the first dose of the Covid-19 vaccine. The state has achieved the target within 330 days since the beginning of the vaccination drive on January 16.**

# Health Care Workers & Front-line Workers Vaccinated



## Are You Vaccinated? You Still Need to Practice: SMS

- Even after vaccination, follow COVID appropriate behavior
- Practice Social Distancing and greet without physical contact
- Always wear clean face mask
- Wash your hands thoroughly and frequently or use hand sanitizer
- Follow the current COVID 19 guidelines to prevent further spread
- Stay Safe. Stay Strong. Get Vaccinated



Even After Getting Vaccinated Keep Taking Precautions to Protect Your Self



# The Race Towards Full Vaccination - Weekly Trend

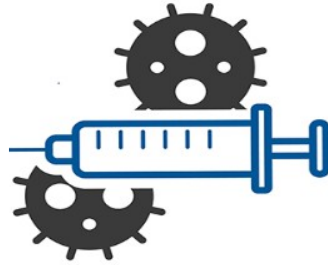
4<sup>th</sup> Dec – 10<sup>th</sup> Dec

Kerala Administered over

## 8.36 Lakh

COVID Vaccine Doses

in the last 7 days  
(4<sup>th</sup> Dec to 10<sup>th</sup> Dec)

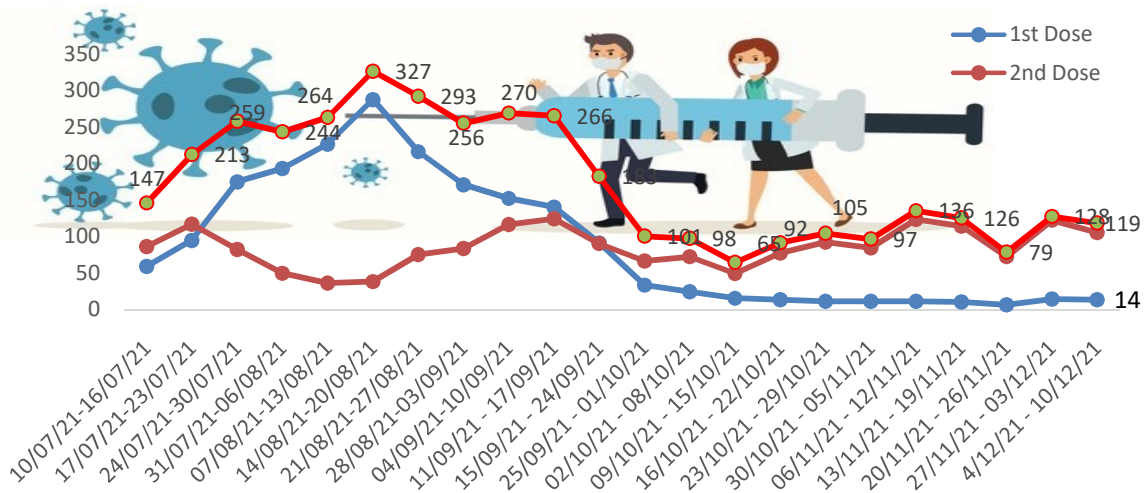


From 4<sup>th</sup> Dec to 10<sup>th</sup> Dec on average

## 1.19 lakh

doses were administered daily.

Average Doses Administered Per day per week (in 1000)



Trend in average per day vaccination for the last two weeks



# Race Against Time – Vaccination Quarterly Status

(Q1: 16<sup>th</sup> Jan-Mar, Q2: Apr-June, Q3: July-Sep)

## Daily Average Dozes Administered per Quarter

In the first Quarter, only 42201 first dozes and 5324 second dozes were administered daily on average. During the second and third quarters, the daily vaccination of the first and second dozes increased significantly.

Q1 : 16<sup>th</sup> Jan – Mar

Q2 : Apr - June

Q3 : July - Sep



## Vaccination Achievement per Quarter

In the third quarter of the immunization drive, 52% of the eligible population (18 + age) in Kerala were given the first dose and 29% the second dose.

## Dose Progression

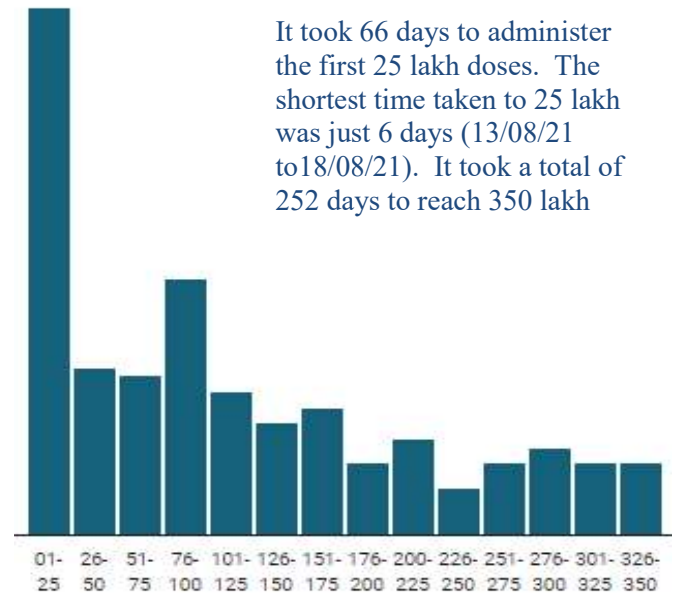
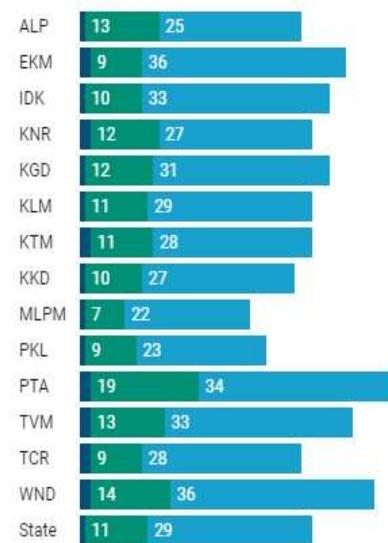
The chart shows the days taken for total COVID-19 Vaccination dozes in Kerala to cross every 25 lakh dose mark.

■ Q1 ■ Q2 ■ Q3

### First Dose

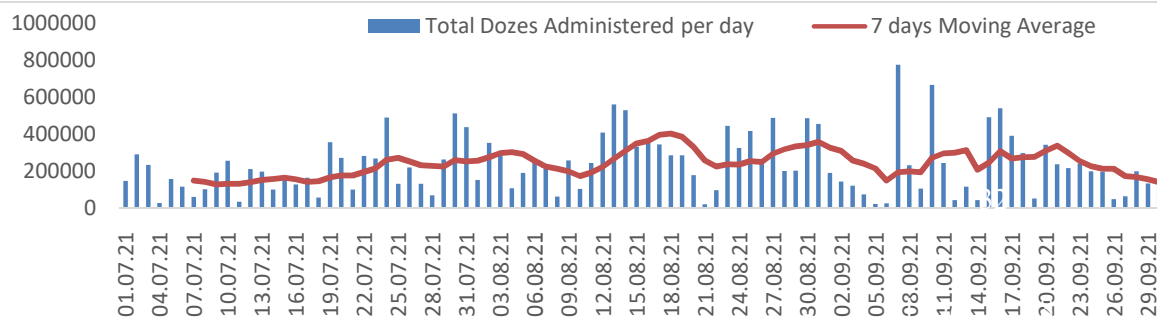


### Second Dose



## Vaccine Administered per Day and 7 days Moving Average in Last Quarter (July -

September) The seven-day moving average of daily dozes in the last quarter showed a peak on August 18th and continued to fluctuate thereafter



The average rate of daily vaccination fell between the last two weeks of September compared to the first three weeks. On 20/09/2021 the total dozes administered were 3.41 lakh, it declined thereafter and reached up to 1.34 lakh.

## Important Message to the Public

- a. *Infection or infection rate is only a part and disease manifestation of disease is to be monitored*
- b. *Fatality among vaccinated people is very less. Disease severity among vaccinated people is less.*
- c. *People with comorbidity should be careful. Once detected covid positive they should get admitted and do not stay at home.*
- d. *Death among non-vaccinated people, especially people with comorbidity is because of late arrival in hospitals*
- e. *Diabetes and Hypertension together is the most common cause of patient death if they arrive late.*
- f. *Vaccinated people, only if symptomatic are advised to consult Doctor.*
- g. *Non Vaccinated people, if symptomatic, may do RTPCR test*
- h. *Antigen testing is only for emergency purpose*
- i. *Non vaccinated people with co-morbidities to do testing by RTPCR and consult doctor*
- j. *Repeat RTPCR is not needed among the people who are detected COVID positive in the previous 2 months*
- k. *All young person detected positive and at home isolation should do glucose test*

TABLE1.TotalVaccinationdonein the State as on 12/12/2021midnight

State Summary till			13/12/2021	at 12 AM		
District	Target	First Dose	Percentage *	Second Dose	Percentage*	Total Doses Administered
Alappuzha	1704179	1546754	91%	1256709	74%	2,803,463
Ernakulam	2954098	3013263	102%	2245320	76%	5,258,583
Idukki	869082	871135	100%	648558	75%	1,519,693
Kannur	1913861	1931798	101%	1445817	76%	3,377,615
Kasaragod	992363	931762	94%	705174	71%	1,636,936
Kollam	2093511	1990592	95%	1487951	71%	3,478,543
Kottayam	1562022	1505279	96%	1172119	75%	2,677,398
Kozhikode	2499523	2403188	96%	1615460	65%	4,018,648
Malappuram	2988358	2933917	98%	1644126	55%	4,578,043
Palakkad	2140261	2052023	96%	1390880	65%	3,442,903
Pathanamthitta	1036488	1062998	103%	845641	82%	1,908,639
Thiruvananthapuram	2675400	2620950	98%	2047342	77%	4,668,292
Thrissur	2545664	2349745	92%	1839721	72%	4,189,466
Wayanad	659698	669989	102%	548212	83%	1,218,201
<b>Grand Total</b>	<b>26634508</b>	<b>25883393</b>	<b>97%</b>	<b>18893030</b>	<b>71%</b>	<b>44,776,423</b>
*Revised target population(> 18 years) as per MOHFW is 2.67 crores *As per letter from Additional Secretary MOHFW- D O No 2317579/2021/Imm dated 15/09/2021						

TABLE2.Covid-19VaccinationCenterFunctionalintheStateason12/12/2021midnight

DISTRICTS	Public	Private	Total
Alappuzha	0	5	5
Ernakulam	3	16	19
Idukki	0	1	1
Kannur	2	9	11
Kasaragod	10	1	11
Kollam	1	6	7
Kottayam	0	4	4
Kozhikode	1	10	11
Malappuram	0	7	7
Palakkad	1	11	12
Pathanamthitta	63	1	64
Thiruvananthapuram	7	22	29
Thrissur	1	17	18
Wayanad	0	1	1
<b>GrandTotal</b>	<b>89</b>	<b>111</b>	<b>200</b>

TABLE3. HealthCare Workers Coverage as on 12/12/2021 midnight

<i>DISTRICT</i>	<i>1<sup>ST</sup> DOSE</i>	<i>Percentage</i>	<i>2<sup>ND</sup> DOSE</i>	<i>Percentage Fully Vaccinated</i>
<b>Alappuzha</b>	29006	100%	26905	93%
<b>Ernakulam</b>	85552	100%	74832	87%
<b>Idukki</b>	13548	100%	12860	95%
<b>Kannur</b>	40376	100%	37053	92%
<b>Kasaragod</b>	11610	100%	10679	92%
<b>Kollam</b>	36027	100%	33312	92%
<b>Kottayam</b>	38693	100%	35779	92%
<b>Kozhikode</b>	52729	100%	47372	90%
<b>Malappuram</b>	44820	100%	41222	92%
<b>Palakkad</b>	34668	100%	31377	91%
<b>Pathanamthitta</b>	29327	100%	24749	84%
<b>Thiruvananthapuram</b>	73405	100%	65550	89%
<b>Thrissur</b>	51908	100%	48646	94%
<b>Wayanad</b>	13975	100%	13174	94%
<b>GrandTotal</b>	<b>555644</b>	<b>100%</b>	<b>503510</b>	<b>91%</b>

TABLE4. Frontline workers Coverage as on 12/12/2021 midnight

<i>DISTRICT</i>	<i>1<sup>ST</sup> DOSE</i>	<i>Percentage</i>	<i>2<sup>nd</sup> DOSE</i>	<i>Percentage Fully Vaccinated</i>
<b>Alappuzha</b>	39115	100%	36424	93%
<b>Ernakulam</b>	54913	100%	49876	91%
<b>Idukki</b>	22985	100%	21051	92%
<b>Kannur</b>	41370	100%	39769	96%
<b>Kasaragod</b>	24611	100%	22251	90%
<b>Kollam</b>	42215	100%	38267	91%
<b>Kottayam</b>	32127	100%	30312	94%
<b>Kozhikode</b>	55258	100%	52049	94%
<b>Malappuram</b>	53904	100%	50776	94%
<b>Palakkad</b>	48087	100%	44949	93%
<b>Pathanamthitta</b>	25243	100%	22268	88%
<b>Thiruvananthapuram</b>	72960	100%	66804	92%
<b>Thrissur</b>	41900	100%	40371	96%
<b>Wayanad</b>	17017	100%	15972	94%
<b>GrandTotal</b>	<b>571705</b>	<b>100%</b>	<b>531139</b>	<b>93%</b>



TABLE5.Age-Appropriate Group (≥45Years) Coverage as on 12/12/2021 midnight

Age appropriate group (≥45years) Coverage as on 13/12/2021,12AM					
District	Target	1 <sup>st</sup> dose coverage	Percentage	2nd dose	Percentage Fully Vaccinated*
Alappuzha	960001	858460	89%	733914	76%
Ernakulam	1483234	1447591	98%	1218106	82%
Idukki	431545	438730	102%	364357	84%
Kannur	965897	951168	98%	798199	83%
Kasaragod	435487	430076	99%	361890	83%
Kollam	1038759	1047030	101%	856122	82%
Kottayam	896478	825705	92%	686591	77%
Kozhikode	1185845	1169270	99%	933701	79%
Malappuram	1210980	1185228	98%	854061	71%
Palakkad	1051934	973392	93%	776341	74%
Pathanamthitta	575669	590456	103%	510587	89%
Thiruvananthapuram	1366301	1302520	95%	1095916	80%
Thrissur	1271199	1238123	97%	1046148	82%
Wayanad	298546	304039	102%	269002	90%
<b>Grand Total</b>	<b>13171875</b>	<b>12761788</b>	<b>97%</b>	<b>10504935</b>	<b>80%</b>

\*Among those who took 1<sup>st</sup> Dose

TABLE6.Age-Appropriate Group (18-44Years) Coverage as on 12/12/2021 midnight

18-44 years Coverage as on 12/12/2021 at 12 AM					
District	Target	First Dose		2nd Dose Coverage	Percentage fully vaccinated*
		1st Dose Coverage	Percentage		
Alappuzha	744178	620173	83%	459466	62%
Ernakulam	1470864	1425207	97%	902506	61%
Idukki	437537	395872	90%	250290	57%
Kannur	947964	898884	95%	570796	60%
Kasaragod	556876	465465	84%	310354	56%
Kollam	1054752	865320	82%	560250	53%
Kottayam	665544	608754	91%	419437	63%
Kozhikode	1313678	1125931	86%	582338	44%
Malappuram	1777378	1649965	93%	698067	39%
Palakkad	1088327	995876	92%	538213	49%
Pathanamthitta	460819	417972	91%	288037	63%
Thiruvananthapuram	1309099	1172065	90%	819072	63%
Thrissur	1274465	1017814	80%	704556	55%
Wayanad	361152	334958	93%	250064	69%
<b>Grand Total</b>	<b>13462633</b>	<b>11994256</b>	<b>89%</b>	<b>7353446</b>	<b>55%</b>

\*Among those who have taken first dose

TABLE7. Achievement for the day 12/12/2021 midnight

<i>DISTRICT</i>	<i>1<sup>st</sup> Dose</i>	<i>2<sup>nd</sup> Dose</i>	<i>Total</i>
Alappuzha	5	17	22
Ernakulam	354	2289	2643
Idukki	0	10	10
Kannur	26	162	188
Kasaragod	69	468	537
Kollam	74	430	504
Kottayam	60	351	411
Kozhikode	87	656	743
Malappuram	63	416	479
Palakkad	55	369	424
Pathanamthitta	360	2485	2845
Thiruvananthapuram	155	1230	1385
Thrissur	95	880	975
Wayanad	0	0	0
<b>Grand Total</b>	<b>1403</b>	<b>9763</b>	<b>11166</b>

\*\* Vaccine stock details couldn't be downloaded from e-VIN portal as the portal is down.

TABLE9.COVIDVaccinationrelatedsites

[support@cowin.gov.in](mailto:support@cowin.gov.in)  
<https://www.cowin.gov.in/home>  
<https://dashboard.kerala.gov.in/>  
<https://dhs.kerala.gov.in/https://aogyakeralam.gov.in/https://sha.kerala.gov.in/>

*TABLE 10. COVID Vaccination related Helpline numbers*

<b>National/State/District</b>	<b>Line1</b>	<b>Line2</b>	<b>Line3</b>
National Helpline	1075	+91 1123978046	0120 4473222
Disha	1056	04712552056	
StateCallCenter	04712309251	04712309252	04712309255
Thiruvananthapuram	9188610100	1077	
Kollam	04742797609	8589015556	
Pathanamthitta	04682222515	04682228220	
Alappuzha	04772239999		
Kottayam	04812565200	04812304800	04812581900
Idukki	18004255640	04862232220	04862233118
Ernakulam	9072303861		
Thrissur	9400066921	9400066922	9400066923
Palakkad	04912505264	04912505189	8943341439
Malappuram	04832733253	04832737858	04832733252
Kozhikode	7594001442		
Wayanad	04936202343	04936202375	9072510900
Kannur	04972700194		
Kasargod	9061076590	9061079244	9061078026