



കേരള സർക്കാർ

COVID-19 OUTBREAK CONTROL AND PREVENTION STATE
CELL HEALTH & FAMILY WELFARE DEPARTMENT
Govt of Kerala
www.health.kerala.gov.in

www.dhs.kerala.gov.in

controlroomdhskerala@gmail.com

KeralaHEALTH- COVID-19 DAILY VACCINATION BULLETIN

Date: 13/12/2021

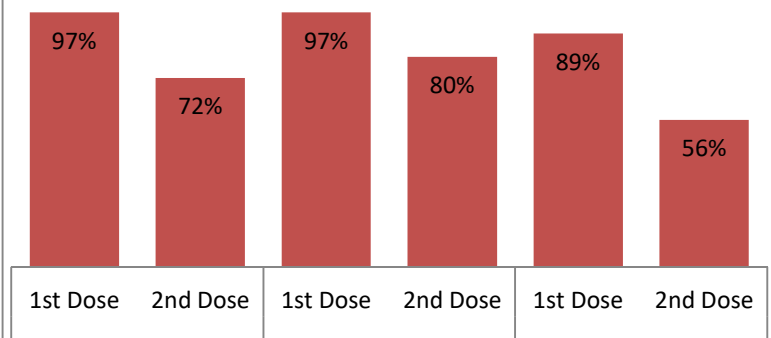
**OUR HEALTH OUR RESPONSIBILITY
VACCINE ADVISORY**

- *People who are vaccinated with Covid Vaccine are reported to have reduced Covid related ICU admissions, serious disease and death.*
- *Early vaccination is useful to safeguard our life from this deadly disease.*
- *Vaccination sessions are planned as per the availability of vaccine. All are requested to cooperate.*
- *After receiving the first dose, second dose of Covishield vaccine is to be taken between 12–16 weeks and second dose of Covaxin between 4–6 weeks.*
- *Covid vaccination is currently available to all above the age of 18*
- *Vaccination is available free of cost in all Government covid vaccination centers, and at a nominal rate (as per the GoI order F.No.2079203/2021/Immunization) in selected private Hospitals.*
- **ENSURE ALL YOUR ELIGIBLE FAMILY MEMBERS ARE PROTECTED BY RECEIVING ANY OF THE AVAILABLE COVID VACCINE.**
- **“BOTH COVAXIN AND COVISHIELD ARE EQUALLY EFFECTIVE AND SAFE”**
- **“BE FULLY PROTECTED – GET THE SECOND DOSE AT YOUR SCHEDULED TIME”**

ANALYSIS

COVID-19 mass vaccinations are showing signs of preventing illness and steep decline in cases and hospital admissions in countries which done vaccination. Kerala started its vaccination for health care workers from January 16, 2021. The COVID-19 Vaccines Operational Guidelines issued by the Ministry of Health and Family Welfare, Govt. of India, 28th December 2020 and all subsequent Guidelines issued by Ministry of Health and Family Welfare, Govt of India are followed at the sites and all vaccination lanes

Summary of COVID Vaccine Administered as on 13-12-2021 midnight



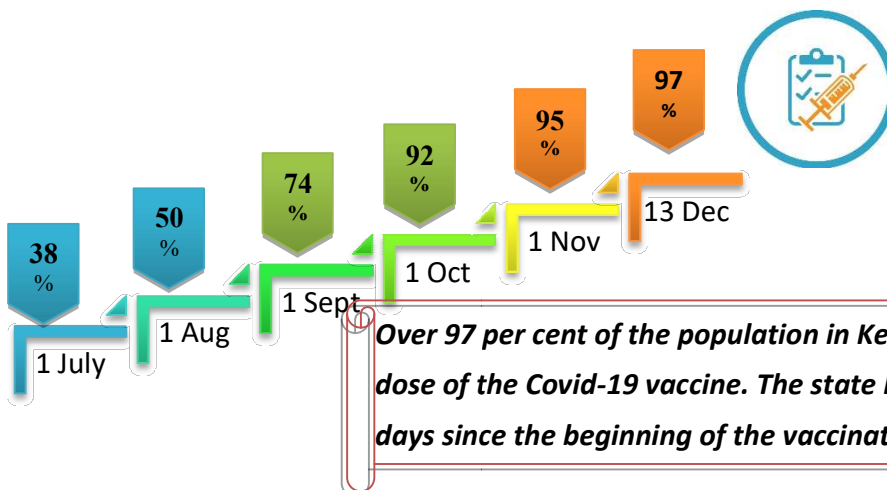
97% of eligible population vaccinated with a single dose till December 13

72% of eligible population vaccinated with double dose till December 13

State has vaccinated more than 97% of people aged more than 45 years with a single dose



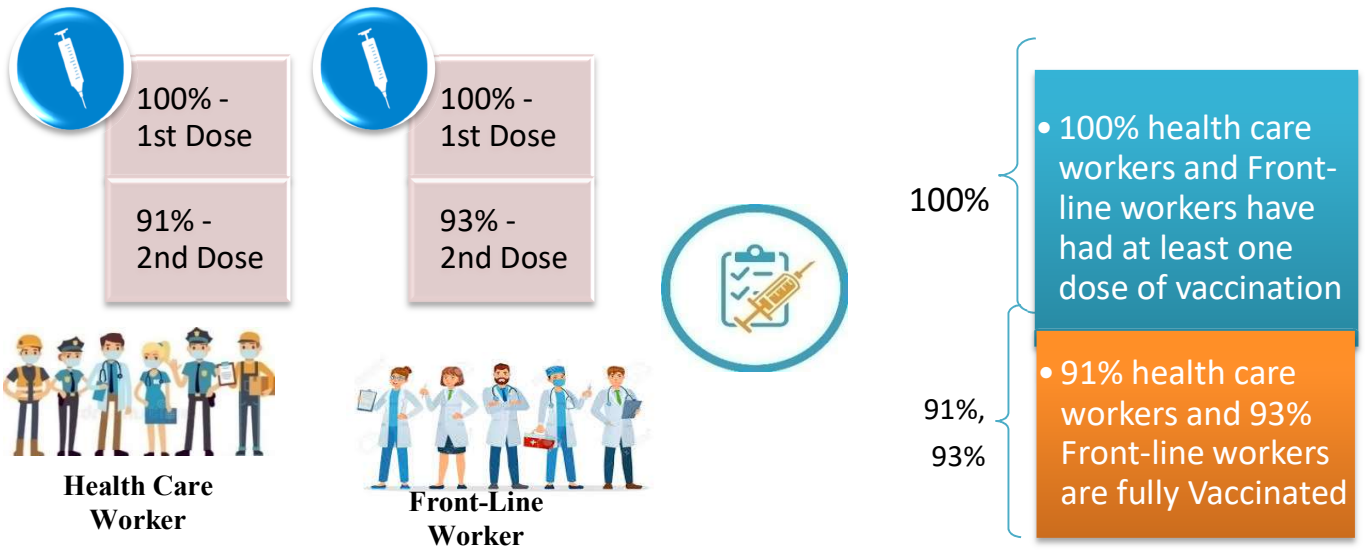
Time Line of Vaccination Coverage



Kerala began administration of COVID 19 Vaccines on 16th January, 2021. As of 13th December 2021, Kerala has administered over 43 million doses overall, including first and second doses of vaccines.


Over 97 per cent of the population in Kerala has been administered the first dose of the Covid-19 vaccine. The state has achieved the target within 331 days since the beginning of the vaccination drive on January 16.

Health Care Workers & Front-line Workers Vaccinated



Are You Vaccinated? You Still Need to Practice: SMS

- Even after vaccination, follow COVID appropriate behavior
- Practice Social Distancing and greet without physical contact
- Always wear clean face mask
- Wash your hands thoroughly and frequently or use hand sanitizer
- Follow the current COVID 19 guidelines to prevent further spread
- Stay Safe. Stay Strong. Get Vaccinated



Even After Getting Vaccinated Keep Taking Precautions to Protect Your Self



The Race Towards Full Vaccination - Weekly Trend

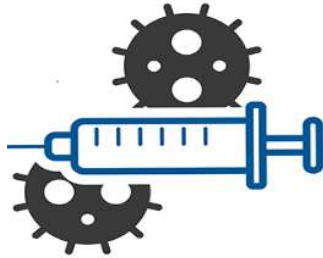
4th Dec – 10th Dec

Kerala Administered over

8.36 Lakh

COVID Vaccine Doses

in the last 7 days
(4th Dec to 10th Dec)

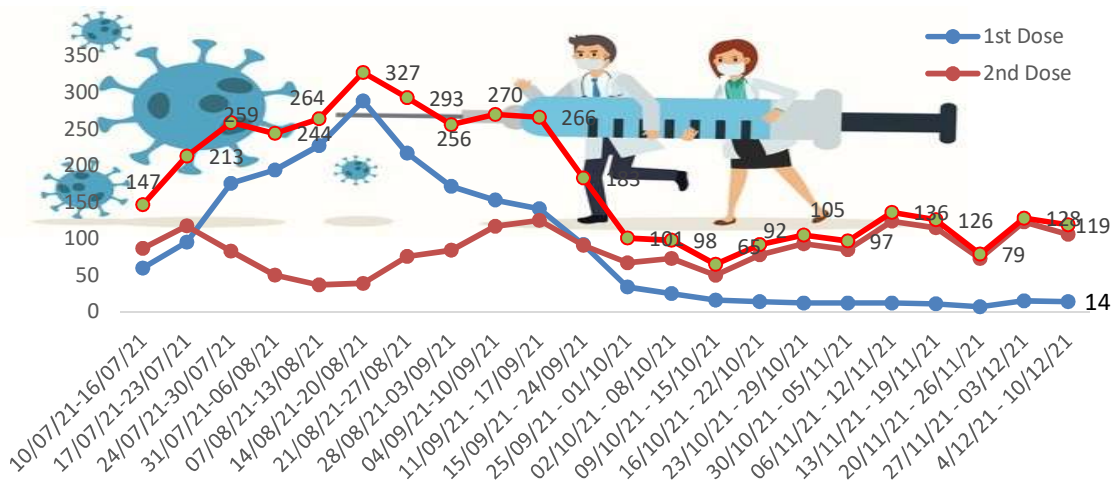


From 4th Dec to 10th Dec on average

1.19 lakh

doses were administered daily.

Average Doses Administered Per day per week (in 1000)



Trend in average per day vaccination for the last two weeks



Race Against Time – Vaccination Quarterly Status

(Q1: 16th Jan-Mar, Q2: Apr-June, Q3: July-Sep)

Daily Average Dozes Administered per Quarter

In the first Quarter, only 42201 first dozes and 5324 second dozes were administered daily on average. During the second and third quarters, the daily vaccination of the first and second dozes increased significantly.

Q1 : 16th Jan – Mar

Q2 : Apr - June

Q3 : July - Sep



Vaccination Achievement per Quarter

In the third quarter of the immunization drive, 52% of the eligible population (18 + age) in Kerala were given the first dose and 29% the second dose.

Dose Progression

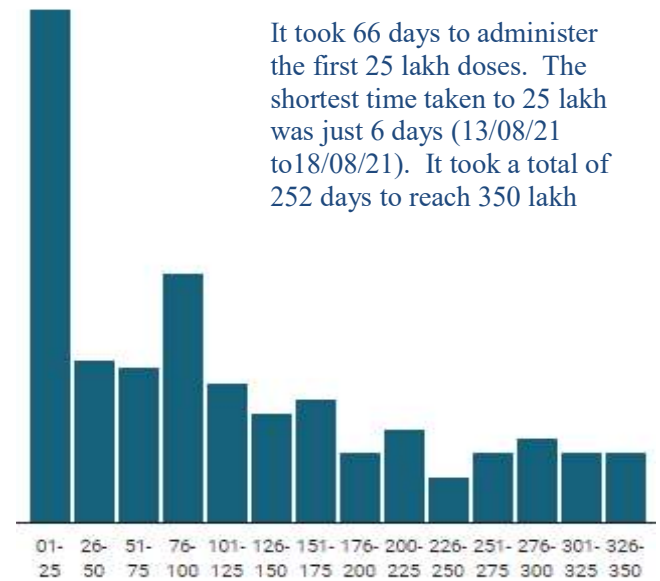
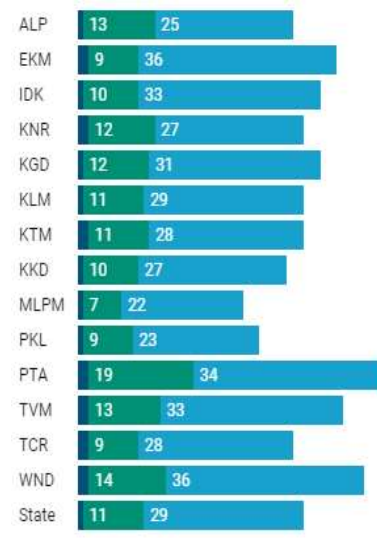
The chart shows the days taken for total COVID-19 Vaccination doses in Kerala to cross every 25 lakh dose mark

■ Q1 ■ Q2 ■ Q3

First Dose

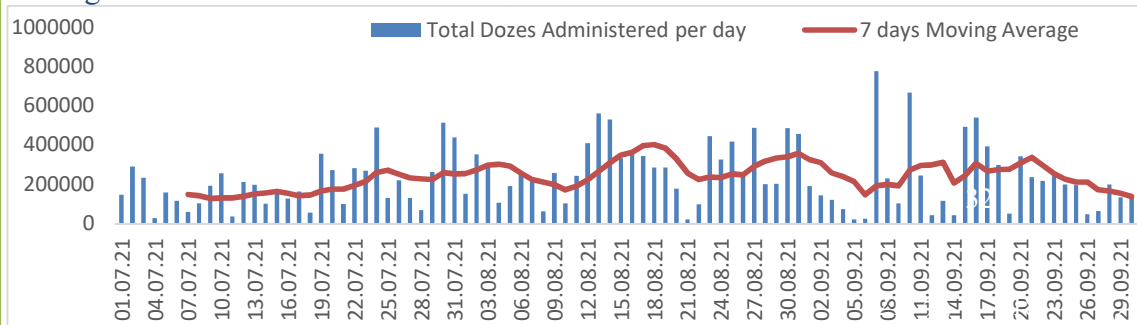


Second Dose



Vaccine Administered per Day and 7 days Moving Average in Last Quarter (July -

September) The seven-day moving average of daily doses in the last quarter showed a peak on August 18th and continued to fluctuate thereafter



The average rate of daily vaccination fell between the last two weeks of September compared to the first three weeks. On 20/09/2021 the total doses administered were 3.41 lakh, it declined thereafter and reached up to 1.34 lakh.

Important Message to the Public

- a. *Infection or infection rate is only a part and disease manifestation of disease is to be monitored*
- b. *Fatality among vaccinated people is very less. Disease severity among vaccinated people is less.*
- c. *People with comorbidity should be careful. Once detected covid positive they should get admitted and do not stay at home.*
- d. *Death among non-vaccinated people, especially people with comorbidity is because of late arrival in hospitals*
- e. *Diabetes and Hypertension together is the most common cause of patient death if they arrive late.*
- f. *Vaccinated people, only if symptomatic are advised to consult Doctor.*
- g. *Non Vaccinated people, if symptomatic, may do RTPCR test*
- h. *Antigen testing is only for emergency purpose*
- i. *Non vaccinated people with co-morbidities to do testing by RTPCR and consult doctor*
- j. *Repeat RTPCR is not needed among the people who are detected COVID positive in the previous 2 months*
- k. *All young person detected positive and at home isolation should do glucose test*

TABLE1.Total Vaccination done in the State as on 13/12/2021 midnight

State Summary till		14/12/2021	at 12 AM			
District	Target	First Dose	Percentage *	Second Dose	Percentage*	Total Doses Administered
Alappuzha	1704179	1547931	91%	1269974	75%	28,17,905
Ernakulam	2954098	3014620	102%	2256248	76%	52,70,868
Idukki	869082	871648	100%	653889	75%	15,25,537
Kannur	1913861	1933669	101%	1468056	77%	34,01,725
Kasaragod	992363	932612	94%	710990	72%	16,43,602
Kollam	2093511	1992599	95%	1507672	72%	35,00,271
Kottayam	1562022	1505704	96%	1175665	75%	26,81,369
Kozhikode	2499523	2405409	96%	1632525	65%	40,37,934
Malappuram	2988358	2938580	98%	1679619	56%	46,18,199
Palakkad	2140261	2053109	96%	1399599	65%	34,52,708
Pathanamthitta	1036488	1063335	103%	848504	82%	19,11,839
Thiruvananthapuram	2675400	2622205	98%	2057977	77%	46,80,182
Thrissur	2545664	2351728	92%	1861426	73%	42,13,154
Wayanad	659698	670334	102%	551248	84%	12,21,582
Grand Total	26634508	25903483	97%	19073392	72%	4,49,76,875
*Revised target population(> 18 years) as per MOHFW is 2.67 crores *As per letter from Additional Secretary MOHFW- D O No 2317579/2021/Imm dated 15/09/2021						

TABLE2.Covid-19 Vaccination Center Functional in the State as on 13/12/2021 midnight

DISTRICTS	Public	Private	Total
Alappuzha	86	8	94
Ernakulam	51	40	91
Idukki	42	3	45
Kannur	113	9	122
Kasaragod	48	2	50
Kollam	94	24	118
Kottayam	38	10	48
Kozhikode	91	19	110
Malappuram	124	10	134
Palakkad	65	16	81
Pathanamthitta	63	9	72
Thiruvananthapuram	104	22	126
Thrissur	61	33	94
Wayanad	56	2	58
GrandTotal	1036	207	1243

TABLE3. Health Care Workers Coverage as on 13/12/2021 midnight

<i>DISTRICT</i>	<i>1ST DOSE</i>	<i>Percentage</i>	<i>2ND DOSE</i>	<i>Percentage Fully Vaccinated</i>
Alappuzha	29006	100%	26912	93%
Ernakulam	85552	100%	74844	87%
Idukki	13549	100%	12866	95%
Kannur	40376	100%	37055	92%
Kasaragod	11610	100%	10682	92%
Kollam	36027	100%	33324	92%
Kottayam	38693	100%	35784	92%
Kozhikode	52729	100%	47380	90%
Malappuram	44821	100%	41236	92%
Palakkad	34668	100%	31386	91%
Pathanamthitta	29327	100%	24752	84%
Thiruvananthapuram	73405	100%	65563	89%
Thrissur	51908	100%	48658	94%
Wayanad	13975	100%	13175	94%
GrandTotal	555646	100%	503617	91%

TABLE4. Frontline workers Coverage as on 13/12/2021 midnight

<i>DISTRICT</i>	<i>1ST DOSE</i>	<i>Percentage</i>	<i>2nd DOSE</i>	<i>Percentage Fully Vaccinated</i>
Alappuzha	39115	100%	36431	93%
Ernakulam	54913	100%	49883	91%
Idukki	22986	100%	21054	92%
Kannur	41370	100%	39772	96%
Kasaragod	24611	100%	22253	90%
Kollam	42215	100%	38280	91%
Kottayam	32127	100%	30313	94%
Kozhikode	55258	100%	52058	94%
Malappuram	53904	100%	50784	94%
Palakkad	48087	100%	44957	93%
Pathanamthitta	25243	100%	22270	88%
Thiruvananthapuram	72960	100%	66815	92%
Thrissur	41900	100%	40380	96%
Wayanad	17017	100%	15977	94%
GrandTotal	571706	100%	531227	93%

TABLE5.Age-Appropriate Group (≥45Years) Coverage as on 13/12/2021 midnight

Age appropriate group (≥45years) Coverage as on 14/12/2021,12AM					
District	Target	1 st dose coverage	Percentage	2nd dose	Percentage Fully Vaccinated*
Alappuzha	960001	858811	89%	738528	77%
Ernakulam	1483234	1447894	98%	1220969	82%
Idukki	431545	438835	102%	365761	85%
Kannur	965897	951595	99%	804403	83%
Kasaragod	435487	430220	99%	363066	83%
Kollam	1038759	1047622	101%	862490	83%
Kottayam	896478	825830	92%	687859	77%
Kozhikode	1185845	1169752	99%	938029	79%
Malappuram	1210980	1186110	98%	862628	71%
Palakkad	1051934	973614	93%	778426	74%
Pathanamthitta	575669	590545	103%	511274	89%
Thiruvananthapuram	1366301	1302832	95%	1098881	80%
Thrissur	1271199	1238666	97%	1053316	83%
Wayanad	298546	304090	102%	269551	90%
Grand Total	13171875	12766416	97%	10555181	80%

*Among those who took 1st Dose

TABLE6.Age-Appropriate Group (18-44Years) Coverage as on 13/12/2021 midnight

18-44 years Coverage as on14/12/2021 at 12 AM					
District	Target	First Dose		2nd Dose	Percentage fully vaccinated*
		1st Dose Coverage	Percentage	Coverage	
Alappuzha	744178	620999	83%	468103	63%
Ernakulam	1470864	1426261	97%	910552	62%
Idukki	437537	396278	91%	254208	58%
Kannur	947964	900328	95%	586826	62%
Kasaragod	556876	466171	84%	314989	57%
Kollam	1054752	866735	82%	573578	54%
Kottayam	665544	609054	92%	421709	63%
Kozhikode	1313678	1127670	86%	595058	45%
Malappuram	1777378	1653745	93%	724971	41%
Palakkad	1088327	996740	92%	544830	50%
Pathanamthitta	460819	418220	91%	290208	63%
Thiruvananthapuram	1309099	1173008	90%	826718	63%
Thrissur	1274465	1019254	80%	719072	56%
Wayanad	361152	335252	93%	252545	70%
Grand Total	13462633	12009715	89%	7483367	56%

*Amongthosewhohavetakenfirstdose

TABLE7. Achievement for the day 13/12/2021 midnight

<i>DISTRICT</i>	<i>1st Dose</i>	<i>2nd Dose</i>	<i>Total</i>
Alappuzha	1177	13265	14442
Ernakulam	1357	10924	12281
Idukki	513	5331	5844
Kannur	1871	22233	24104
Kasaragod	850	5816	6666
Kollam	2007	19721	21728
Kottayam	425	3546	3971
Kozhikode	2219	17059	19278
Malappuram	4663	35486	40149
Palakkad	1086	8717	9803
Pathanamthitta	336	2845	3181
Thiruvananthapuram	1255	10633	11888
Thrissur	1983	21705	23688
Wayanad	345	3033	3378
Grand Total	20087	180314	200401

** Vaccine stock details couldn't be downloaded from e-VIN portal as the portal is down.

TABLE9.COVIDVaccinationrelatedsites

support@cowin.gov.in https://www.cowin.gov.in/home https://dashboard.kerala.gov.in/ https://dhs.kerala.gov.in/https://aogyakeralam.gov.in/https://sha.kerala.gov.in/

TABLE 10. COVID Vaccination related Helpline numbers

National/State/District	Line1	Line2	Line3
National Helpline	1075	+91 1123978046	0120 4473222
Disha	1056	04712552056	
StateCallCenter	04712309251	04712309252	04712309255
Thiruvananthapuram	9188610100	1077	
Kollam	04742797609	8589015556	
Pathanamthitta	04682222515	04682228220	
Alappuzha	04772239999		
Kottayam	04812565200	04812304800	04812581900
Idukki	18004255640	04862232220	04862233118
Ernakulam	9072303861		
Thrissur	9400066921	9400066922	9400066923
Palakkad	04912505264	04912505189	8943341439
Malappuram	04832733253	04832737858	04832733252
Kozhikode	7594001442		
Wayanad	04936202343	04936202375	9072510900
Kannur	04972700194		
Kasargod	9061076590	9061079244	9061078026