



കേരള സർക്കാർ

COVID-19 OUTBREAK CONTROL AND PREVENTION STATE  
CELL HEALTH & FAMILY WELFARE DEPARTMENT  
Govt of Kerala  
[www.health.kerala.gov.in](http://www.health.kerala.gov.in)

[controlroomdhskerala@gmail.com](mailto:controlroomdhskerala@gmail.com)

[www.dhs.kerala.gov.in](http://www.dhs.kerala.gov.in)

**KeralaHEALTH- COVID-19 DAILY VACCINATION BULLETIN**

**Date: 15/12/2021**

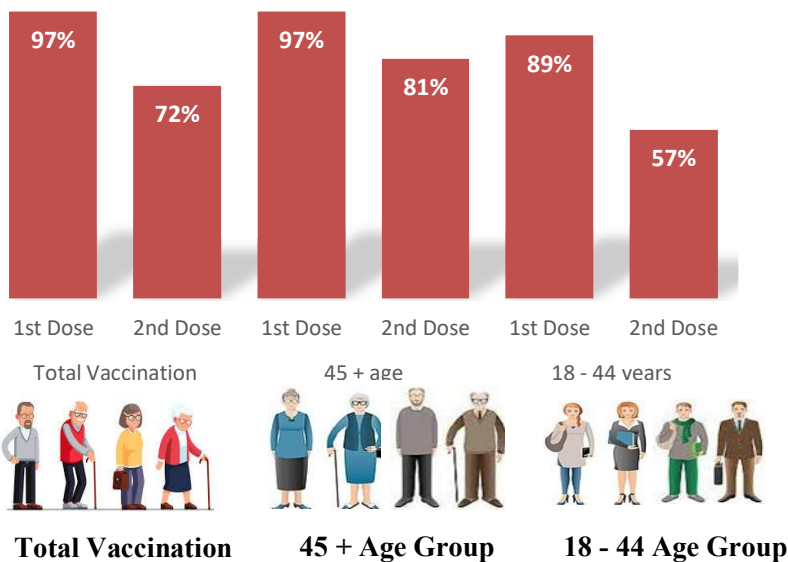
**OUR HEALTH OUR RESPONSIBILITY  
VACCINE ADVISORY**

- *People who are vaccinated with Covid Vaccine are reported to have reduced Covid related ICU admissions, serious disease and death.*
- *Early vaccination is useful to safeguard our life from this deadly disease.*
- *Vaccination sessions are planned as per the availability of vaccine. All are requested to cooperate.*
- *After receiving the first dose, second dose of Covishield vaccine is to be taken between 12–16 weeks and second dose of Covaxin between 4–6 weeks.*
- *Covid vaccination is currently available to all above the age of 18*
- *Vaccination is available free of cost in all Government covid vaccination centers, and at a nominal rate (as per the GoI order F.No.2079203/2021/Immunization) in selected private Hospitals.*
- **ENSURE ALL YOUR ELIGIBLE FAMILY MEMBERS ARE PROTECTED BY RECEIVING ANY OF THE AVAILABLE COVID VACCINE.**
- **“BOTH COVAXIN AND COVISHIELD ARE EQUALLY EFFECTIVE AND SAFE”**
- **“BE FULLY PROTECTED – GET THE SECOND DOSE AT YOUR SCHEDULED TIME”**

### ANALYSIS

COVID-19 mass vaccinations are showing signs of preventing illness and steep decline in cases and hospital admissions in countries which done vaccination. Kerala started its vaccination for health care workers from January 16, 2021. The COVID-19 Vaccines Operational Guidelines issued by the Ministry of Health and Family Welfare, Govt. of India, 28th December 2020 and all subsequent Guidelines issued by Ministry of Health and Family Welfare, Govt of India are followed at the sites and all vaccination lanes

### Summary of COVID Vaccine Administered as on 15-12-2021 midnight

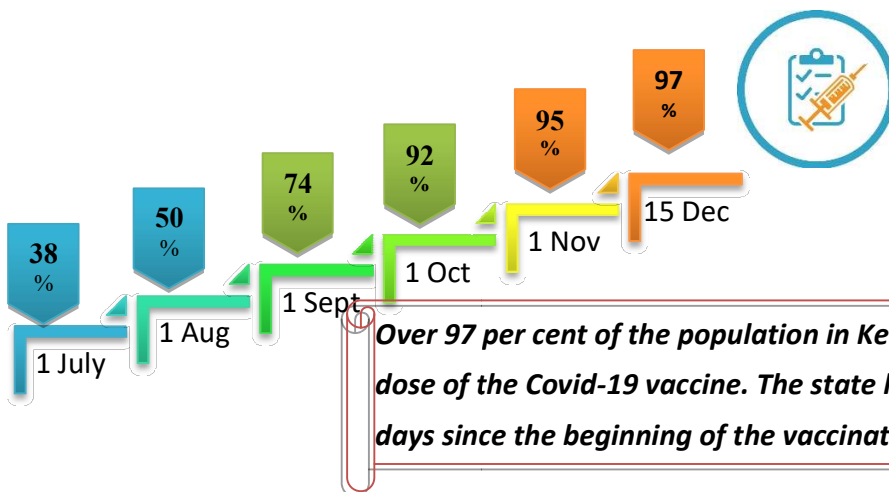


97% of eligible population vaccinated with a single dose till December 15

72% of eligible population vaccinated with double dose till December 15

State has vaccinated more than 97% of people aged more than 45 years with a single dose

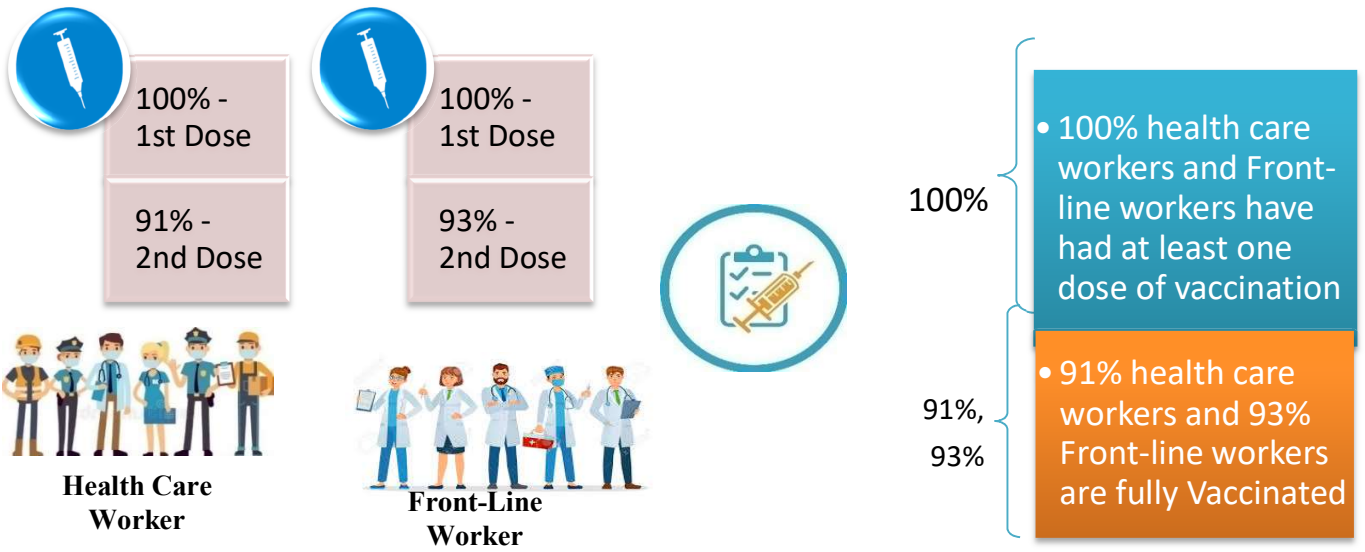
### Time Line of Vaccination Coverage



Kerala began administration of COVID 19 Vaccines on 16<sup>th</sup> January, 2021. As of 15<sup>th</sup> December 2021, Kerala has administered over 43 million doses overall, including first and second doses of vaccines.


**Over 97 per cent of the population in Kerala has been administered the first dose of the Covid-19 vaccine. The state has achieved the target within 333 days since the beginning of the vaccination drive on January 16.**

# Health Care Workers & Front-line Workers Vaccinated



## Are You Vaccinated? You Still Need to Practice: SMS

- Even after vaccination, follow COVID appropriate behavior
- Practice Social Distancing and greet without physical contact
- Always wear clean face mask
- Wash your hands thoroughly and frequently or use hand sanitizer
- Follow the current COVID 19 guidelines to prevent further spread
- Stay Safe. Stay Strong. Get Vaccinated



Even After Getting Vaccinated Keep Taking Precautions to Protect Your Self



# The Race Towards Full Vaccination - Weekly Trend

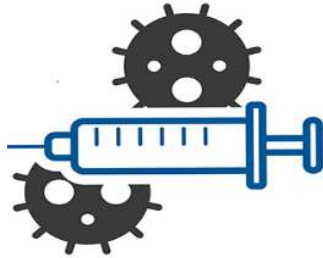
4<sup>th</sup> Dec – 10<sup>th</sup> Dec

Kerala Administered over

## 8.36 Lakh

COVID Vaccine Doses

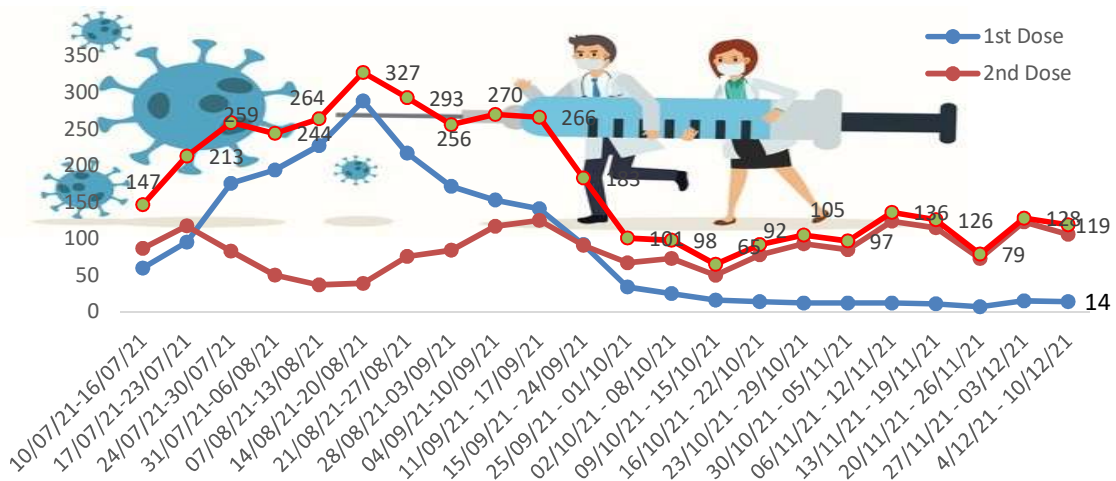
in the last 7 days  
(4<sup>th</sup> Dec to 10<sup>th</sup> Dec)



From 4<sup>th</sup> Dec to 10<sup>th</sup> Dec on average

**1.19 lakh** doses were administered daily.

Average Doses Administered Per day per week (in 1000)



Trend in average per day vaccination for the last two weeks



# Race Against Time – Vaccination Quarterly Status

(Q1:16<sup>th</sup> Jan-Mar, Q2: Apr-June, Q3: July-Sep)

## Daily Average Dozes Administered per Quarter

In the first Quarter, only 42201 first dozes and 5324 second dozes were administered daily on average. During the second and third quarters, the daily vaccination of the first and second dozes increased significantly.

Q1 : 16<sup>th</sup> Jan – Mar

Q2 : Apr - June

Q3 : July - Sep



## Vaccination Achievement per Quarter

In the third quarter of the immunization drive, 52% of the eligible population (18 + age) in Kerala were given the first dose and 29% the second dose.

## Dose Progression

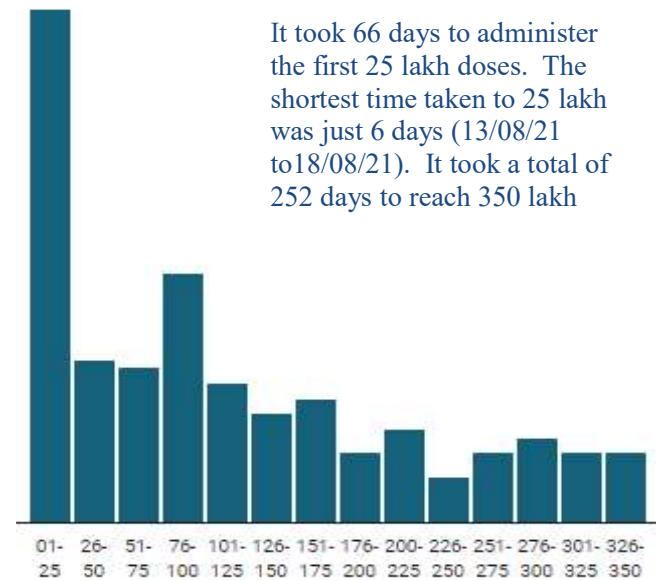
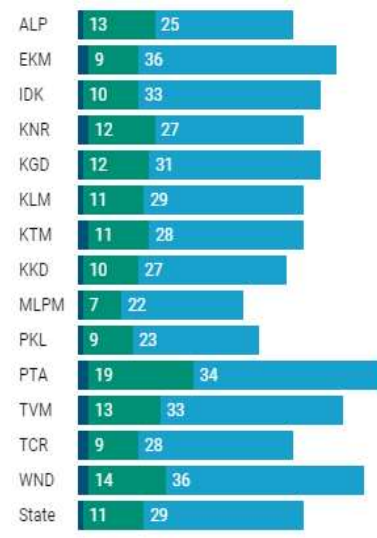
The chart shows the days taken for total COVID-19 Vaccination doses in Kerala to cross every 25 lakh dose mark

■ Q1 ■ Q2 ■ Q3

### First Dose

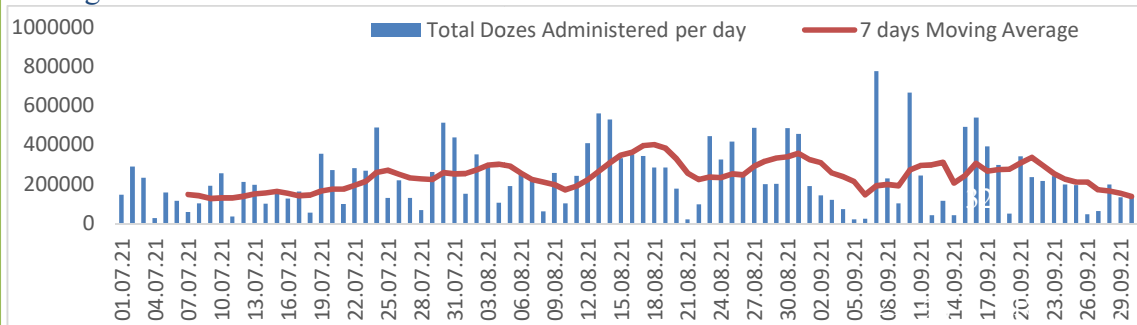


### Second Dose



## Vaccine Administered per Day and 7 days Moving Average in Last Quarter (July -

September) The seven-day moving average of daily doses in the last quarter showed a peak on August 18th and continued to fluctuate thereafter



The average rate of daily vaccination fell between the last two weeks of September compared to the first three weeks. On 20/09/2021 the total doses administered were 3.41 lakh, it declined thereafter and reached up to 1.34 lakh.

## Important Message to the Public

- a. *Infection or infection rate is only a part and disease manifestation of disease is to be monitored*
- b. *Fatality among vaccinated people is very less. Disease severity among vaccinated people is less.*
- c. *People with comorbidity should be careful. Once detected covid positive they should get admitted and do not stay at home.*
- d. *Death among non-vaccinated people, especially people with comorbidity is because of late arrival in hospitals*
- e. *Diabetes and Hypertension together is the most common cause of patient death if they arrive late.*
- f. *Vaccinated people, only if symptomatic are advised to consult Doctor.*
- g. *Non Vaccinated people, if symptomatic, may do RTPCR test*
- h. *Antigen testing is only for emergency purpose*
- i. *Non vaccinated people with co-morbidities to do testing by RTPCR and consult doctor*
- j. *Repeat RTPCR is not needed among the people who are detected COVID positive in the previous 2 months*
- k. *All young person detected positive and at home isolation should do glucose test*



TABLE1.Total Vaccination done in the State as on 15/12/2021 midnight

State Summary till			16/12/2021	at 12 AM		
District	Target	First Dose	Percentage *	Second Dose	Percentage*	Total Doses Administered
Alappuzha	1704179	1549119	91%	1282883	75%	28,32,002
Ernakulam	2954098	3017056	102%	2278808	77%	52,95,864
Idukki	869082	872067	100%	658964	76%	15,31,031
Kannur	1913861	1935851	101%	1492120	78%	34,27,971
Kasaragod	992363	933444	94%	717035	72%	16,50,479
Kollam	2093511	1994460	95%	1525043	73%	35,19,503
Kottayam	1562022	1507353	97%	1190677	76%	26,98,030
Kozhikode	2499523	2408100	96%	1654672	66%	40,62,772
Malappuram	2988358	2942357	98%	1710113	57%	46,52,470
Palakkad	2140261	2054186	96%	1408587	66%	34,62,773
Pathanamthitta	1036488	1063822	103%	852151	82%	19,15,973
Thiruvananthapuram	2675400	2624263	98%	2076669	78%	47,00,932
Thrissur	2545664	2354361	92%	1890072	74%	42,44,433
Wayanad	659698	670871	102%	555500	84%	12,26,371
<b>Grand Total</b>	<b>26634508</b>	<b>25927310</b>	<b>97%</b>	<b>19293294</b>	<b>72%</b>	<b>4,52,20,604</b>
	*Revised target population(> 18 years) as per MOHFW is 2.67 crores *As per letter from Additional Secretary MOHFW- D O No 2317579/2021/Imm dated 15/09/2021					

TABLE2.Covid-19 Vaccination Center Functional in the State as on 15/12/2021 midnight

<i>DISTRICTS</i>	Public	Private	Total
Alappuzha	2	7	9
Ernakulam	11	46	57
Idukki	10	4	14
Kannur	11	9	20
Kasaragod	40	4	44
Kollam	26	26	52
Kottayam	10	10	20
Kozhikode	85	16	101
Malappuram	31	10	41
Palakkad	51	16	67
Pathanamthitta	1	8	9
Thiruvananthapuram	17	25	42
Thrissur	61	35	96
Wayanad	59	2	61
<b>GrandTotal</b>	<b>415</b>	<b>218</b>	<b>633</b>

TABLE3. Health Care Workers Coverage as on 15/12/2021 midnight

<i>DISTRICT</i>	<i>1<sup>ST</sup> DOSE</i>	<i>Percentage</i>	<i>2<sup>ND</sup> DOSE</i>	<i>Percentage Fully Vaccinated</i>
<b>Alappuzha</b>	29006	100%	26922	93%
<b>Ernakulam</b>	85552	100%	74869	88%
<b>Idukki</b>	13549	100%	12868	95%
<b>Kannur</b>	40376	100%	37067	92%
<b>Kasaragod</b>	11610	100%	10685	92%
<b>Kollam</b>	36027	100%	33335	93%
<b>Kottayam</b>	38693	100%	35799	93%
<b>Kozhikode</b>	52729	100%	47400	90%
<b>Malappuram</b>	44821	100%	41262	92%
<b>Palakkad</b>	34668	100%	31390	91%
<b>Pathanamthitta</b>	29327	100%	24760	84%
<b>Thiruvananthapuram</b>	73406	100%	65586	89%
<b>Thrissur</b>	51908	100%	48673	94%
<b>Wayanad</b>	13975	100%	13179	94%
<b>GrandTotal</b>	<b>555647</b>	<b>100%</b>	<b>503795</b>	<b>91%</b>

TABLE4. Frontline workers Coverage as on 15/12/2021 midnight

<i>DISTRICT</i>	<i>1<sup>ST</sup> DOSE</i>	<i>Percentage</i>	<i>2<sup>nd</sup> DOSE</i>	<i>Percentage Fully Vaccinated</i>
<b>Alappuzha</b>	39115	100%	36443	93%
<b>Ernakulam</b>	54913	100%	49902	91%
<b>Idukki</b>	22986	100%	21063	92%
<b>Kannur</b>	41370	100%	39776	96%
<b>Kasaragod</b>	24611	100%	22262	90%
<b>Kollam</b>	42215	100%	38294	91%
<b>Kottayam</b>	32128	100%	30325	94%
<b>Kozhikode</b>	55258	100%	52077	94%
<b>Malappuram</b>	53904	100%	50801	94%
<b>Palakkad</b>	48087	100%	44965	94%
<b>Pathanamthitta</b>	25243	100%	22285	88%
<b>Thiruvananthapuram</b>	72962	100%	66833	92%
<b>Thrissur</b>	41900	100%	40398	96%
<b>Wayanad</b>	17017	100%	15986	94%
<b>GrandTotal</b>	<b>571709</b>	<b>100%</b>	<b>531410</b>	<b>93%</b>



TABLE5.Age-Appropriate Group (≥45Years) Coverage as on 15/12/2021 midnight

Age appropriate group (≥45years) Coverage as on 16/12/2021,12AM					
District	Target	1 <sup>st</sup> dose coverage	Percentage	2nd dose	Percentage Fully Vaccinated*
Alappuzha	960001	859221	90%	743009	77%
Ernakulam	1483234	1448470	98%	1226938	83%
Idukki	431545	438938	102%	367128	85%
Kannur	965897	952101	99%	811150	84%
Kasaragod	435487	430379	99%	364385	84%
Kollam	1038759	1048129	101%	868027	84%
Kottayam	896478	826354	92%	693470	77%
Kozhikode	1185845	1170310	99%	943600	80%
Malappuram	1210980	1186843	98%	870268	72%
Palakkad	1051934	973886	93%	780837	74%
Pathanamthitta	575669	590669	103%	512332	89%
Thiruvananthapuram	1366301	1303428	95%	1104308	81%
Thrissur	1271199	1239410	97%	1062403	84%
Wayanad	298546	304201	102%	270377	91%
<b>Grand Total</b>	<b>13171875</b>	<b>12772339</b>	<b>97%</b>	<b>10618232</b>	<b>81%</b>

\*Among those who took 1<sup>st</sup> Dose

TABLE6.Age-Appropriate Group (18-44Years) Coverage as on 15/12/2021 midnight

18-44 years Coverage as on16/12/2021 at 12 AM					
District	Target	First Dose		2nd Dose	Percentage fully vaccinated*
		1st Dose Coverage	Percentage	Coverage	
Alappuzha	744178	621777	84%	476509	64%
Ernakulam	1470864	1428121	97%	927099	63%
Idukki	437537	396594	91%	257905	59%
Kannur	947964	902004	95%	604127	64%
Kasaragod	556876	466844	84%	319703	57%
Kollam	1054752	868089	82%	585387	55%
Kottayam	665544	610178	92%	431083	65%
Kozhikode	1313678	1129803	86%	611595	47%
Malappuram	1777378	1656789	93%	747782	42%
Palakkad	1088327	997545	92%	551395	51%
Pathanamthitta	460819	418583	91%	292774	64%
Thiruvananthapuram	1309099	1174467	90%	839942	64%
Thrissur	1274465	1021143	80%	738598	58%
Wayanad	361152	335678	93%	255958	71%
<b>Grand Total</b>	<b>13462633</b>	<b>12027615</b>	<b>89%</b>	<b>7639857</b>	<b>57%</b>

\*Among those who have taken first dose

TABLE7. Achievement for the day 15/12/2021 midnight

<i>DISTRICT</i>	<i>1<sup>st</sup> Dose</i>	<i>2<sup>nd</sup> Dose</i>	<i>Total</i>
Alappuzha	208	1540	1748
Ernakulam	437	3559	3996
Idukki	80	699	779
Kannur	144	1549	1693
Kasaragod	439	2927	3366
Kollam	377	3596	3973
Kottayam	176	1466	1642
Kozhikode	783	5797	6580
Malappuram	1161	9505	10666
Palakkad	402	3351	3753
Pathanamthitta	11	175	186
Thiruvananthapuram	436	3544	3980
Thrissur	921	9749	10670
Wayanad	258	1920	2178
<b>Grand Total</b>	<b>5833</b>	<b>49377</b>	<b>55210</b>

\*\* Vaccine stock details couldn't be downloaded from e-VIN portal as the portal is down.

TABLE9. COVID Vaccination related sites

<a href="mailto:support@cowin.gov.in">support@cowin.gov.in</a> <a href="https://www.cowin.gov.in/home">https://www.cowin.gov.in/home</a> <a href="https://dashboard.kerala.gov.in/">https://dashboard.kerala.gov.in/</a> <a href="https://dhs.kerala.gov.in/https://aogyakeralam.gov.in/https://sha.kerala.gov.in/">https://dhs.kerala.gov.in/https://aogyakeralam.gov.in/https://sha.kerala.gov.in/</a>
---

*TABLE 10. COVID Vaccination related Helpline numbers*

<b>National/State/District</b>	<b>Line1</b>	<b>Line2</b>	<b>Line3</b>
National Helpline	1075	+91 1123978046	0120 4473222
Disha	1056	04712552056	
StateCallCenter	04712309251	04712309252	04712309255
Thiruvananthapuram	9188610100	1077	
Kollam	04742797609	8589015556	
Pathanamthitta	04682222515	04682228220	
Alappuzha	04772239999		
Kottayam	04812565200	04812304800	04812581900
Idukki	18004255640	04862232220	04862233118
Ernakulam	9072303861		
Thrissur	9400066921	9400066922	9400066923
Palakkad	04912505264	04912505189	8943341439
Malappuram	04832733253	04832737858	04832733252
Kozhikode	7594001442		
Wayanad	04936202343	04936202375	9072510900
Kannur	04972700194		
Kasargod	9061076590	9061079244	9061078026