



കേരള സർക്കാർ

COVID-19 OUTBREAK CONTROL AND PREVENTION STATE  
CELL HEALTH & FAMILY WELFARE DEPARTMENT  
Govt of Kerala  
[www.health.kerala.gov.in](http://www.health.kerala.gov.in)

[www.dhs.kerala.gov.in](http://www.dhs.kerala.gov.in)

[controlroomdhskerala@gmail.com](mailto:controlroomdhskerala@gmail.com)

**KeralaHEALTH- COVID-19 DAILY VACCINATION BULLETIN**

**Date: 16/12/2021**

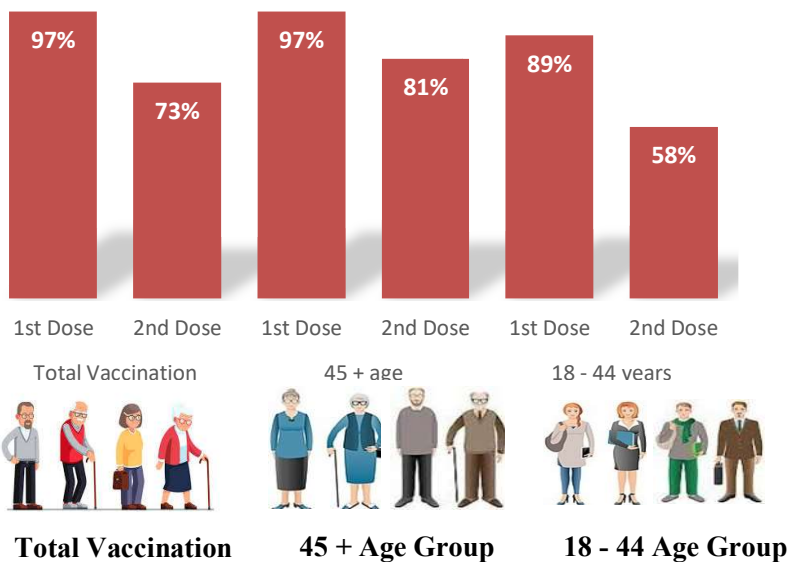
**OUR HEALTH OUR RESPONSIBILITY  
VACCINE ADVISORY**

- *People who are vaccinated with Covid Vaccine are reported to have reduced Covid related ICU admissions, serious disease and death.*
- *Early vaccination is useful to safeguard our life from this deadly disease.*
- *Vaccination sessions are planned as per the availability of vaccine. All are requested to cooperate.*
- *After receiving the first dose, second dose of Covishield vaccine is to be taken between 12–16 weeks and second dose of Covaxin between 4–6 weeks.*
- *Covid vaccination is currently available to all above the age of 18*
- *Vaccination is available free of cost in all Government covid vaccination centers, and at a nominal rate (as per the GoI order F.No.2079203/2021/Immunization) in selected private Hospitals.*
- **ENSURE ALL YOUR ELIGIBLE FAMILY MEMBERS ARE PROTECTED BY RECEIVING ANY OF THE AVAILABLE COVID VACCINE.**
- **“BOTH COVAXIN AND COVISHIELD ARE EQUALLY EFFECTIVE AND SAFE”**
- **“BE FULLY PROTECTED – GET THE SECOND DOSE AT YOUR SCHEDULED TIME”**

### ANALYSIS

COVID-19 mass vaccinations are showing signs of preventing illness and steep decline in cases and hospital admissions in countries which done vaccination. Kerala started its vaccination for health care workers from January 16, 2021. The COVID-19 Vaccines Operational Guidelines issued by the Ministry of Health and Family Welfare, Govt. of India, 28th December 2020 and all subsequent Guidelines issued by Ministry of Health and Family Welfare, Govt of India are followed at the sites and all vaccination lanes

### Summary of COVID Vaccine Administered as on 16-12-2021 midnight

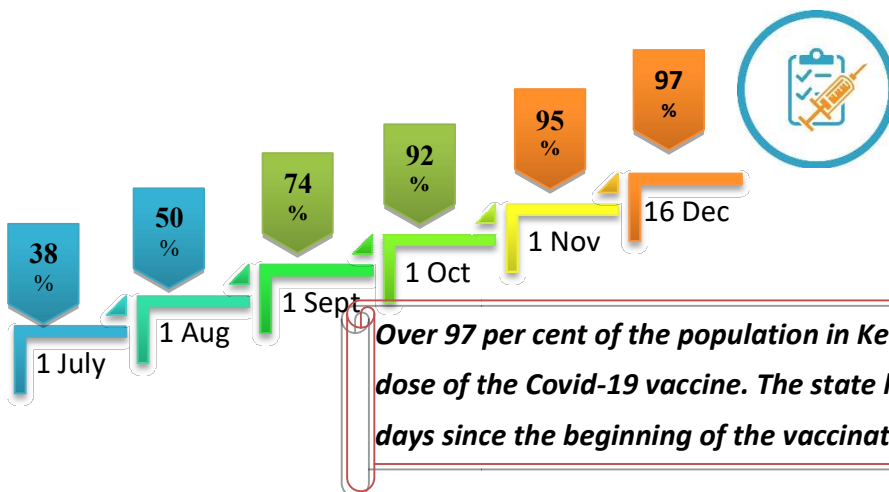


97% of eligible population vaccinated with a single dose till December 16

73% of eligible population vaccinated with double dose till December 16

State has vaccinated more than 97% of people aged more than 45 years with a single dose

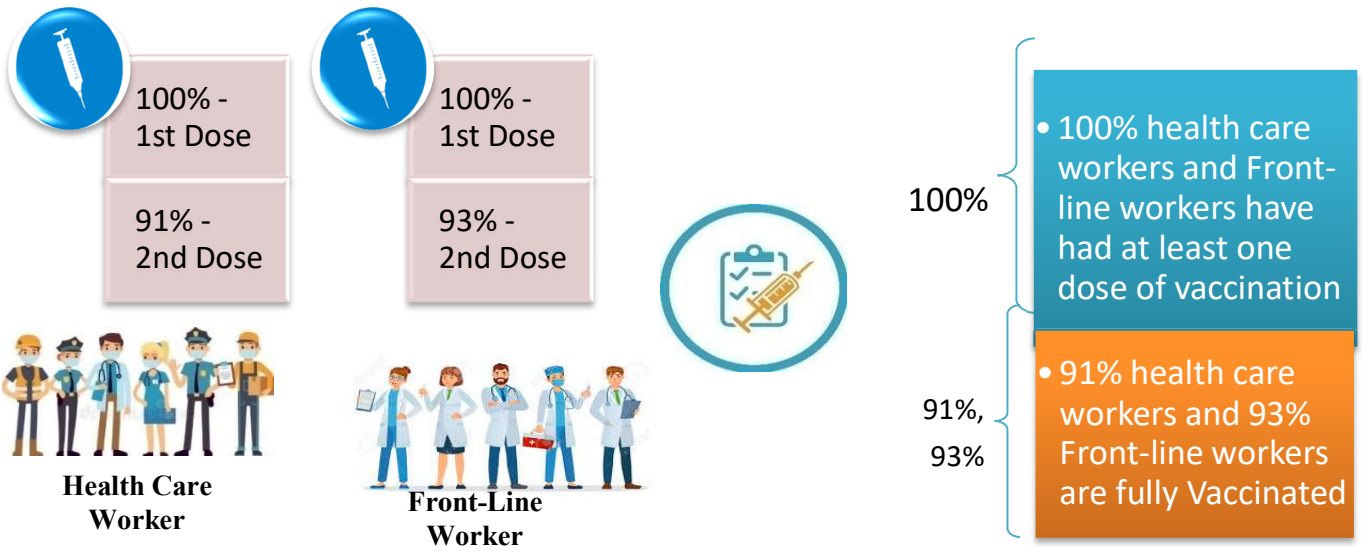
### Time Line of Vaccination Coverage



Kerala began administration of COVID 19 Vaccines on 16<sup>th</sup> January, 2021. As of 16<sup>th</sup> December 2021, Kerala has administered over 43 million doses overall, including first and second doses of vaccines.


**Over 97 per cent of the population in Kerala has been administered the first dose of the Covid-19 vaccine. The state has achieved the target within 334 days since the beginning of the vaccination drive on January 16.**

# Health Care Workers & Front-line Workers Vaccinated



## Are You Vaccinated? You Still Need to Practice: SMS

- Even after vaccination, follow COVID appropriate behavior
- Practice Social Distancing and greet without physical contact
- Always wear clean face mask
- Wash your hands thoroughly and frequently or use hand sanitizer
- Follow the current COVID 19 guidelines to prevent further spread
- Stay Safe. Stay Strong. Get Vaccinated



Even After Getting Vaccinated Keep Taking Precautions to Protect Your Self

			
<b>GET VACCINATED</b>	<b>WASH YOUR HANDS</b>	<b>WEAR A MASK</b>	<b>KEEP YOUR DISTANCE</b>

# The Race Towards Full Vaccination - Weekly Trend

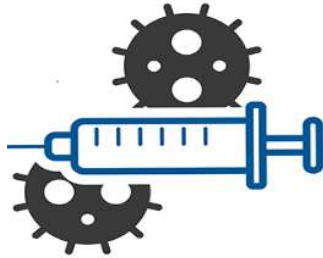
4<sup>th</sup> Dec – 10<sup>th</sup> Dec

Kerala Administered over

## 8.36 Lakh

COVID Vaccine Doses

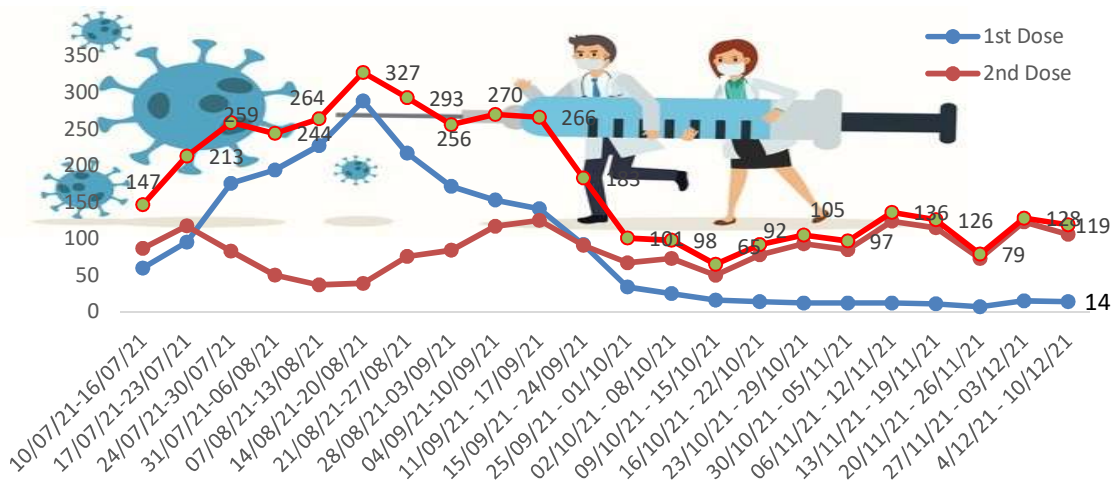
in the last 7 days  
(4<sup>th</sup> Dec to 10<sup>th</sup> Dec)



From 4<sup>th</sup> Dec to 10<sup>th</sup> Dec on average

**1.19 lakh** doses were administered daily.

Average Doses Administered Per day per week (in 1000)



Trend in average per day vaccination for the last two weeks



# Race Against Time – Vaccination Quarterly Status

(Q1: 16<sup>th</sup> Jan-Mar, Q2: Apr-June, Q3: July-Sep)

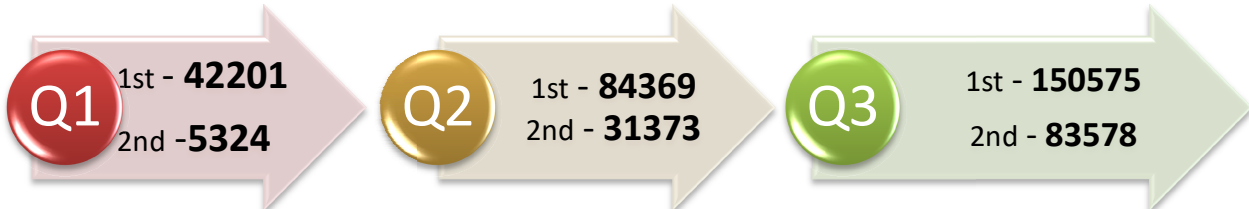
## Daily Average Dozes Administered per Quarter

In the first Quarter, only 42201 first dozes and 5324 second dozes were administered daily on average. During the second and third quarters, the daily vaccination of the first and second dozes increased significantly.

Q1 : 16<sup>th</sup> Jan – Mar

Q2 : Apr - June

Q3 : July - Sep



## Vaccination Achievement per Quarter

In the third quarter of the immunization drive, 52% of the eligible population (18 + age) in Kerala were given the first dose and 29% the second dose.

## Dose Progression

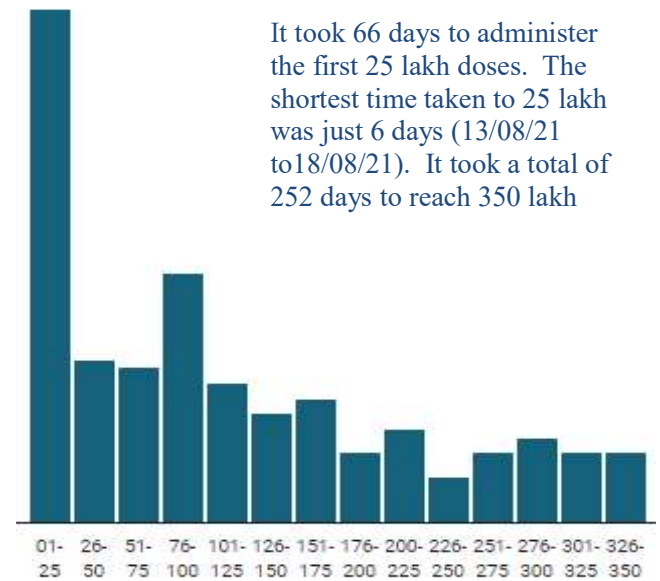
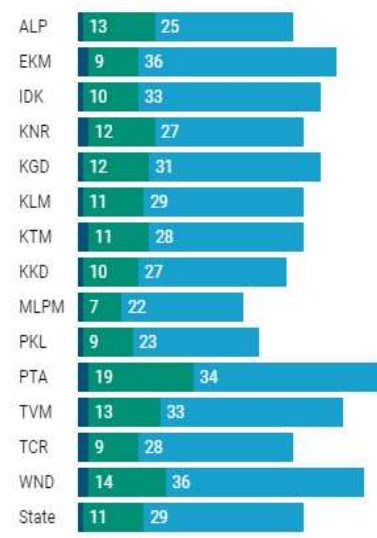
The chart shows the days taken for total COVID-19 Vaccination doses in Kerala to cross every 25 lakh dose mark

■ Q1 ■ Q2 ■ Q3

### First Dose

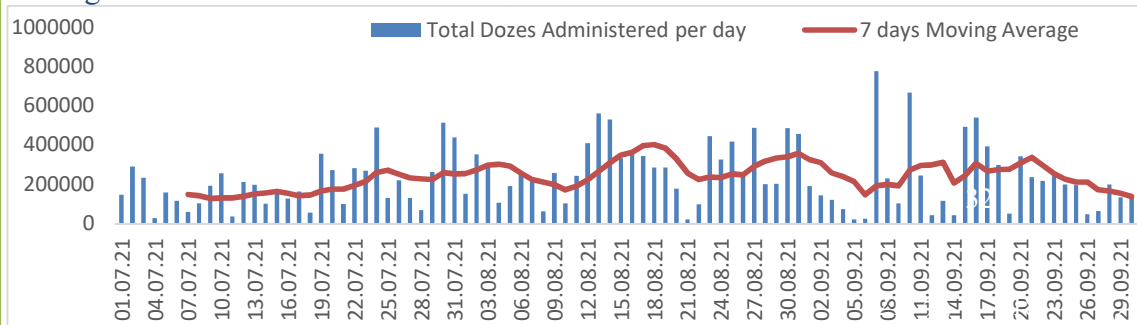


### Second Dose



## Vaccine Administered per Day and 7 days Moving Average in Last Quarter (July -

September) The seven-day moving average of daily doses in the last quarter showed a peak on August 18th and continued to fluctuate thereafter



The average rate of daily vaccination fell between the last two weeks of September compared to the first three weeks. On 20/09/2021 the total doses administered were 3.41 lakh, it declined thereafter and reached up to 1.34 lakh.

## Important Message to the Public

- a. *Infection or infection rate is only a part and disease manifestation of disease is to be monitored*
- b. *Fatality among vaccinated people is very less. Disease severity among vaccinated people is less.*
- c. *People with comorbidity should be careful. Once detected covid positive they should get admitted and do not stay at home.*
- d. *Death among non-vaccinated people, especially people with comorbidity is because of late arrival in hospitals*
- e. *Diabetes and Hypertension together is the most common cause of patient death if they arrive late.*
- f. *Vaccinated people, only if symptomatic are advised to consult Doctor.*
- g. *Non Vaccinated people, if symptomatic, may do RTPCR test*
- h. *Antigen testing is only for emergency purpose*
- i. *Non vaccinated people with co-morbidities to do testing by RTPCR and consult doctor*
- j. *Repeat RTPCR is not needed among the people who are detected COVID positive in the previous 2 months*
- k. *All young person detected positive and at home isolation should do glucose test*

TABLE1.Total Vaccination done in the State as on 16/12/2021 midnight

State Summary till			17/12/2021	at 12 AM		
District	Target	First Dose	Percentage *	Second Dose	Percentage*	Total Doses Administered
Alappuzha	1704179	1550085	91%	1293508	76%	28,43,593
Ernakulam	2954098	3018875	102%	2294980	78%	53,13,855
Idukki	869082	872500	100%	663382	76%	15,35,882
Kannur	1913861	1936614	101%	1499758	78%	34,36,372
Kasaragod	992363	934029	94%	721072	73%	16,55,101
Kollam	2093511	1995759	95%	1537915	73%	35,33,674
Kottayam	1562022	1508493	97%	1200984	77%	27,09,477
Kozhikode	2499523	2409811	96%	1669491	67%	40,79,302
Malappuram	2988358	2946372	99%	1742799	58%	46,89,171
Palakkad	2140261	2057149	96%	1433390	67%	34,90,539
Pathanamthitta	1036488	1064248	103%	855678	83%	19,19,926
Thiruvananthapuram	2675400	2625074	98%	2083277	78%	47,08,351
Thrissur	2545664	2355956	93%	1908325	75%	42,64,281
Wayanad	659698	671113	102%	557178	84%	12,28,291
<b>Grand Total</b>	<b>26634508</b>	<b>25946078</b>	<b>97%</b>	<b>19461737</b>	<b>73%</b>	<b>4,54,07,815</b>
	*Revised target population(> 18 years) as per MOHFW is 2.67 crores *As per letter from Additional Secretary MOHFW- D O No 2317579/2021/Imm dated 15/09/2021					

TABLE2.Covid-19 Vaccination Center Functional in the State as on 16/12/2021 midnight

<i>DISTRICTS</i>	Public	Private	Total
Alappuzha	86	8	94
Ernakulam	85	41	126
Idukki	33	4	37
Kannur	47	9	56
Kasaragod	49	4	53
Kollam	96	26	122
Kottayam	107	9	116
Kozhikode	90	16	106
Malappuram	121	12	133
Palakkad	100	16	116
Pathanamthitta	62	14	76
Thiruvananthapuram	61	22	83
Thrissur	95	35	130
Wayanad	59	2	61
<b>GrandTotal</b>	<b>1091</b>	<b>218</b>	<b>1309</b>

TABLE3. Health Care Workers Coverage as on 16/12/2021 midnight

<i>DISTRICT</i>	<i>1<sup>ST</sup> DOSE</i>	<i>Percentage</i>	<i>2<sup>ND</sup> DOSE</i>	<i>Percentage Fully Vaccinated</i>
<b>Alappuzha</b>	29006	100%	26925	93%
<b>Ernakulam</b>	85552	100%	74894	88%
<b>Idukki</b>	13549	100%	12873	95%
<b>Kannur</b>	40376	100%	37069	92%
<b>Kasaragod</b>	11610	100%	10685	92%
<b>Kollam</b>	36027	100%	33344	93%
<b>Kottayam</b>	38693	100%	35811	93%
<b>Kozhikode</b>	52729	100%	47406	90%
<b>Malappuram</b>	44821	100%	41280	92%
<b>Palakkad</b>	34668	100%	31401	91%
<b>Pathanamthitta</b>	29327	100%	24769	84%
<b>Thiruvananthapuram</b>	73406	100%	65595	89%
<b>Thrissur</b>	51908	100%	48682	94%
<b>Wayanad</b>	13975	100%	13183	94%
<b>GrandTotal</b>	<b>555647</b>	<b>100%</b>	<b>503917</b>	<b>91%</b>

TABLE4. Frontline workers Coverage as on 16/12/2021 midnight

<i>DISTRICT</i>	<i>1<sup>ST</sup> DOSE</i>	<i>Percentage</i>	<i>2<sup>nd</sup> DOSE</i>	<i>Percentage Fully Vaccinated</i>
<b>Alappuzha</b>	39115	100%	36450	93%
<b>Ernakulam</b>	54913	100%	49911	91%
<b>Idukki</b>	22986	100%	21075	92%
<b>Kannur</b>	41370	100%	39776	96%
<b>Kasaragod</b>	24611	100%	22264	90%
<b>Kollam</b>	42215	100%	38303	91%
<b>Kottayam</b>	32129	100%	30334	94%
<b>Kozhikode</b>	55258	100%	52088	94%
<b>Malappuram</b>	53904	100%	50811	94%
<b>Palakkad</b>	48087	100%	44985	94%
<b>Pathanamthitta</b>	25244	100%	22292	88%
<b>Thiruvananthapuram</b>	72962	100%	66846	92%
<b>Thrissur</b>	41900	100%	40404	96%
<b>Wayanad</b>	17017	100%	15993	94%
<b>GrandTotal</b>	<b>571711</b>	<b>100%</b>	<b>531532</b>	<b>93%</b>



TABLE5.Age-Appropriate Group (≥45Years) Coverage as on 16/12/2021 midnight

Age appropriate group (≥45years) Coverage as on 17/12/2021,12AM					
District	Target	1 <sup>st</sup> dose coverage	Percentage	2nd dose	Percentage Fully Vaccinated*
Alappuzha	960001	859518	90%	746681	78%
Ernakulam	1483234	1448888	98%	1231421	83%
Idukki	431545	439047	102%	368299	85%
Kannur	965897	952272	99%	813497	84%
Kasaragod	435487	430500	99%	365255	84%
Kollam	1038759	1048502	101%	872186	84%
Kottayam	896478	826731	92%	697368	78%
Kozhikode	1185845	1170693	99%	947426	80%
Malappuram	1210980	1187633	98%	878224	73%
Palakkad	1051934	974515	93%	787419	75%
Pathanamthitta	575669	590783	103%	513212	89%
Thiruvananthapuram	1366301	1303621	95%	1106229	81%
Thrissur	1271199	1239851	98%	1068204	84%
Wayanad	298546	304247	102%	270690	91%
<b>Grand Total</b>	<b>13171875</b>	<b>12776801</b>	<b>97%</b>	<b>10666111</b>	<b>81%</b>

\*Among those who took 1<sup>st</sup> Dose

TABLE6.Age-Appropriate Group (18-44Years) Coverage as on 16/12/2021 midnight

18-44 years Coverage as on17/12/2021 at 12 AM					
District	Target	First Dose		2nd Dose	Percentage fully vaccinated*
		1st Dose Coverage	Percentage	Coverage	
Alappuzha	744178	622446	84%	483452	65%
Ernakulam	1470864	1429522	97%	938754	64%
Idukki	437537	396918	91%	261135	60%
Kannur	947964	902596	95%	609416	64%
Kasaragod	556876	467308	84%	322868	58%
Kollam	1054752	869015	82%	594082	56%
Kottayam	665544	610940	92%	437471	66%
Kozhikode	1313678	1131131	86%	622571	47%
Malappuram	1777378	1660014	93%	772484	43%
Palakkad	1088327	999879	92%	569585	52%
Pathanamthitta	460819	418894	91%	295405	64%
Thiruvananthapuram	1309099	1175085	90%	844607	65%
Thrissur	1274465	1022297	80%	751035	59%
Wayanad	361152	335874	93%	257312	71%
<b>Grand Total</b>	<b>13462633</b>	<b>12041919</b>	<b>89%</b>	<b>7760177</b>	<b>58%</b>

\*Among those who have taken first dose

TABLE7. Achievement for the day 16/12/2021 midnight

<i>DISTRICT</i>	<i>1<sup>st</sup> Dose</i>	<i>2<sup>nd</sup> Dose</i>	<i>Total</i>
Alappuzha	965	10615	11580
Ernakulam	1816	16143	17959
Idukki	429	4297	4726
Kannur	760	7596	8356
Kasaragod	585	4037	4622
Kollam	1297	12856	14153
Kottayam	1140	10307	11447
Kozhikode	1699	14777	16476
Malappuram	4014	32661	36675
Palakkad	2954	24750	27704
Pathanamthitta	426	3524	3950
Thiruvananthapuram	811	6607	7418
Thrissur	1595	18249	19844
Wayanad	234	1629	1863
<b>Grand Total</b>	<b>18725</b>	<b>168048</b>	<b>186773</b>

\*\* Vaccine stock details couldn't be downloaded from e-VIN portal as the portal is down.

TABLE9. COVID Vaccination related sites

<a href="mailto:support@cowin.gov.in">support@cowin.gov.in</a> <a href="https://www.cowin.gov.in/home">https://www.cowin.gov.in/home</a> <a href="https://dashboard.kerala.gov.in/">https://dashboard.kerala.gov.in/</a> <a href="https://dhs.kerala.gov.in/https://aogyakeralam.gov.in/https://sha.kerala.gov.in/">https://dhs.kerala.gov.in/https://aogyakeralam.gov.in/https://sha.kerala.gov.in/</a>
---

TABLE 10. COVID Vaccination related Helpline numbers

<b>National/State/District</b>	<b>Line1</b>	<b>Line2</b>	<b>Line3</b>
National Helpline	1075	+91 1123978046	0120 4473222
Disha	1056	04712552056	
StateCallCenter	04712309251	04712309252	04712309255
Thiruvananthapuram	9188610100	1077	
Kollam	04742797609	8589015556	
Pathanamthitta	04682222515	04682228220	
Alappuzha	04772239999		
Kottayam	04812565200	04812304800	04812581900
Idukki	18004255640	04862232220	04862233118
Ernakulam	9072303861		
Thrissur	9400066921	9400066922	9400066923
Palakkad	04912505264	04912505189	8943341439
Malappuram	04832733253	04832737858	04832733252
Kozhikode	7594001442		
Wayanad	04936202343	04936202375	9072510900
Kannur	04972700194		
Kasargod	9061076590	9061079244	9061078026