



കേരള സർക്കാർ

COVID-19 OUTBREAK CONTROL AND PREVENTION STATE
CELL HEALTH & FAMILY WELFARE DEPARTMENT
Govt of Kerala
www.health.kerala.gov.in

www.dhs.kerala.gov.in

controlroomdhskerala@gmail.com

KeralaHEALTH- COVID-19 DAILY VACCINATION BULLETIN

Date: 17/12/2021

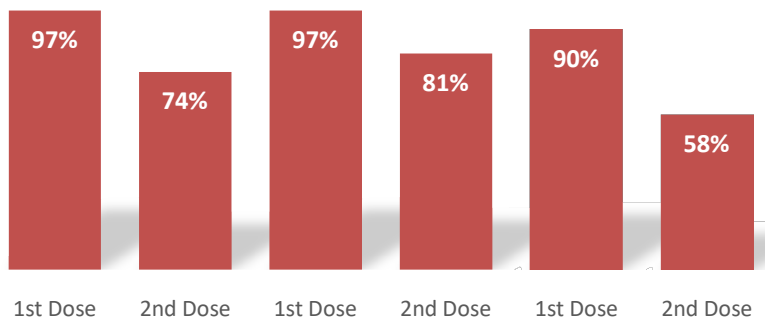
**OUR HEALTH OUR RESPONSIBILITY
VACCINE ADVISORY**

- *People who are vaccinated with Covid Vaccine are reported to have reduced Covid related ICU admissions, serious disease and death.*
- *Early vaccination is useful to safeguard our life from this deadly disease.*
- *Vaccination sessions are planned as per the availability of vaccine. All are requested to cooperate.*
- *After receiving the first dose, second dose of Covishield vaccine is to be taken between 12–16 weeks and second dose of Covaxin between 4-6 weeks.*
- *Covid vaccination is currently available to all above the age of 18.*
- *Vaccination is available free of cost in all Government covid vaccination centers, and at a nominal rate (as per the GoI order F.No.2079203/2021/Immunization) in selected private Hospitals.*
- **ENSURE ALL YOUR ELIGIBLE FAMILY MEMBERS ARE PROTECTED BY RECEIVING ANY OF THE AVAILABLE COVID VACCINE.**
- **“BOTH COVAXIN AND COVISHIELD ARE EQUALLY EFFECTIVE AND SAFE”**
- **“BE FULLY PROTECTED – GET THE SECOND DOSE AT YOUR SCHEDULED TIME”**

ANALYSIS

COVID-19 mass vaccinations are showing signs of preventing illness and steep decline in cases and hospital admissions in countries which done vaccination. Kerala started its vaccination for health care workers from January 16, 2021. The COVID-19 Vaccines Operational Guidelines issued by the Ministry of Health and Family Welfare, Govt. of India, 28th December 2020 and all subsequent Guidelines issued by Ministry of Health and Family Welfare, Govt of India are followed at the sites and all vaccination lanes

Summary of COVID Vaccine Administered as on 17-12-2021 midnight



97% of eligible population vaccinated with a single dose till December 17

97%

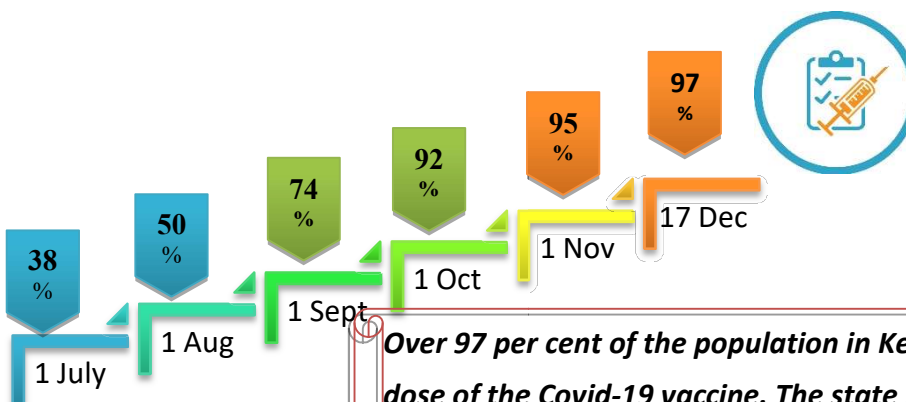
74% of eligible population vaccinated with double dose till December 17

74%

State has vaccinated more than 97% of people aged more than 45 years with a single dose

97%

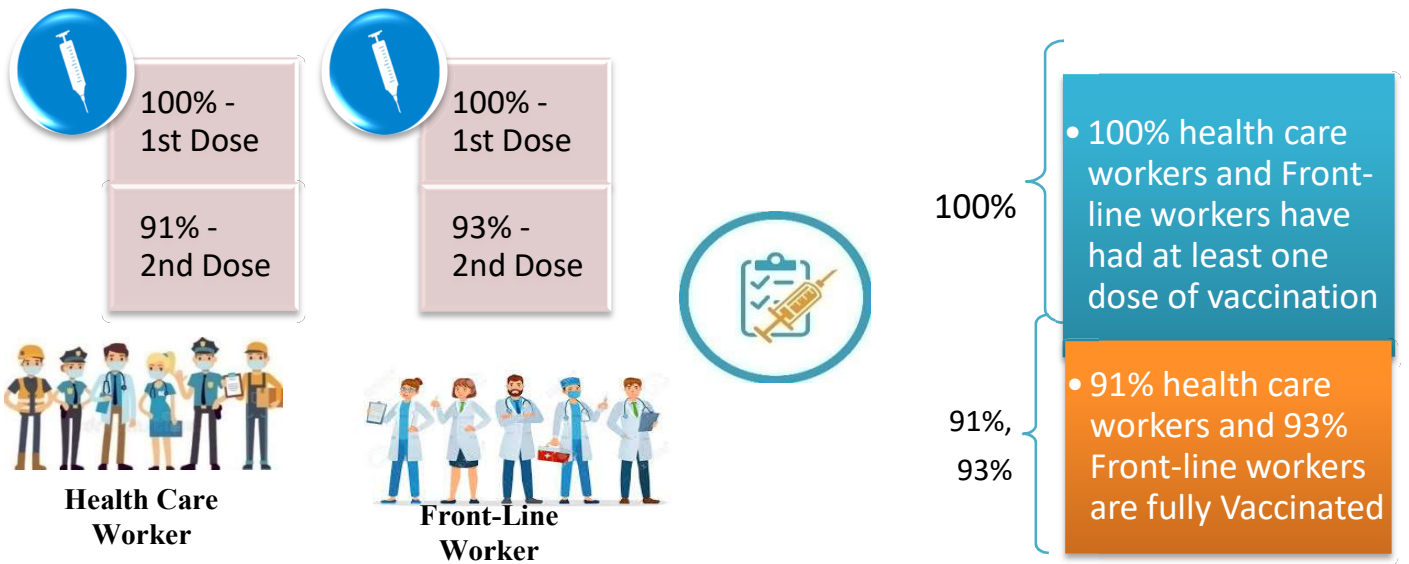
Time Line of Vaccination Coverage



Kerala began administration of COVID 19 Vaccines on 16th January, 2021. As of 17th December 2021, Kerala has administered over 43 million doses overall, including first and second doses of vaccines.


Over 97 per cent of the population in Kerala has been administered the first dose of the Covid-19 vaccine. The state has achieved the target within 335 days since the beginning of the vaccination drive on January 16.

Health Care Workers & Front-line Workers Vaccinated



Are You Vaccinated? You Still Need to Practice: SMS

- Even after vaccination, follow COVID appropriate behavior
- Practice Social Distancing and greet without physical contact
- Always wear clean face mask
- Wash your hands thoroughly and frequently or use hand sanitizer
- Follow the current COVID 19 guidelines to prevent further spread
- Stay Safe. Stay Strong. Get Vaccinated



Even After Getting Vaccinated Keep Taking Precautions to Protect Your Self



The Race Towards Full Vaccination - Weekly Trend

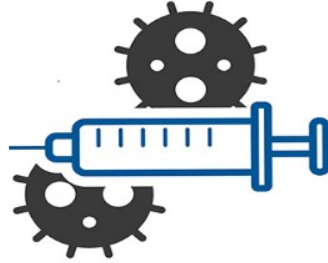
4th Dec – 10th Dec

Kerala Administered over

8.36 Lakh

COVID Vaccine Doses

in the last 7 days
(4th Dec to 10th Dec)

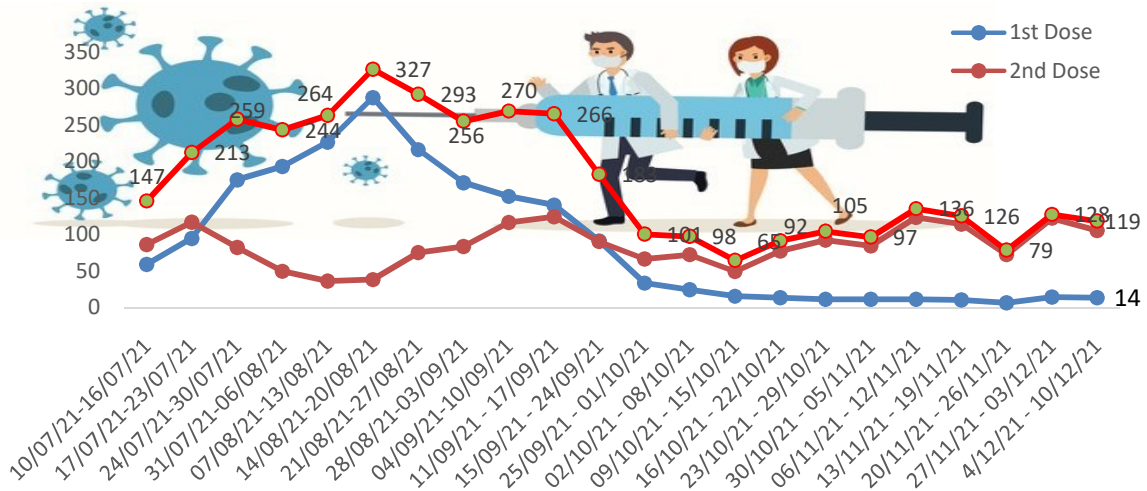


From 4th Dec to 10th Dec on average

1.19 lakh

doses were administered daily.

Average Doses Administered Per day per week (in 1000)



Trend in average per day vaccination for the last two weeks



Race Against Time – Vaccination Quarterly Status

(Q1: 16th Jan-Mar, Q2: Apr-June, Q3: July-Sep)

Daily Average Dozes Administered per Quarter

In the first Quarter, only 42201 first dozes and 5324 second dozes were administered daily on average. During the second and third quarters, the daily vaccination of the first and second dozes increased significantly.

Q1 : 16th Jan – Mar

Q2 : Apr - June

Q3 : July - Sep



Vaccination Achievement per Quarter

In the third quarter of the immunization drive, 52% of the eligible population (18 + age) in Kerala were given the first dose and 29% the second dose.

Dose Progression

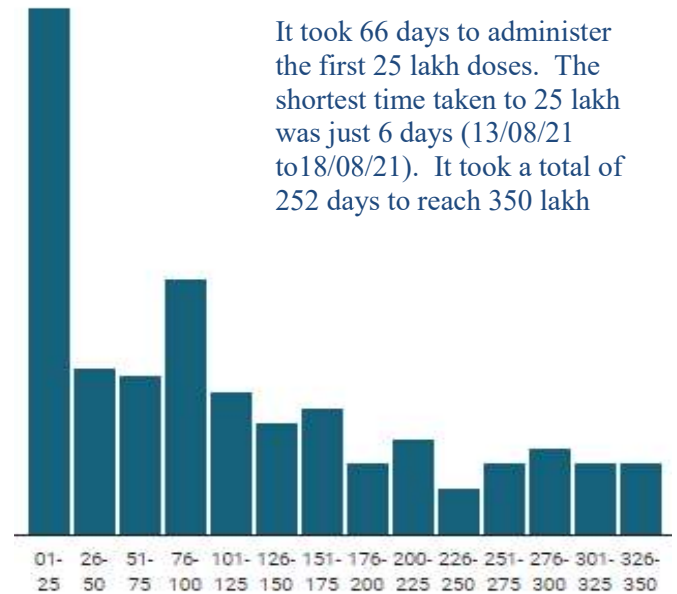
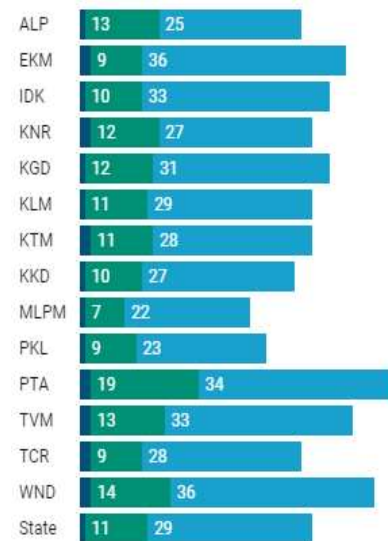
The chart shows the days taken for total COVID-19 Vaccination dozes in Kerala to cross every 25 lakh dose mark.

■ Q1 ■ Q2 ■ Q3

First Dose

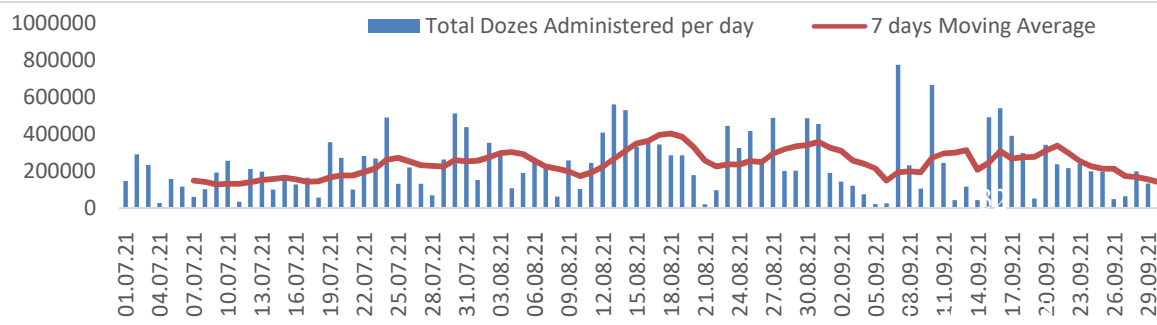


Second Dose



Vaccine Administered per Day and 7 days Moving Average in Last Quarter (July -

September) The seven-day moving average of daily dozes in the last quarter showed a peak on August 18th and continued to fluctuate thereafter



The average rate of daily vaccination fell between the last two weeks of September compared to the first three weeks. On 20/09/2021 the total dozes administered were 3.41 lakh, it declined thereafter and reached up to 1.34 lakh.

Important Message to the Public

- a. *Infection or infection rate is only a part and disease manifestation of disease is to be monitored*
- b. *Fatality among vaccinated people is very less. Disease severity among vaccinated people is less.*
- c. *People with comorbidity should be careful. Once detected covid positive they should get admitted and do not stay at home.*
- d. *Death among non-vaccinated people, especially people with comorbidity is because of late arrival in hospitals*
- e. *Diabetes and Hypertension together is the most common cause of patient death if they arrive late.*
- f. *Vaccinated people, only if symptomatic are advised to consult Doctor.*
- g. *Non Vaccinated people, if symptomatic, may do RTPCR test*
- h. *Antigen testing is only for emergency purpose*
- i. *Non vaccinated people with co-morbidities to do testing by RTPCR and consult doctor*
- j. *Repeat RTPCR is not needed among the people who are detected COVID positive in the previous 2 months*
- k. *All young person detected positive and at home isolation should do glucose test*

TABLE1.Total Vaccination done in the State as on 17/12/2021 midnight

State Summary till			18/12/2021	at 12 AM		
District	Target	First Dose	Percentage *	Second Dose	Percentage*	Total Doses Administered
Alappuzha	1704179	1550642	91%	1297483	76%	2,848,125
Ernakulam	2954098	3020501	102%	2311017	78%	5,331,518
Idukki	869082	872916	100%	667363	77%	1,540,279
Kannur	1913861	1938108	101%	1517396	79%	3,455,504
Kasaragod	992363	934451	94%	723756	73%	1,658,207
Kollam	2093511	1997364	95%	1550201	74%	3,547,565
Kottayam	1562022	1508877	97%	1203660	77%	2,712,537
Kozhikode	2499523	2411480	96%	1683367	67%	4,094,847
Malappuram	2988358	2947972	99%	1754723	59%	4,702,695
Palakkad	2140261	2059498	96%	1454029	68%	3,513,527
Pathanamthitta	1036488	1064660	103%	858828	83%	1,923,488
Thiruvananthapuram	2675400	2626838	98%	2099628	78%	4,726,466
Thrissur	2545664	2356997	93%	1918534	75%	4,275,531
Wayanad	659698	671424	102%	559438	85%	1,230,862
Grand Total	26634508	25961728	97%	19599423	74%	45,561,151
*Revised target population(> 18 years) as per MOHFW is 2.67 crores *As per letter from Additional Secretary MOHFW- D O No 2317579/2021/Imm dated 15/09/2021						

TABLE2.Covid-19 Vaccination Center Functional in the State as on 17/12/2021 midnight

DISTRICTS	Public	Private	Total
Alappuzha	5	7	12
Ernakulam	90	41	131
Idukki	41	3	44
Kannur	68	16	84
Kasaragod	47	4	51
Kollam	100	26	126
Kottayam	17	11	28
Kozhikode	90	16	106
Malappuram	49	9	58
Palakkad	99	16	115
Pathanamthitta	62	14	76
Thiruvananthapuram	124	22	146
Thrissur	79	35	114
Wayanad	59	2	61
GrandTotal	930	222	1152

TABLE3. Health Care Workers Coverage as on 17/12/2021 midnight

<i>DISTRICT</i>	<i>1ST DOSE</i>	<i>Percentage</i>	<i>2ND DOSE</i>	<i>Percentage Fully Vaccinated</i>
Alappuzha	29006	100%	26927	93%
Ernakulam	85552	100%	74911	88%
Idukki	13549	100%	12874	95%
Kannur	40376	100%	37077	92%
Kasaragod	11610	100%	10687	92%
Kollam	36028	100%	33353	93%
Kottayam	38693	100%	35815	93%
Kozhikode	52729	100%	47414	90%
Malappuram	44821	100%	41288	92%
Palakkad	34668	100%	31412	91%
Pathanamthitta	29327	100%	24772	84%
Thiruvananthapuram	73407	100%	65615	89%
Thrissur	51908	100%	48690	94%
Wayanad	13975	100%	13187	94%
GrandTotal	555649	100%	504022	91%

TABLE4. Frontline workers Coverage as on 17/12/2021 midnight

<i>DISTRICT</i>	<i>1ST DOSE</i>	<i>Percentage</i>	<i>2nd DOSE</i>	<i>Percentage Fully Vaccinated</i>
Alappuzha	39115	100%	36450	93%
Ernakulam	54913	100%	49923	91%
Idukki	22987	100%	21079	92%
Kannur	41370	100%	39782	96%
Kasaragod	24611	100%	22264	90%
Kollam	42217	100%	38317	91%
Kottayam	32129	100%	30335	94%
Kozhikode	55258	100%	52095	94%
Malappuram	53904	100%	50814	94%
Palakkad	48087	100%	44995	94%
Pathanamthitta	25244	100%	22301	88%
Thiruvananthapuram	72962	100%	66869	92%
Thrissur	41900	100%	40409	96%
Wayanad	17017	100%	15997	94%
GrandTotal	571714	100%	531630	93%

TABLE5.Age-Appropriate Group (≥45Years) Coverage as on 17/12/2021 midnight

Age appropriate group (≥45years) Coverage as on 18/12/2021,12AM					
District	Target	1 st dose coverage	Percentage	2nd dose	Percentage Fully Vaccinated*
Alappuzha	960001	859700	90%	747983	78%
Ernakulam	1483234	1449265	98%	1235903	83%
Idukki	431545	439155	102%	369388	86%
Kannur	965897	952628	99%	818613	85%
Kasaragod	435487	430582	99%	365855	84%
Kollam	1038759	1048972	101%	876204	84%
Kottayam	896478	826896	92%	698483	78%
Kozhikode	1185845	1171042	99%	950963	80%
Malappuram	1210980	1187914	98%	880931	73%
Palakkad	1051934	974970	93%	792407	75%
Pathanamthitta	575669	590889	103%	514070	89%
Thiruvananthapuram	1366301	1304075	95%	1110931	81%
Thrissur	1271199	1240138	98%	1071566	84%
Wayanad	298546	304319	102%	271117	91%
Grand Total	13171875	12780545	97%	10704414	81%

*Among those who took 1st Dose

TABLE6.Age-Appropriate Group (18-44Years) Coverage as on 17/12/2021 midnight

18-44 years Coverage as on 18/12/2021 at 12 AM					
District	Target	First Dose		2nd Dose Coverage	Percentage fully vaccinated*
		1st Dose Coverage	Percentage		
Alappuzha	744178	622821	84%	486123	65%
Ernakulam	1470864	1430771	97%	950280	65%
Idukki	437537	397225	91%	264022	60%
Kannur	947964	903734	95%	621924	66%
Kasaragod	556876	467648	84%	324950	58%
Kollam	1054752	870147	82%	602327	57%
Kottayam	665544	611159	92%	439027	66%
Kozhikode	1313678	1132451	86%	632895	48%
Malappuram	1777378	1661333	93%	781690	44%
Palakkad	1088327	1001773	92%	585215	54%
Pathanamthitta	460819	419200	91%	297685	65%
Thiruvananthapuram	1309099	1176394	90%	856213	65%
Thrissur	1274465	1023051	80%	757869	59%
Wayanad	361152	336113	93%	259137	72%
Grand Total	13462633	12053820	90%	7859357	58%

*Among those who have taken first dose

TABLE7. Achievement for the day 17/12/2021 midnight

<i>DISTRICT</i>	<i>1st Dose</i>	<i>2nd Dose</i>	<i>Total</i>
Alappuzha	552	3947	4499
Ernakulam	1619	15952	17571
Idukki	416	3979	4395
Kannur	1489	17634	19123
Kasaragod	421	2679	3100
Kollam	1603	12281	13884
Kottayam	384	2670	3054
Kozhikode	1668	13853	15521
Malappuram	1545	11464	13009
Palakkad	2340	20568	22908
Pathanamthitta	411	3142	3553
Thiruvananthapuram	1764	16351	18115
Thrissur	1041	10206	11247
Wayanad	311	2260	2571
Grand Total	15564	136986	152550

** Vaccine stock details couldn't be downloaded from e-VIN portal as the portal is down.

TABLE9. COVID Vaccination related sites

support@cowin.gov.in https://www.cowin.gov.in/home https://dashboard.kerala.gov.in/ https://dhs.kerala.gov.in/https://aogyakeralam.gov.in/https://sha.kerala.gov.in/

TABLE 10. COVID Vaccination related Helpline numbers

National/State/District	Line1	Line2	Line3
National Helpline	1075	+91 1123978046	0120 4473222
Disha	1056	04712552056	
StateCallCenter	04712309251	04712309252	04712309255
Thiruvananthapuram	9188610100	1077	
Kollam	04742797609	8589015556	
Pathanamthitta	04682222515	04682228220	
Alappuzha	04772239999		
Kottayam	04812565200	04812304800	04812581900
Idukki	18004255640	04862232220	04862233118
Ernakulam	9072303861		
Thrissur	9400066921	9400066922	9400066923
Palakkad	04912505264	04912505189	8943341439
Malappuram	04832733253	04832737858	04832733252
Kozhikode	7594001442		
Wayanad	04936202343	04936202375	9072510900
Kannur	04972700194		
Kasargod	9061076590	9061079244	9061078026