



കേരള സർക്കാർ

COVID-19 OUTBREAK CONTROL AND PREVENTION STATE
CELL HEALTH & FAMILY WELFARE DEPARTMENT
Govt of Kerala
www.health.kerala.gov.in

controlroomdhskerala@gmail.com

www.dhs.kerala.gov.in

KeralaHEALTH- COVID-19 DAILY VACCINATION BULLETIN

Date: 19/12/2021

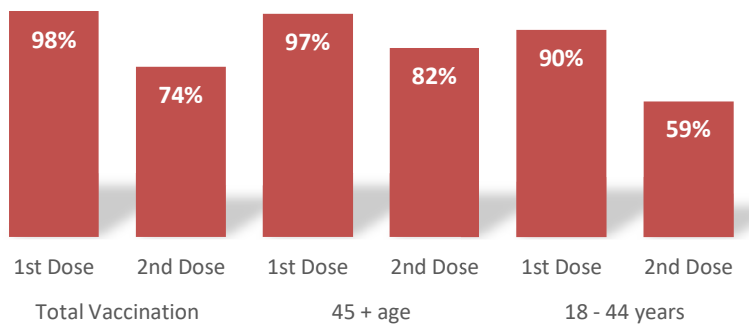
**OUR HEALTH OUR RESPONSIBILITY
VACCINE ADVISORY**

- *People who are vaccinated with Covid Vaccine are reported to have reduced Covid related ICU admissions, serious disease and death.*
- *Early vaccination is useful to safeguard our life from this deadly disease.*
- *Vaccination sessions are planned as per the availability of vaccine. All are requested to cooperate.*
- *After receiving the first dose, second dose of Covishield vaccine is to be taken between 12–16 weeks and second dose of Covaxin between 4–6 weeks.*
- *Covid vaccination is currently available to all above the age of 18*
- *Vaccination is available free of cost in all Government covid vaccination centers, and at a nominal rate (as per the GoI order F.No.2079203/2021/Immunization) in selected private Hospitals.*
- **ENSURE ALL YOUR ELIGIBLE FAMILY MEMBERS ARE PROTECTED BY RECEIVING ANY OF THE AVAILABLE COVID VACCINE.**
- **“BOTH COVAXIN AND COVISHIELD ARE EQUALLY EFFECTIVE AND SAFE”**
- **“BE FULLY PROTECTED – GET THE SECOND DOSE AT YOUR SCHEDULED TIME”**

ANALYSIS

COVID-19 mass vaccinations are showing signs of preventing illness and steep decline in cases and hospital admissions in countries which done vaccination. Kerala started its vaccination for health care workers from January 16, 2021. The COVID-19 Vaccines Operational Guidelines issued by the Ministry of Health and Family Welfare, Govt. of India, 28th December 2020 and all subsequent Guidelines issued by Ministry of Health and Family Welfare, Govt of India are followed at the sites and all vaccination lanes

Summary of COVID Vaccine Administered as on 19-12-2021 midnight



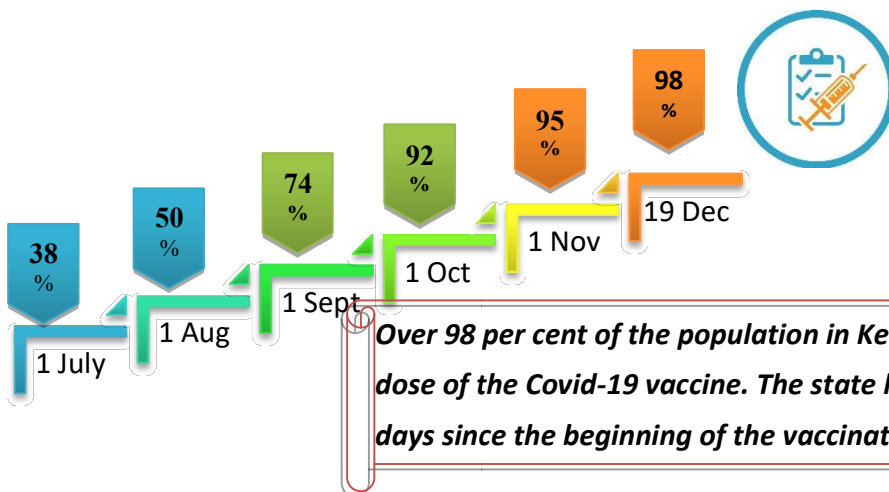
98% of eligible population vaccinated with a single dose till December 19

74% of eligible population vaccinated with double dose till December 19

State has vaccinated more than 97% of people aged more than 45 years with a single dose



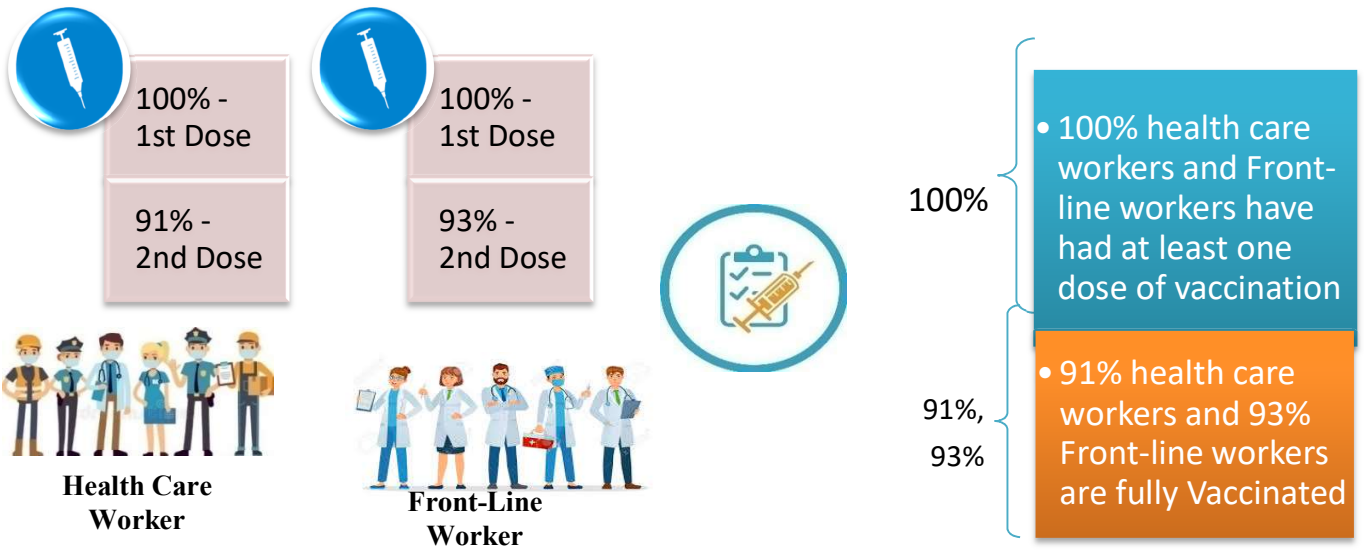
Time Line of Vaccination Coverage



Kerala began administration of COVID 19 Vaccines on 16th January, 2021. As of 19th December 2021, Kerala has administered over 45 million doses overall, including first and second doses of vaccines.


Over 98 per cent of the population in Kerala has been administered the first dose of the Covid-19 vaccine. The state has achieved the target within 337 days since the beginning of the vaccination drive on January 16.

Health Care Workers & Front-line Workers Vaccinated



Are You Vaccinated? You Still Need to Practice: SMS

- Even after vaccination, follow COVID appropriate behavior
- Practice Social Distancing and greet without physical contact
- Always wear clean face mask
- Wash your hands thoroughly and frequently or use hand sanitizer
- Follow the current COVID 19 guidelines to prevent further spread
- Stay Safe. Stay Strong. Get Vaccinated



Even After Getting Vaccinated Keep Taking Precautions to Protect Your Self

			
GET VACCINATED	WASH YOUR HANDS	WEAR A MASK	KEEP YOUR DISTANCE

The Race Towards Full Vaccination - Weekly Trend

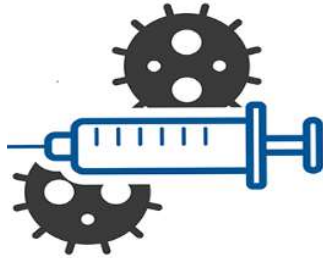
11th Dec – 17th Dec

Kerala Administered over

7.97 Lakh

COVID Vaccine Doses

in the last 7 days
(11th Dec to 17th Dec)

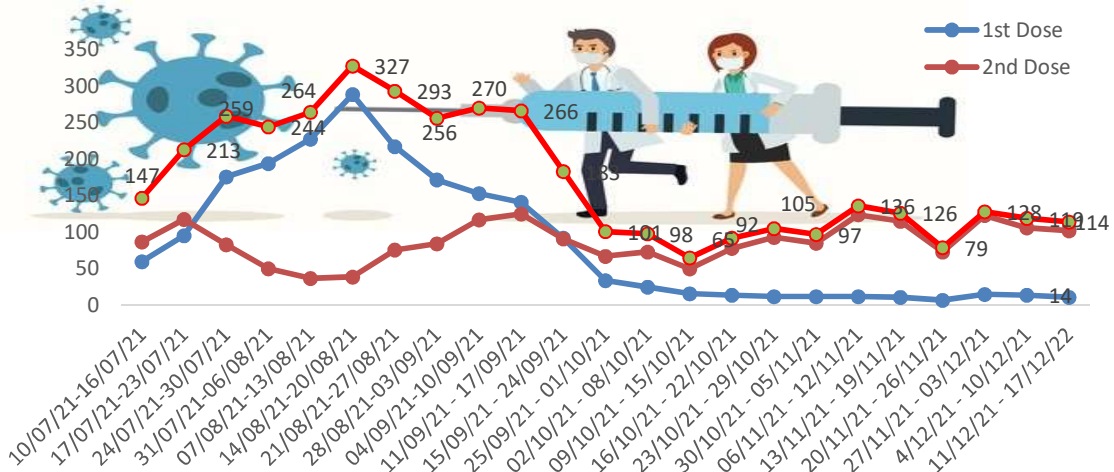


From 11th Dec to 17th Dec on average

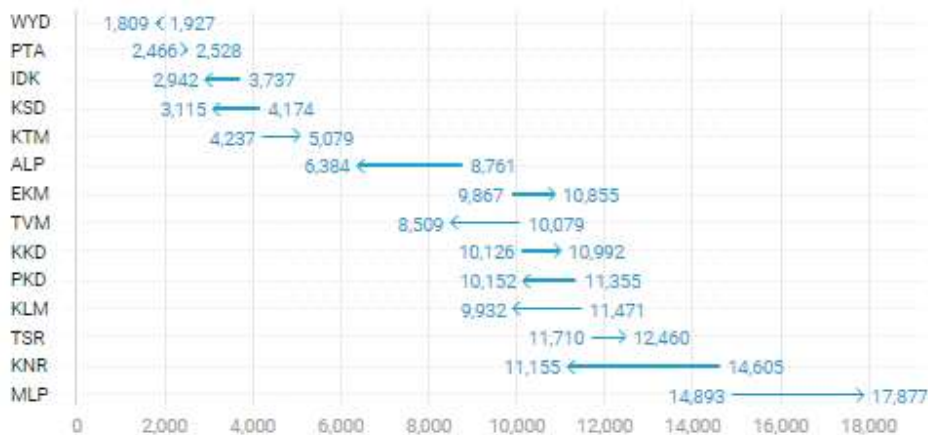
1.14 lakh

 doses were administered daily.

Average Doses Administered Per day per week (in 1000)



Trend in average per day vaccination for the last two weeks



Race Against Time – Vaccination Quarterly Status

(Q1: 16th Jan-Mar, Q2: Apr-June, Q3: July-Sep)

Daily Average Dozes Administered per Quarter

In the first Quarter, only 42201 first dozes and 5324 second dozes were administered daily on average. During the second and third quarters, the daily vaccination of the first and second dozes increased significantly.

Q1 : 16th Jan – Mar

Q2 : Apr - June

Q3 : July - Sep



Vaccination Achievement per Quarter

In the third quarter of the immunization drive, 52% of the eligible population (18+ age) in Kerala were given the first dose and 29% the second dose.

Dose Progression

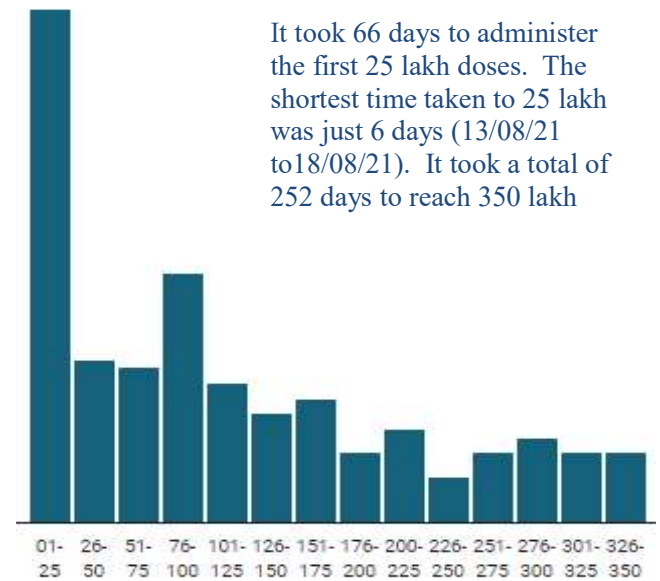
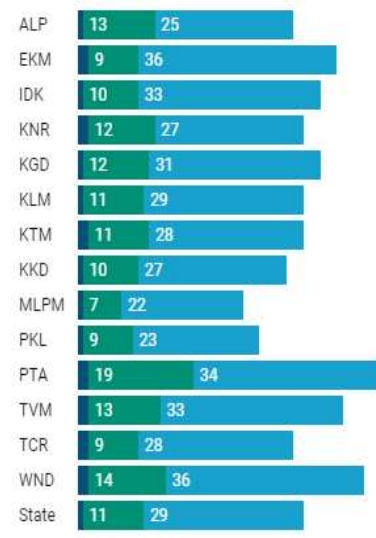
The chart shows the days taken for total COVID-19 Vaccination doses in Kerala to cross every 25 lakh dose mark

■ Q1 ■ Q2 ■ Q3

First Dose

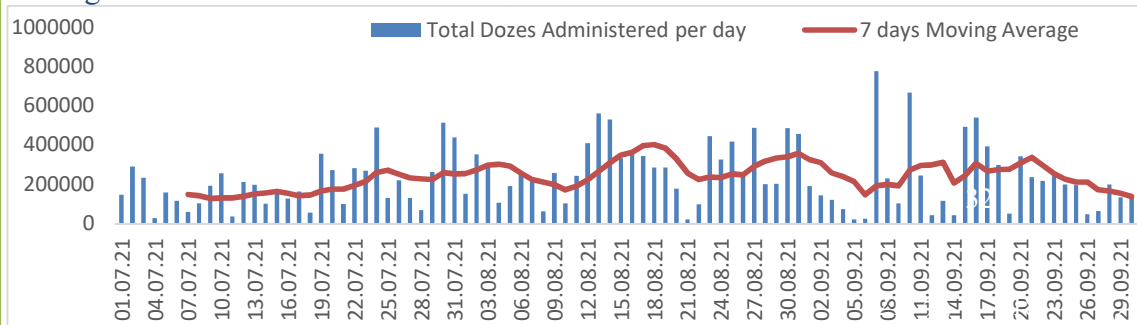


Second Dose



Vaccine Administered per Day and 7 days Moving Average in Last Quarter (July -

September) The seven-day moving average of daily dozes in the last quarter showed a peak on August 18th and continued to fluctuate thereafter



The average rate of daily vaccination fell between the last two weeks of September compared to the first three weeks. On 20/09/2021 the total dozes administered were 3.41 lakh, it declined thereafter and reached up to 1.34 lakh.

Important Message to the Public

- a. *Infection or infection rate is only a part and disease manifestation of disease is to be monitored*
- b. *Fatality among vaccinated people is very less. Disease severity among vaccinated people is less.*
- c. *People with comorbidity should be careful. Once detected covid positive they should get admitted and do not stay at home.*
- d. *Death among non-vaccinated people, especially people with comorbidity is because of late arrival in hospitals*
- e. *Diabetes and Hypertension together is the most common cause of patient death if they arrive late.*
- f. *Vaccinated people, only if symptomatic are advised to consult Doctor.*
- g. *Non Vaccinated people, if symptomatic, may do RTPCR test*
- h. *Antigen testing is only for emergency purpose*
- i. *Non vaccinated people with co-morbidities to do testing by RTPCR and consult doctor*
- j. *Repeat RTPCR is not needed among the people who are detected COVID positive in the previous 2 months*
- k. *All young person detected positive and at home isolation should do glucose test*

TABLE1.Total Vaccination done in the State as on 19/12/2021 midnight

State Summary till			20/12/2021	at 12 AM		
District	Target	First Dose	Percentage *	Second Dose	Percentage*	Total Doses Administered
Alappuzha	1704179	1551792	91%	1311029	77%	28,62,821
Ernakulam	2954098	3021845	102%	2323384	79%	53,45,229
Idukki	869082	873079	100%	669564	77%	15,42,643
Kannur	1913861	1938911	101%	1526564	80%	34,65,475
Kasaragod	992363	935029	94%	727894	73%	16,62,923
Kollam	2093511	1998574	95%	1559189	74%	35,57,763
Kottayam	1562022	1509999	97%	1214681	78%	27,24,680
Kozhikode	2499523	2413525	97%	1701651	68%	41,15,176
Malappuram	2988358	2955270	99%	1815061	61%	47,70,331
Palakkad	2140261	2060801	96%	1466406	69%	35,27,207
Pathanamthitta	1036488	1065091	103%	861806	83%	19,26,897
Thiruvananthapuram	2675400	2628726	98%	2117569	79%	47,46,295
Thrissur	2545664	2359823	93%	1949688	77%	43,09,511
Wayanad	659698	671632	102%	560936	85%	12,32,568
Grand Total	26634508	25984097	98%	19805422	74%	4,57,89,519
	*Revised target population(> 18 years) as per MOHFW is 2.67 crores *As per letter from Additional Secretary MOHFW- D O No 2317579/2021/Imm dated 15/09/2021					

TABLE2.Covid-19 Vaccination Center Functional in the State as on 19/12/2021 midnight

<i>DISTRICTS</i>	Public	Private	Total
Alappuzha	0	2	2
Ernakulam	10	17	27
Idukki	0	1	1
Kannur	0	9	9
Kasaragod	10	1	11
Kollam	0	7	7
Kottayam	0	3	3
Kozhikode	1	10	11
Malappuram	116	3	119
Palakkad	0	8	8
Pathanamthitta	1	1	2
Thiruvananthapuram	124	19	143
Thrissur	11	16	27
Wayanad	0	1	1
GrandTotal	273	98	371

TABLE3. Health Care Workers Coverage as on 19/12/2021 midnight

<i>DISTRICT</i>	<i>1ST DOSE</i>	<i>Percentage</i>	<i>2ND DOSE</i>	<i>Percentage Fully Vaccinated</i>
Alappuzha	29006	100%	26932	93%
Ernakulam	85552	100%	74926	88%
Idukki	13549	100%	12875	95%
Kannur	40376	100%	37084	92%
Kasaragod	11610	100%	10690	92%
Kollam	36028	100%	33364	93%
Kottayam	38693	100%	35829	93%
Kozhikode	52729	100%	47430	90%
Malappuram	44821	100%	41317	92%
Palakkad	34668	100%	31416	91%
Pathanamthitta	29327	100%	24781	84%
Thiruvananthapuram	73408	100%	65650	89%
Thrissur	51908	100%	48717	94%
Wayanad	13975	100%	13189	94%
GrandTotal	555650	100%	504200	91%

TABLE4. Frontline workers Coverage as on 19/12/2021 midnight

<i>DISTRICT</i>	<i>1ST DOSE</i>	<i>Percentage</i>	<i>2nd DOSE</i>	<i>Percentage Fully Vaccinated</i>
Alappuzha	39115	100%	36463	93%
Ernakulam	54913	100%	49930	91%
Idukki	22987	100%	21092	92%
Kannur	41370	100%	39787	96%
Kasaragod	24611	100%	22267	90%
Kollam	42218	100%	38328	91%
Kottayam	32130	100%	30340	94%
Kozhikode	55258	100%	52108	94%
Malappuram	53904	100%	50840	94%
Palakkad	48087	100%	45006	94%
Pathanamthitta	25244	100%	22305	88%
Thiruvananthapuram	72962	100%	66898	92%
Thrissur	41900	100%	40421	96%
Wayanad	17017	100%	15997	94%
GrandTotal	571716	100%	531782	93%

TABLE5.Age-Appropriate Group (≥45Years) Coverage as on 19/12/2021 midnight

Age appropriate group (≥45years) Coverage as on 20/12/2021,12AM					
District	Target	1 st dose coverage	Percentage	2nd dose	Percentage Fully Vaccinated*
Alappuzha	960001	860061	90%	752542	78%
Ernakulam	1483234	1449530	98%	1238918	84%
Idukki	431545	439194	102%	370038	86%
Kannur	965897	952819	99%	821156	85%
Kasaragod	435487	430698	99%	366687	84%
Kollam	1038759	1049318	101%	879054	85%
Kottayam	896478	827228	92%	702274	78%
Kozhikode	1185845	1171457	99%	955371	81%
Malappuram	1210980	1189280	98%	894768	74%
Palakkad	1051934	975251	93%	795540	76%
Pathanamthitta	575669	590997	103%	514838	89%
Thiruvananthapuram	1366301	1304538	95%	1115865	82%
Thrissur	1271199	1240873	98%	1081342	85%
Wayanad	298546	304377	102%	271401	91%
Grand Total	13171875	12785621	97%	10759794	82%

*Among those who took 1st Dose

TABLE6.Age-Appropriate Group (18-44Years) Coverage as on 19/12/2021 midnight

18-44 years Coverage as on 20/12/2021 at 12 AM					
District	Target	First Dose		2nd Dose	Percentage fully vaccinated*
		1st Dose Coverage	Percentage	Coverage	
Alappuzha	744178	623610	84%	495092	67%
Ernakulam	1470864	1431850	97%	959610	65%
Idukki	437537	397349	91%	265559	61%
Kannur	947964	904346	95%	628537	66%
Kasaragod	556876	468110	84%	328250	59%
Kollam	1054752	871010	83%	608443	58%
Kottayam	665544	611948	92%	446238	67%
Kozhikode	1313678	1134081	86%	646742	49%
Malappuram	1777378	1667265	94%	828136	47%
Palakkad	1088327	1002795	92%	594444	55%
Pathanamthitta	460819	419523	91%	299882	65%
Thiruvananthapuram	1309099	1177818	90%	869156	66%
Thrissur	1274465	1025142	80%	779208	61%
Wayanad	361152	336263	93%	260349	72%
Grand Total	13462633	12071110	90%	8009646	59%

*Among those who have taken first dose

TABLE7. Achievement for the day 19/12/2021 midnight

<i>DISTRICT</i>	<i>1st Dose</i>	<i>2nd Dose</i>	<i>Total</i>
Alappuzha	1	10	11
Ernakulam	369	3103	3472
Idukki	2	6	8
Kannur	7	36	43
Kasaragod	71	466	537
Kollam	4	45	49
Kottayam	2	9	11
Kozhikode	159	868	1027
Malappuram	2935	23167	26102
Palakkad	93	792	885
Pathanamthitta	49	405	454
Thiruvananthapuram	824	7563	8387
Thrissur	366	4075	4441
Wayanad	14	83	97
Grand Total	4896	40628	45524

** Vaccine stock details couldn't be downloaded from e-VIN portal as the portal is down.

TABLE9. COVID Vaccination related sites

support@cowin.gov.in https://www.cowin.gov.in/home https://dashboard.kerala.gov.in/ https://dhs.kerala.gov.in/https://aogyakeralam.gov.in/https://sha.kerala.gov.in/

TABLE 10. COVID Vaccination related Helpline numbers

National/State/District	Line1	Line2	Line3
National Helpline	1075	+91 1123978046	0120 4473222
Disha	1056	04712552056	
StateCallCenter	04712309251	04712309252	04712309255
Thiruvananthapuram	9188610100	1077	
Kollam	04742797609	8589015556	
Pathanamthitta	04682222515	04682228220	
Alappuzha	04772239999		
Kottayam	04812565200	04812304800	04812581900
Idukki	18004255640	04862232220	04862233118
Ernakulam	9072303861		
Thrissur	9400066921	9400066922	9400066923
Palakkad	04912505264	04912505189	8943341439
Malappuram	04832733253	04832737858	04832733252
Kozhikode	7594001442		
Wayanad	04936202343	04936202375	9072510900
Kannur	04972700194		
Kasargod	9061076590	9061079244	9061078026