



കേരള സർക്കാർ

COVID-19 OUTBREAK CONTROL AND PREVENTION STATE
CELL HEALTH & FAMILY WELFARE DEPARTMENT

Govt of Kerala
www.health.kerala.gov.in

controlroomdhskerala@gmail.com

www.dhs.kerala.gov.in

KeralaHEALTH- COVID-19 DAILY VACCINATION BULLETIN

Date: 20/12/2021

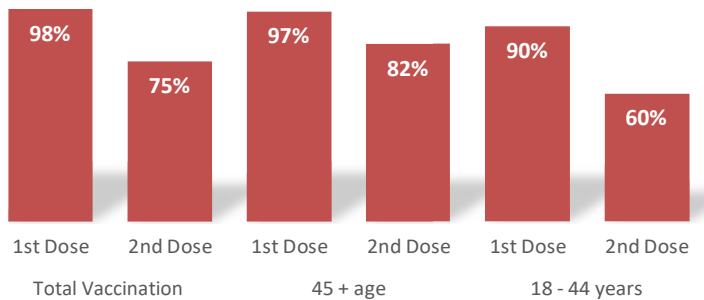
**OUR HEALTH OUR RESPONSIBILITY
VACCINE ADVISORY**

- *People who are vaccinated with Covid Vaccine are reported to have reduced Covid related ICU admissions, serious disease and death.*
- *Early vaccination is useful to safeguard our life from this deadly disease.*
- *Vaccination sessions are planned as per the availability of vaccine. All are requested to cooperate.*
- *After receiving the first dose, second dose of Covishield vaccine is to be taken between 12–16 weeks and second dose of Covaxin between 4-6 weeks.*
- *Covid vaccination is currently available to all above the age of 18.*
- *Vaccination is available free of cost in all Government covid vaccination centers, and at a nominal rate (as per the GoI order F.No.2079203/2021/Immunization) in selected private Hospitals.*
- **ENSURE ALL YOUR ELIGIBLE FAMILY MEMBERS ARE PROTECTED BY RECEIVING ANY OF THE AVAILABLE COVID VACCINE.**
- **“BOTH COVAXIN AND COVISHIELD ARE EQUALLY EFFECTIVE AND SAFE”**
- **“BE FULLY PROTECTED – GET THE SECOND DOSE AT YOUR SCHEDULED TIME”**

ANALYSIS

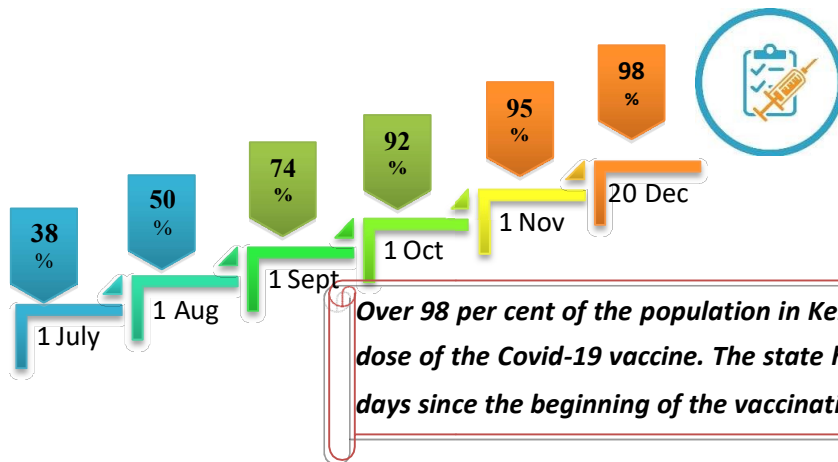
COVID-19 mass vaccinations are showing signs of preventing illness and a steep decline in cases and hospital admissions in countries which done vaccination. Kerala started its vaccination for health care workers from January 16, 2021. The COVID-19 Vaccines Operational Guidelines issued by the Ministry of Health and Family Welfare, Govt. of India, 28th December 2020 and all subsequent Guidelines issued by Ministry of Health and Family Welfare, Govt of India are followed at the sites and all vaccination lanes

Summary of COVID Vaccine Administered as on 20-12-2021 midnight



- 98%** of eligible population vaccinated with a single dose till December 20
- 75%** of eligible population vaccinated with double dose till December 20
- State has vaccinated more than **97%** of people aged more than 45 years with a single dose

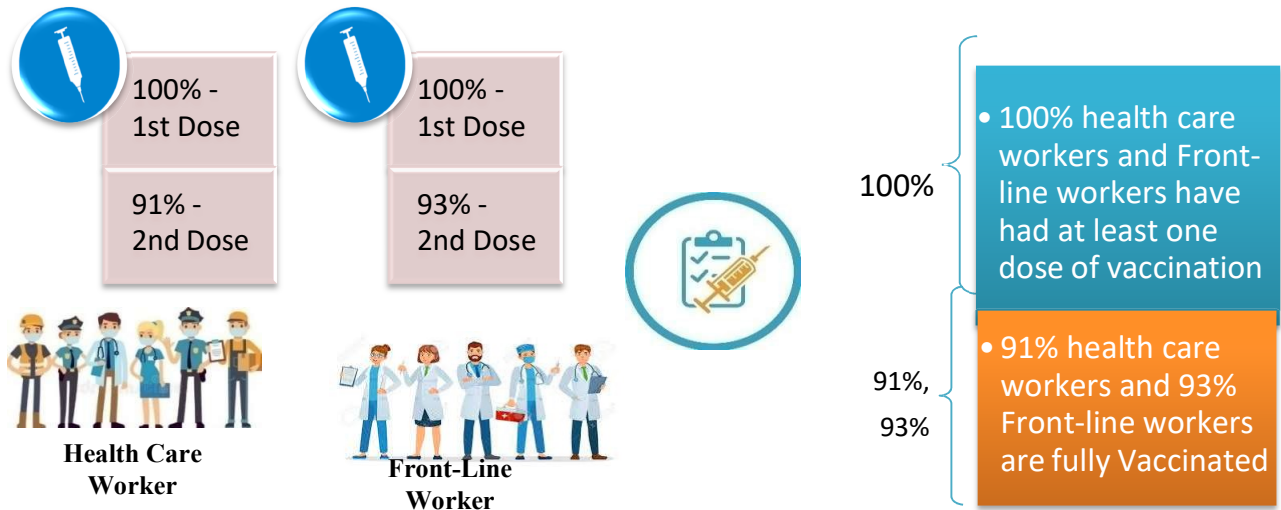
Time Line of Vaccination Coverage



Kerala began administration of COVID 19 Vaccines on 16th January, 2021. As of 20th December 2021, Kerala has administered over 45 million doses overall, including first and second doses of vaccines.


Over 98 per cent of the population in Kerala has been administered the first dose of the Covid-19 vaccine. The state has achieved the target within 338 days since the beginning of the vaccination drive on January 16.

Health Care Workers & Front-line Workers Vaccinated



Are You Vaccinated? You Still Need to Practice: SMS

- Even after vaccination, follow COVID appropriate behavior
- Practice Social Distancing and greet without physical contact
- Always wear clean face mask
- Wash your hands thoroughly and frequently or use hand sanitizer
- Follow the current COVID 19 guidelines to prevent further spread
- Stay Safe. Stay Strong. Get Vaccinated



Even After Getting Vaccinated Keep Taking Precautions to Protect Your Self



The Race Towards Full Vaccination - Weekly Trend

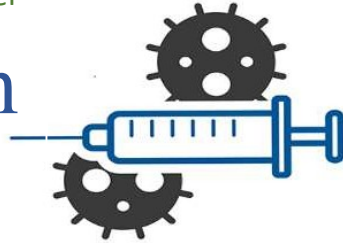
11th Dec – 17th Dec

Kerala Administered over

7.97 Lakh

COVID Vaccine Doses

in the last 7 days
(11th Dec to 17th Dec)

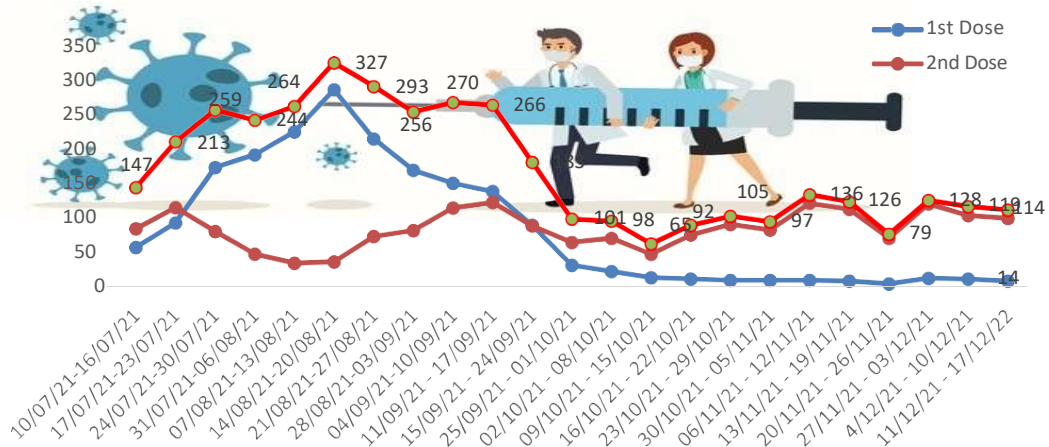


From 11th Dec to 17th Dec on average

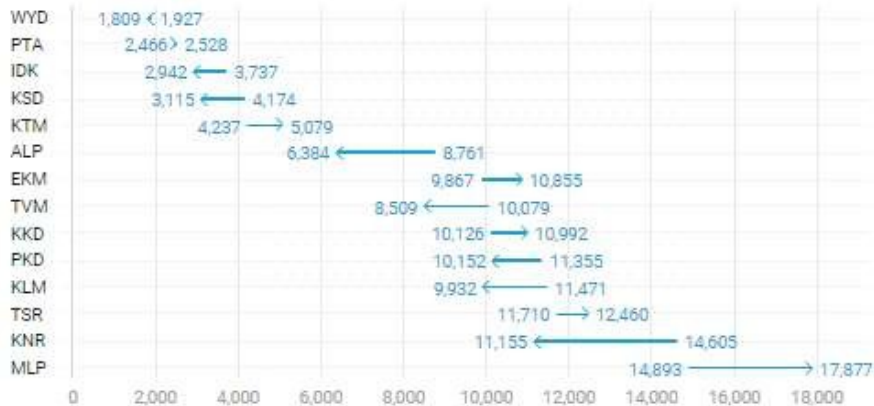
1.14 lakh

 doses were administered daily.

Average Doses Administered Per day per week (in 1000)



Trend in average per day vaccination for the last two weeks



Race Against Time – Vaccination Quarterly Status

(Q1: 16th Jan-Mar, Q2: Apr-June, Q3: July-Sept)

Daily Average Dozes Administered per Quarter

In the first Quarter, only 42201 first dozes and 5324 second dozes were administered daily on average. During the second and third quarters, the daily vaccination of the first and second dozes increased significantly.

Q1 : 16th Jan – Mar

Q2 : Apr - June

Q3 : July - Sep



Vaccination Achievement per Quarter

In the third quarter of the immunization drive, 52% of the eligible population (18 + age) in Kerala were given the first dose and 29% the second dose.

Dose Progression

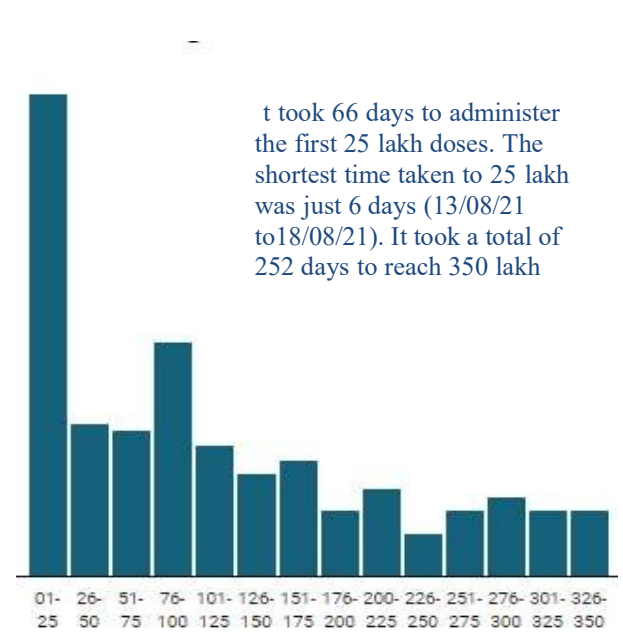
The chart shows the days taken for total COVID-19 Vaccination doses in Kerala to cross every 25 lakh dose mark

■ Q1 ■ Q2 ■ Q3

First Dose

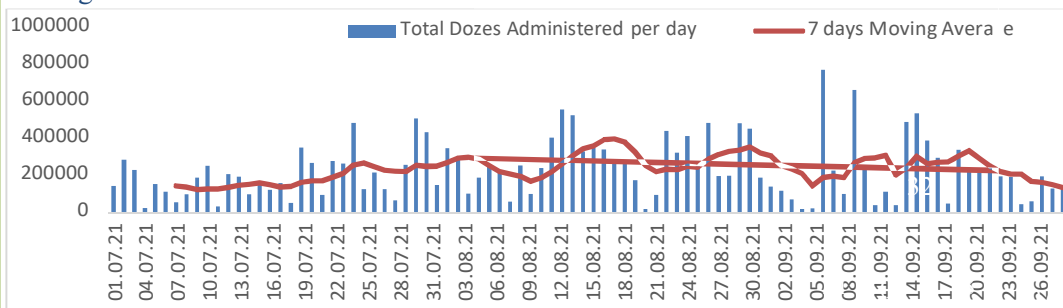


Second Dose



Vaccine Administered per Day and 7 days Moving Average in Last Quarter (July -

September). The seven-day moving average of daily doses in the last quarter showed a peak on August 18th and continued to fluctuate thereafter



The average rate of daily vaccination fell between the last two weeks of September compared to the first three weeks. On 20/09/2021 the total doses administered were 3.41 lakh, it declined thereafter and reached up to 1.34 lakh.

Important Message to the Public

- a. *Infection or infection rate is only a part and disease manifestation of disease is to be monitored*
- b. *Fatality among vaccinated people is very less. Disease severity among vaccinated people is less.*
- c. *People with comorbidity should be careful. Once detected covid positive they should get admitted and do not stay at home.*
- d. *Death among non-vaccinated people, especially people with comorbidity is because of late arrival in hospitals*
- e. *Diabetes and Hypertension together is the most common cause of patient death if they arrive late.*
- f. *Vaccinated people, only if symptomatic are advised to consult Doctor.*
- g. *Non Vaccinated people, if symptomatic, may do RTPCR test*
- h. *Antigen testing is only for emergency purpose*
- i. *Non vaccinated people with co-morbidities to do testing by RTPCR and consult doctor*
- j. *Repeat RTPCR is not needed among the people who are detected COVID positive in the previous 2 months*
- k. *All young person detected positive and at home isolation should do glucose test*

TABLE1.Total Vaccination done in the State as on 20/12/2021 midnight

State Summary till			21/12/2021	at 12 AM		Total Doses Administered
District	Target	First Dose	Percentage *	Second Dose	Percentage*	
Alappuzha	1704179	1552683	91%	1321146	78%	2,873,829
Ernakulam	2954098	3023080	102%	2334081	79%	5,357,161
Idukki	869082	873515	101%	673825	78%	1,547,340
Kannur	1913861	1940502	101%	1545395	81%	3,485,897
Kasaragod	992363	935702	94%	731964	74%	1,667,666
Kollam	2093511	1999760	96%	1568703	75%	3,568,463
Kottayam	1562022	1510265	97%	1216725	78%	2,726,990
Kozhikode	2499523	2416246	97%	1724943	69%	4,141,189
Malappuram	2988358	2960566	99%	1856956	62%	4,817,522
Palakkad	2140261	2064104	96%	1494455	70%	3,558,559
Pathanamthitta	1036488	1065395	103%	863794	83%	1,929,189
Thiruvananthapuram	2675400	2629535	98%	2123171	79%	4,752,706
Thrissur	2545664	2361851	93%	1970703	77%	4,332,554
Wayanad	659698	671985	102%	563335	85%	1,235,320
Grand Total	26634508	26005189	98%	19989196	75%	45,994,385
*Revised target population(> 18 years) as per MOHFW is 2.67 crores *As per letter from Additional Secretary MOHFW- D O No 2317579/2021/Imm dated 15/09/2021						

TABLE2.Covid-19 Vaccination Center Functional in the State as on 20/12/2021 midnight

DISTRICTS	Public	Private	Total
Alappuzha	85	5	90
Ernakulam	68	38	106
Idukki	42	5	47
Kannur	87	9	96
Kasaragod	49	1	50
Kollam	54	23	77
Kottayam	20	11	31
Kozhikode	91	17	108
Malappuram	117	6	123
Palakkad	90	13	103
Pathanamthitta	62	14	76
Thiruvananthapuram	96	20	116
Thrissur	111	35	146
Wayanad	59	2	61
GrandTotal	1031	199	1230

TABLE3. Health Care Workers Coverage as on 20/12/2021 midnight

<i>DISTRICT</i>	<i>1ST DOSE</i>	<i>Percentage</i>	<i>2ND DOSE</i>	<i>Percentage Fully Vaccinated</i>
Alappuzha	29006	100%	26937	93%
Ernakulam	85552	100%	74945	88%
Idukki	13549	100%	12877	95%
Kannur	40376	100%	37091	92%
Kasaragod	11610	100%	10691	92%
Kollam	36028	100%	33369	93%
Kottayam	38693	100%	35832	93%
Kozhikode	52729	100%	47432	90%
Malappuram	44821	100%	41336	92%
Palakkad	34668	100%	31467	91%
Pathanamthitta	29327	100%	24787	85%
Thiruvananthapuram	73408	100%	65655	89%
Thrissur	51908	100%	48737	94%
Wayanad	13975	100%	13192	94%
GrandTotal	555650	100%	504348	91%

TABLE4. Frontline workers Coverage as on 20/12/2021 midnight

<i>DISTRICT</i>	<i>1ST DOSE</i>	<i>Percentage</i>	<i>2nd DOSE</i>	<i>Percentage Fully Vaccinated</i>
Alappuzha	39115	100%	36471	93%
Ernakulam	54913	100%	49936	91%
Idukki	22987	100%	21099	92%
Kannur	41370	100%	39791	96%
Kasaragod	24611	100%	22268	90%
Kollam	42218	100%	38336	91%
Kottayam	32130	100%	30340	94%
Kozhikode	55258	100%	52128	94%
Malappuram	53904	100%	50846	94%
Palakkad	48087	100%	45019	94%
Pathanamthitta	25244	100%	22310	88%
Thiruvananthapuram	72962	100%	66903	92%
Thrissur	41900	100%	40435	97%
Wayanad	17017	100%	16002	94%
GrandTotal	571716	100%	531884	93%

TABLE5.Age-Appropriate Group (≥45Years) Coverage as on 20/12/2021 midnight

Age appropriate group (≥45years) Coverage as on 21/12/2021,12AM					
District	Target	1 st dose coverage	Percentage	2nd dose	Percentage Fully Vaccinated*
Alappuzha	960001	860320	90%	756087	79%
Ernakulam	1483234	1449791	98%	1241768	84%
Idukki	431545	439288	102%	371153	86%
Kannur	965897	953196	99%	826620	86%
Kasaragod	435487	430836	99%	367501	84%
Kollam	1038759	1049648	101%	882233	85%
Kottayam	896478	827322	92%	703066	78%
Kozhikode	1185845	1172069	99%	961406	81%
Malappuram	1210980	1190248	98%	904982	75%
Palakkad	1051934	975951	93%	802883	76%
Pathanamthitta	575669	591076	103%	515395	90%
Thiruvananthapuram	1366301	1304772	95%	1117517	82%
Thrissur	1271199	1241430	98%	1088101	86%
Wayanad	298546	304437	102%	271870	91%
Grand Total	13171875	12790384	97%	10810582	82%

*Among those who took 1st Dose

TABLE6.Age-Appropriate Group (18-44Years) Coverage as on 20/12/2021 midnight

18-44 years Coverage as on 21/12/2021 at 12 AM					
District	Target	First Dose		2nd Dose Coverage	Percentage fully vaccinated*
		1st Dose Coverage	Percentage		
Alappuzha	744178	624242	84%	501651	67%
Ernakulam	1470864	1432824	97%	967432	66%
Idukki	437537	397691	91%	268696	61%
Kannur	947964	905560	96%	641893	68%
Kasaragod	556876	468645	84%	331504	60%
Kollam	1054752	871866	83%	614765	58%
Kottayam	665544	612120	92%	447487	67%
Kozhikode	1313678	1136190	86%	663977	51%
Malappuram	1777378	1671593	94%	859792	48%
Palakkad	1088327	1005398	92%	615086	57%
Pathanamthitta	460819	419748	91%	301302	65%
Thiruvananthapuram	1309099	1178393	90%	873096	67%
Thrissur	1274465	1026613	81%	793430	62%
Wayanad	361152	336556	93%	262271	73%
Grand Total	13462633	12087439	90%	8142382	60%

*Among those who have taken first dose

TABLE7. Achievement for the day 20/12/2021 midnight

<i>DISTRICT</i>	<i>1 Dose</i>	<i>2 Dose</i>	<i>Total</i>
Alappuzha	888	10100	10988
Ernakulam	1224	10657	11881
Idukki	436	4258	4694
Kannur	1591	18822	20413
Kasaragod	673	4070	4743
Kollam	1186	9511	10697
Kottayam	266	2044	2310
Kozhikode	2695	23161	25856
Malappuram	5283	41848	47131
Palakkad	3300	28014	31314
Pathanamthitta	302	1980	2282
Thiruvananthapuram	809	5601	6410
Thrissur	2028	21010	23038
Wayanad	332	2346	2678
Grand Total	21013	183422	204435

** Vaccine stock details couldn't be downloaded from e-VIN portal as the portal is down.

TABLE9. COVID Vaccination related sites

support@cowin.gov.in https://www.cowin.gov.in/home https://dashboard.kerala.gov.in/ https://dhs.kerala.gov.in/https://aogyakeralam.gov.in/https://sha.kerala.gov.in/

TABLE 10. COVID Vaccination related Helpline numbers

National/State/District	Line1	Line2	Line3
National Helpline	1075	+91 1123978046	0120 4473222
Disha	1056	04712552056	
StateCallCenter	04712309251	04712309252	04712309255
Thiruvananthapuram	9188610100	1077	
Kollam	04742797609	8589015556	
Pathanamthitta	04682222515	04682228220	
Alappuzha	04772239999		
Kottayam	04812565200	04812304800	04812581900
Idukki	18004255640	04862232220	04862233118
Ernakulam	9072303861		
Thrissur	9400066921	9400066922	9400066923
Palakkad	04912505264	04912505189	8943341439
Malappuram	04832733253	04832737858	04832733252
Kozhikode	7594001442		
Wayanad	04936202343	04936202375	9072510900
Kannur	04972700194		
Kasargod	9061076590	9061079244	9061078026