



കേരള സർക്കാർ

COVID-19 OUTBREAK CONTROL AND PREVENTION STATE
CELL HEALTH & FAMILY WELFARE DEPARTMENT
Govt of Kerala
www.health.kerala.gov.in

www.dhs.kerala.gov.in

controlroomdhskerala@gmail.com

KeralaHEALTH- COVID-19 DAILY VACCINATION BULLETIN

Date: 21/12/2021

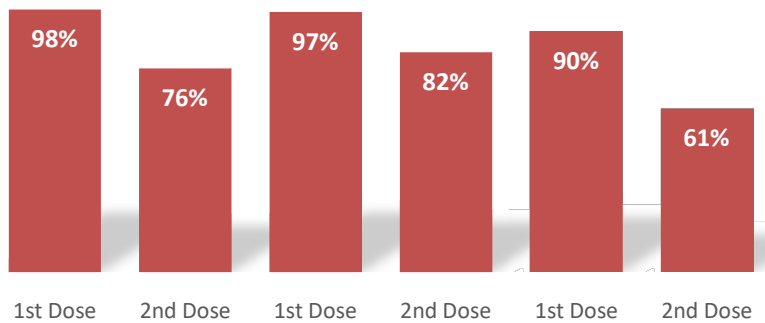
**OUR HEALTH OUR RESPONSIBILITY
VACCINE ADVISORY**

- *People who are vaccinated with Covid Vaccine are reported to have reduced Covid related ICU admissions, serious disease and death.*
- *Early vaccination is useful to safeguard our life from this deadly disease.*
- *Vaccination sessions are planned as per the availability of vaccine. All are requested to cooperate.*
- *After receiving the first dose, second dose of Covishield vaccine is to be taken between 12–16 weeks and second dose of Covaxin between 4-6 weeks.*
- *Covid vaccination is currently available to all above the age of 18.*
- *Vaccination is available free of cost in all Government covid vaccination centers, and at a nominal rate (as per the GoI order F.No.2079203/2021/Immunization) in selected private Hospitals.*
- **ENSURE ALL YOUR ELIGIBLE FAMILY MEMBERS ARE PROTECTED BY RECEIVING ANY OF THE AVAILABLE COVID VACCINE.**
- **“BOTH COVAXIN AND COVISHIELD ARE EQUALLY EFFECTIVE AND SAFE”**
- **“BE FULLY PROTECTED – GET THE SECOND DOSE AT YOUR SCHEDULED TIME”**

ANALYSIS

COVID-19 mass vaccinations are showing signs of preventing illness and steep decline in cases and hospital admissions in countries which done vaccination. Kerala started its vaccination for health care workers from January 16, 2021. The COVID-19 Vaccines Operational Guidelines issued by the Ministry of Health and Family Welfare, Govt. of India, 28th December 2020 and all subsequent Guidelines issued by Ministry of Health and Family Welfare, Govt of India are followed at the sites and all vaccination lanes

Summary of COVID Vaccine Administered as on 21-12-2021 midnight

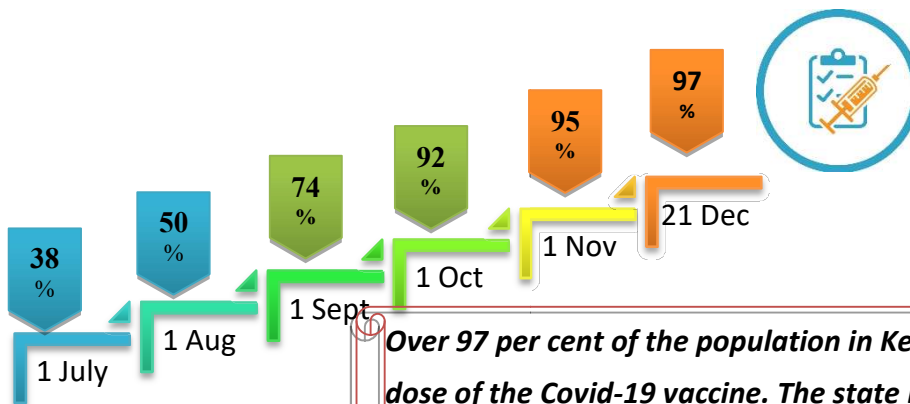


97% of eligible population vaccinated with a single dose till December 21

76% of eligible population vaccinated with double dose till December 21

State has vaccinated more than **97%** of people aged more than 45 years with a single dose

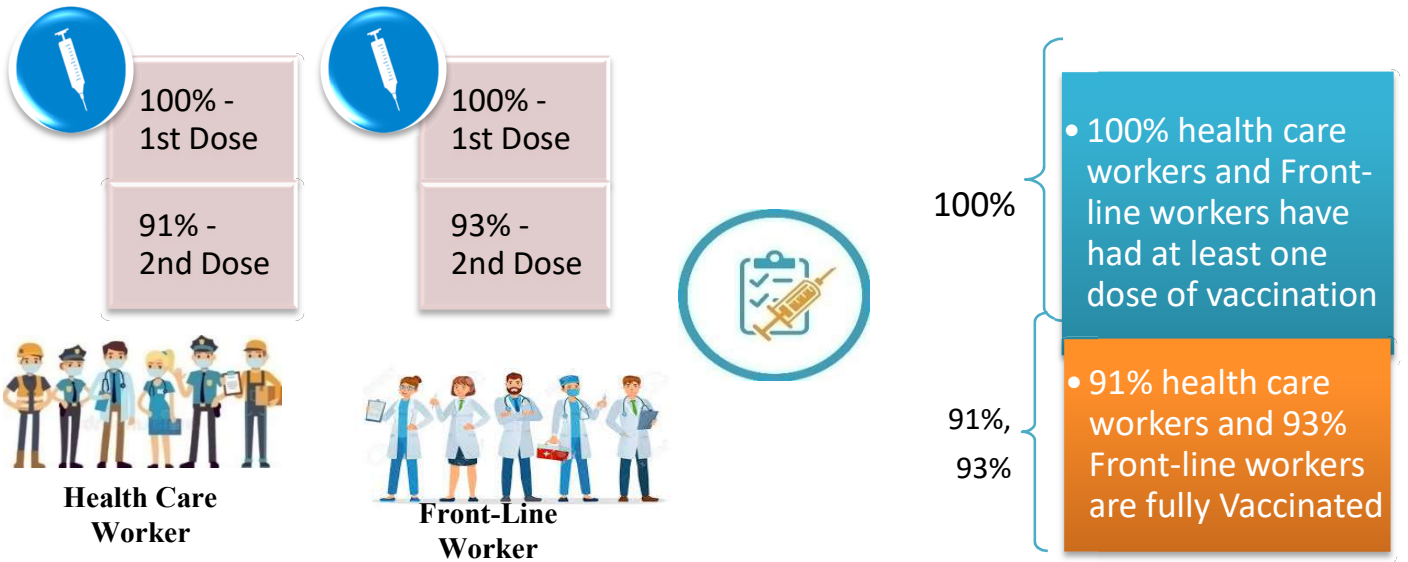
Time Line of Vaccination Coverage



Kerala began administration of COVID 19 Vaccines on 16th January, 2021. As of 21th December 2021, Kerala has administered over 46 million doses overall, including first and second doses of vaccines.


Over 97 per cent of the population in Kerala has been administered the first dose of the Covid-19 vaccine. The state has achieved the target within 339 days since the beginning of the vaccination drive on January 16.

Health Care Workers & Front-line Workers Vaccinated



Are You Vaccinated? You Still Need to Practice: SMS

- Even after vaccination, follow COVID appropriate behavior
- Practice Social Distancing and greet without physical contact
- Always wear clean face mask
- Wash your hands thoroughly and frequently or use hand sanitizer
- Follow the current COVID 19 guidelines to prevent further spread
- Stay Safe. Stay Strong. Get Vaccinated



Even After Getting Vaccinated Keep Taking Precautions to Protect Your Self



The Race Towards Full Vaccination - Weekly Trend

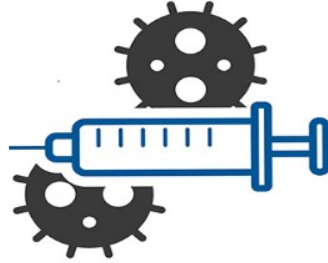
4th Dec – 10th Dec

Kerala Administered over

8.36 Lakh

COVID Vaccine Doses

in the last 7 days
(4th Dec to 10th Dec)

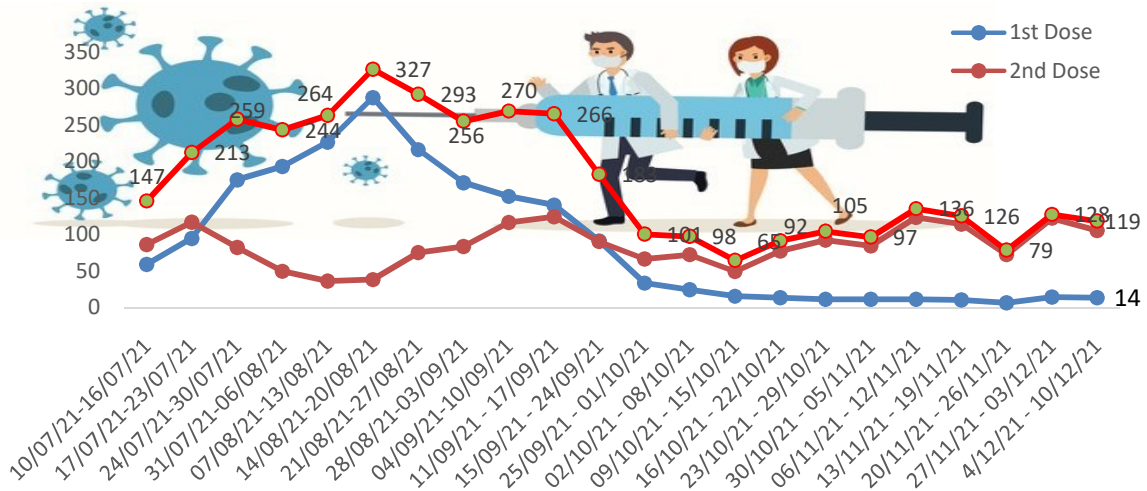


From 4th Dec to 10th Dec on average

1.19 lakh

doses were administered daily.

Average Doses Administered Per day per week (in 1000)



Trend in average per day vaccination for the last two weeks



Race Against Time – Vaccination Quarterly Status

(Q1: 16th Jan-Mar, Q2: Apr-June, Q3: July-Sep)

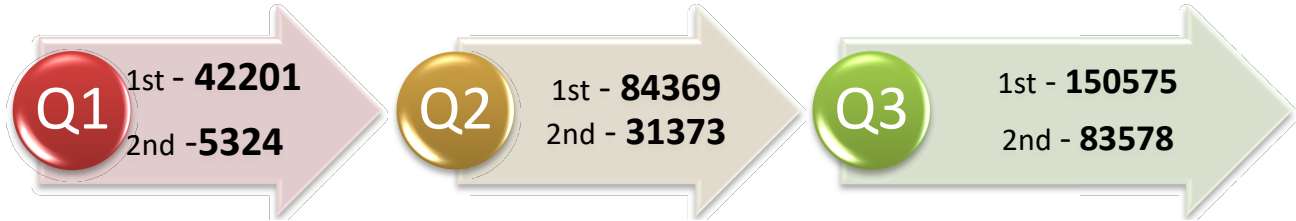
Daily Average Dozes Administered per Quarter

In the first Quarter, only 42201 first dozes and 5324 second dozes were administered daily on average. During the second and third quarters, the daily vaccination of the first and second dozes increased significantly.

Q1 : 16th Jan – Mar

Q2 : Apr - June

Q3 : July - Sep



Vaccination Achievement per Quarter

In the third quarter of the immunization drive, 52% of the eligible population (18 + age) in Kerala were given the first dose and 29% the second dose.

Dose Progression

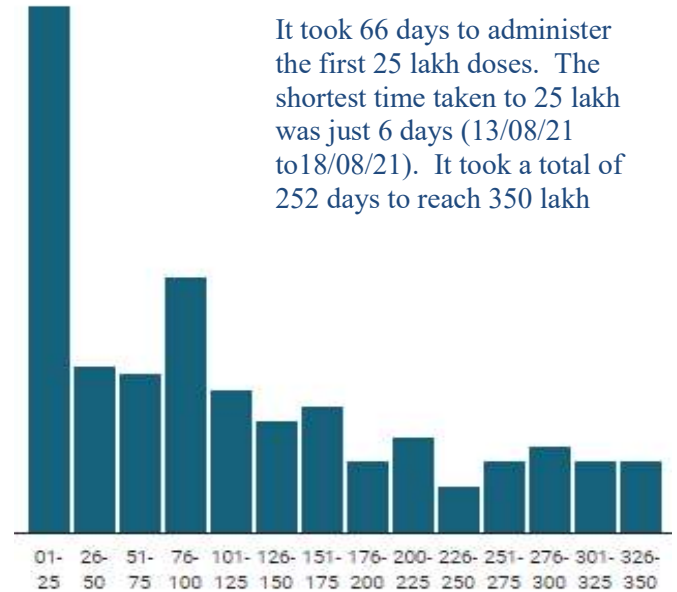
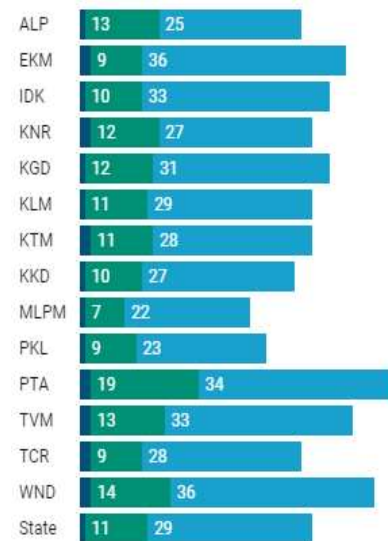
The chart shows the days taken for total COVID-19 Vaccination dozes in Kerala to cross every 25 lakh dose mark.

■ Q1 ■ Q2 ■ Q3

First Dose

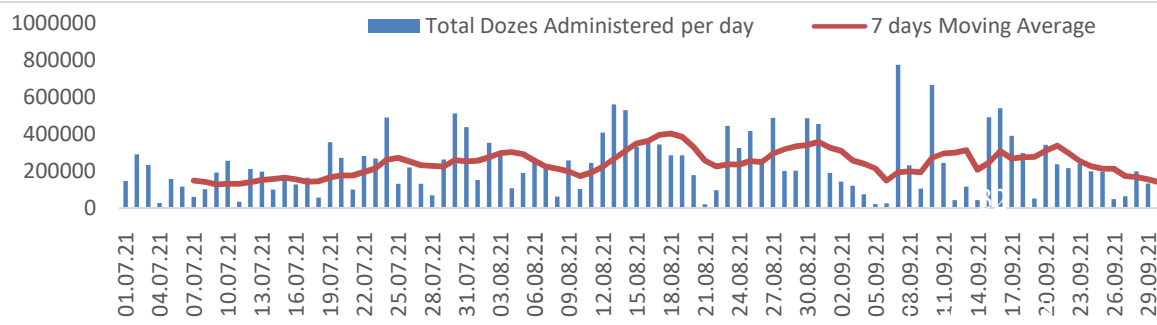


Second Dose



Vaccine Administered per Day and 7 days Moving Average in Last Quarter (July -

September) The seven-day moving average of daily dozes in the last quarter showed a peak on August 18th and continued to fluctuate thereafter



The average rate of daily vaccination fell between the last two weeks of September compared to the first three weeks. On 20/09/2021 the total dozes administered were 3.41 lakh, it declined thereafter and reached up to 1.34 lakh.

Important Message to the Public

- a. *Infection or infection rate is only a part and disease manifestation of disease is to be monitored*
- b. *Fatality among vaccinated people is very less. Disease severity among vaccinated people is less.*
- c. *People with comorbidity should be careful. Once detected covid positive they should get admitted and do not stay at home.*
- d. *Death among non-vaccinated people, especially people with comorbidity is because of late arrival in hospitals*
- e. *Diabetes and Hypertension together is the most common cause of patient death if they arrive late.*
- f. *Vaccinated people, only if symptomatic are advised to consult Doctor.*
- g. *Non Vaccinated people, if symptomatic, may do RTPCR test*
- h. *Antigen testing is only for emergency purpose*
- i. *Non vaccinated people with co-morbidities to do testing by RTPCR and consult doctor*
- j. *Repeat RTPCR is not needed among the people who are detected COVID positive in the previous 2 months*
- k. *All young person detected positive and at home isolation should do glucose test*

TABLE1.Total Vaccination done in the State as on 21/12/2021 midnight

State Summary till			22/12/2021	at 12 AM		
District	Target	First Dose	Percentage *	Second Dose	Percentage*	Total Doses Administered
Alappuzha	1704179	1553378	91%	1328384	78%	2,881,762
Ernakulam	2954098	3024834	102%	2349201	80%	5,374,035
Idukki	869082	873878	101%	677651	78%	1,551,529
Kannur	1913861	1941857	101%	1561108	82%	3,502,965
Kasaragod	992363	936149	94%	734576	74%	1,670,725
Kollam	2093511	2000740	96%	1577164	75%	3,577,904
Kottayam	1562022	1511251	97%	1225789	78%	2,737,040
Kozhikode	2499523	2418261	97%	1744069	70%	4,162,330
Malappuram	2988358	2964302	99%	1886132	63%	4,850,434
Palakkad	2140261	2066481	97%	1517591	71%	3,584,072
Pathanamthitta	1036488	1065738	103%	865992	84%	1,931,730
Thiruvananthapuram	2675400	2630657	98%	2133538	80%	4,764,195
Thrissur	2545664	2363135	93%	1983834	78%	4,346,969
Wayanad	659698	672222	102%	564911	86%	1,237,133
Grand Total	26634508	26022883	98%	20149940	76%	46,172,823
*Revised target population(> 18 years) as per MOHFW is 2.67 crores *As per letter from Additional Secretary MOHFW- D O No 2317579/2021/Imm dated 15/09/2021						

TABLE2.Covid-19 Vaccination Center Functional in the State as on 21/12/2021 midnight

DISTRICTS	Public	Private	Total
Alappuzha	85	6	91
Ernakulam	93	40	133
Idukki	44	6	50
Kannur	87	9	96
Kasaragod	49	1	50
Kollam	65	26	91
Kottayam	96	10	106
Kozhikode	91	17	108
Malappuram	116	12	128
Palakkad	86	13	99
Pathanamthitta	62	14	76
Thiruvananthapuram	120	17	137
Thrissur	101	35	136
Wayanad	59	2	61
GrandTotal	1154	208	1362

TABLE3. Health Care Workers Coverage as on 21/12/2021 midnight

<i>DISTRICT</i>	<i>1ST DOSE</i>	<i>Percentage</i>	<i>2ND DOSE</i>	<i>Percentage Fully Vaccinated</i>
Alappuzha	29006	100%	26942	93%
Ernakulam	85552	100%	74964	88%
Idukki	13549	100%	12879	95%
Kannur	40376	100%	37103	92%
Kasaragod	11610	100%	10691	92%
Kollam	36028	100%	33377	93%
Kottayam	38693	100%	35852	93%
Kozhikode	52729	100%	47447	90%
Malappuram	44821	100%	41345	92%
Palakkad	34668	100%	31474	91%
Pathanamthitta	29328	100%	24791	85%
Thiruvananthapuram	73409	100%	65665	89%
Thrissur	51908	100%	48743	94%
Wayanad	13975	100%	13196	94%
GrandTotal	555652	100%	504469	91%

TABLE4. Frontline workers Coverage as on 21/12/2021 midnight

<i>DISTRICT</i>	<i>1ST DOSE</i>	<i>Percentage</i>	<i>2nd DOSE</i>	<i>Percentage Fully Vaccinated</i>
Alappuzha	39115	100%	36476	93%
Ernakulam	54913	100%	49951	91%
Idukki	22987	100%	21105	92%
Kannur	41370	100%	39798	96%
Kasaragod	24611	100%	22270	90%
Kollam	42218	100%	38350	91%
Kottayam	32130	100%	30345	94%
Kozhikode	55258	100%	52143	94%
Malappuram	53904	100%	50850	94%
Palakkad	48087	100%	45031	94%
Pathanamthitta	25244	100%	22314	88%
Thiruvananthapuram	72962	100%	66918	92%
Thrissur	41900	100%	40444	97%
Wayanad	17017	100%	16003	94%
GrandTotal	571716	100%	531998	93%

TABLE5.Age-Appropriate Group (≥45Years) Coverage as on 21/12/2021 midnight

Age appropriate group (≥45years) Coverage as on 22/12/2021,12AM					
District	Target	1 st dose coverage	Percentage	2nd dose	Percentage Fully Vaccinated*
Alappuzha	960001	860570	90%	758634	79%
Ernakulam	1483234	1450168	98%	1245939	84%
Idukki	431545	439358	102%	372198	86%
Kannur	965897	953490	99%	831078	86%
Kasaragod	435487	430923	99%	368123	85%
Kollam	1038759	1049936	101%	885051	85%
Kottayam	896478	827655	92%	706460	79%
Kozhikode	1185845	1172559	99%	966525	82%
Malappuram	1210980	1191036	98%	912326	75%
Palakkad	1051934	976449	93%	808979	77%
Pathanamthitta	575669	591176	103%	515980	90%
Thiruvananthapuram	1366301	1305102	96%	1120633	82%
Thrissur	1271199	1241765	98%	1092326	86%
Wayanad	298546	304478	102%	272181	91%
Grand Total	13171875	12794665	97%	10856433	82%

*Among those who took 1st Dose

TABLE6.Age-Appropriate Group (18-44Years) Coverage as on 21/12/2021 midnight

18-44 years Coverage as on 22/12/2021 at 12 AM					
District	Target	First Dose		2nd Dose Coverage	Percentage fully vaccinated*
		1st Dose Coverage	Percentage		
Alappuzha	744178	624687	84%	506332	68%
Ernakulam	1470864	1434201	98%	978347	67%
Idukki	437537	397984	91%	271469	62%
Kannur	947964	906621	96%	653129	69%
Kasaragod	556876	469005	84%	333492	60%
Kollam	1054752	872558	83%	620386	59%
Kottayam	665544	612773	92%	453132	68%
Kozhikode	1313678	1137715	87%	677954	52%
Malappuram	1777378	1674541	94%	881611	50%
Palakkad	1088327	1007277	93%	632107	58%
Pathanamthitta	460819	419990	91%	302907	66%
Thiruvananthapuram	1309099	1179184	90%	880322	67%
Thrissur	1274465	1027562	81%	802321	63%
Wayanad	361152	336752	93%	263531	73%
Grand Total	13462633	12100850	90%	8257040	61%

*Among those who have taken first dose

TABLE7. Achievement for the day 21/12/2021 midnight

<i>DISTRICT</i>	<i>1st Dose</i>	<i>2nd Dose</i>	<i>Total</i>
Alappuzha	695	7220	7915
Ernakulam	1750	15077	16827
Idukki	348	3795	4143
Kannur	1354	15706	17060
Kasaragod	446	2601	3047
Kollam	979	8437	9416
Kottayam	986	9064	10050
Kozhikode	2010	19108	21118
Malappuram	3673	28752	32425
Palakkad	2374	23125	25499
Pathanamthitta	342	2192	2534
Thiruvananthapuram	1122	10367	11489
Thrissur	1245	12555	13800
Wayanad	231	1573	1804
Grand Total	17555	159572	177127

** Vaccine stock details couldn't be downloaded from e-VIN portal as the portal is down.

TABLE9. COVID Vaccination related sites

support@cowin.gov.in https://www.cowin.gov.in/home https://dashboard.kerala.gov.in/ https://dhs.kerala.gov.in/https://aogyakeralam.gov.in/https://sha.kerala.gov.in/

TABLE 10. COVID Vaccination related Helpline numbers

National/State/District	Line1	Line2	Line3
National Helpline	1075	+91 1123978046	0120 4473222
Disha	1056	04712552056	
StateCallCenter	04712309251	04712309252	04712309255
Thiruvananthapuram	9188610100	1077	
Kollam	04742797609	8589015556	
Pathanamthitta	04682222515	04682228220	
Alappuzha	04772239999		
Kottayam	04812565200	04812304800	04812581900
Idukki	18004255640	04862232220	04862233118
Ernakulam	9072303861		
Thrissur	9400066921	9400066922	9400066923
Palakkad	04912505264	04912505189	8943341439
Malappuram	04832733253	04832737858	04832733252
Kozhikode	7594001442		
Wayanad	04936202343	04936202375	9072510900
Kannur	04972700194		
Kasargod	9061076590	9061079244	9061078026