



കേരള സർക്കാർ

COVID-19 OUTBREAK CONTROL AND PREVENTION STATE
CELL HEALTH & FAMILY WELFARE DEPARTMENT
Govt of Kerala
www.health.kerala.gov.in

www.dhs.kerala.gov.in

controlroomdhskerala@gmail.com

KeralaHEALTH- COVID-19 DAILY VACCINATION BULLETIN

Date: 22/12/2021

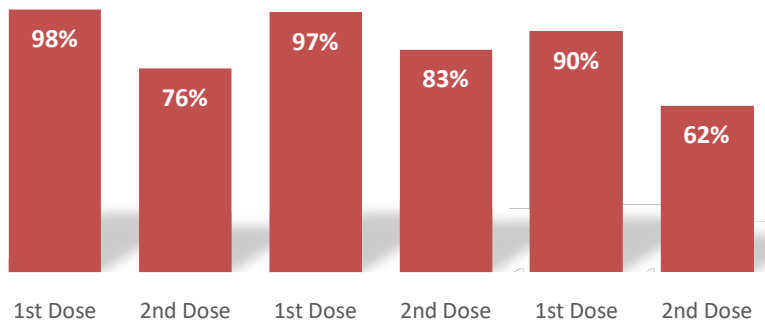
**OUR HEALTH OUR RESPONSIBILITY
VACCINE ADVISORY**

- *People who are vaccinated with Covid Vaccine are reported to have reduced Covid related ICU admissions, serious disease and death.*
- *Early vaccination is useful to safeguard our life from this deadly disease.*
- *Vaccination sessions are planned as per the availability of vaccine. All are requested to cooperate.*
- *After receiving the first dose, second dose of Covishield vaccine is to be taken between 12–16 weeks and second dose of Covaxin between 4-6 weeks.*
- *Covid vaccination is currently available to all above the age of 18.*
- *Vaccination is available free of cost in all Government covid vaccination centers, and at a nominal rate (as per the GoI order F.No.2079203/2021/Immunization) in selected private Hospitals.*
- **ENSURE ALL YOUR ELIGIBLE FAMILY MEMBERS ARE PROTECTED BY RECEIVING ANY OF THE AVAILABLE COVID VACCINE.**
- **“BOTH COVAXIN AND COVISHIELD ARE EQUALLY EFFECTIVE AND SAFE”**
- **“BE FULLY PROTECTED – GET THE SECOND DOSE AT YOUR SCHEDULED TIME”**

ANALYSIS

COVID-19 mass vaccinations are showing signs of preventing illness and steep decline in cases and hospital admissions in countries which done vaccination. Kerala started its vaccination for health care workers from January 16, 2021. The COVID-19 Vaccines Operational Guidelines issued by the Ministry of Health and Family Welfare, Govt. of India, 28th December 2020 and all subsequent Guidelines issued by Ministry of Health and Family Welfare, Govt of India are followed at the sites and all vaccination lanes

Summary of COVID Vaccine Administered as on 22-12-2021 midnight



98% of eligible population vaccinated with a single dose till December 22

98%

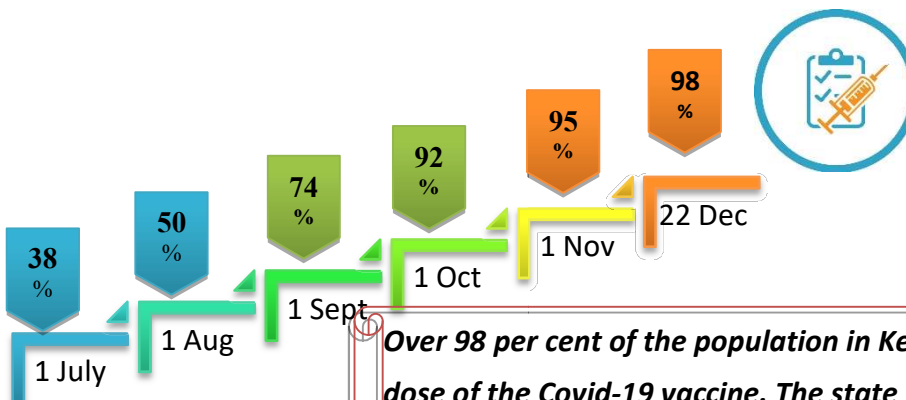
76% of eligible population vaccinated with double dose till December 22

76%

State has vaccinated more than 97% of people aged more than 45 years with a single dose

97%

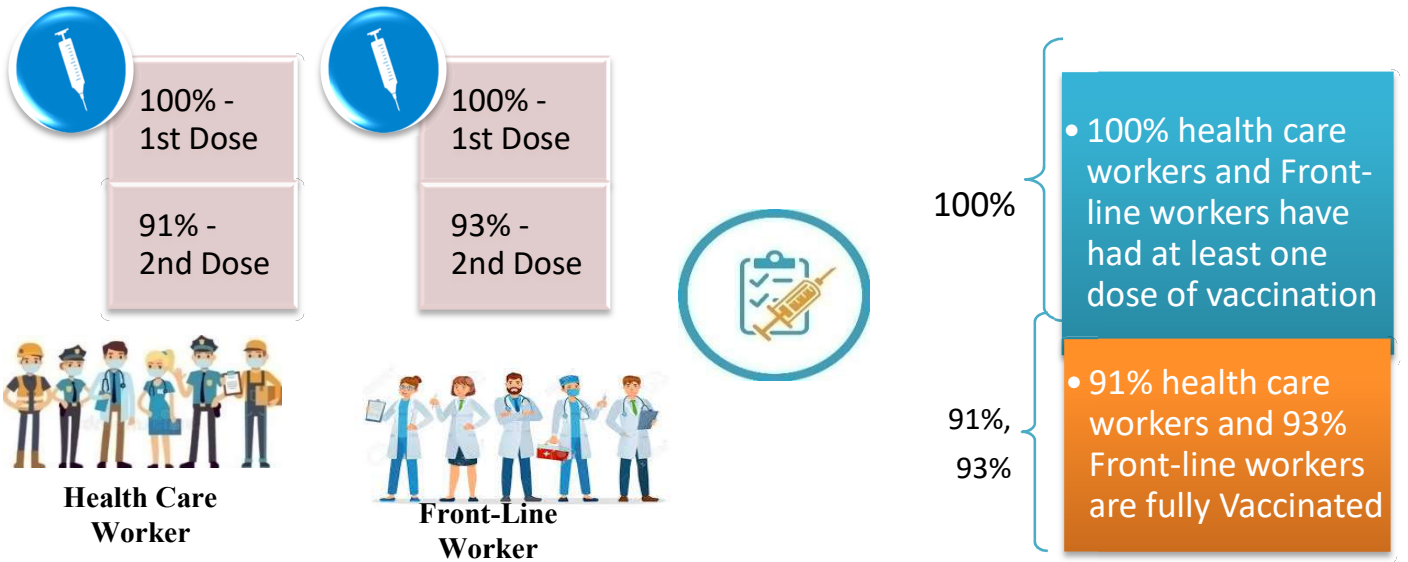
Time Line of Vaccination Coverage



Kerala began administration of COVID 19 Vaccines on 16th January, 2021. As of 22th December 2021, Kerala has administered over 46 million doses overall, including first and second doses of vaccines.


Over 98 per cent of the population in Kerala has been administered the first dose of the Covid-19 vaccine. The state has achieved the target within 340 days since the beginning of the vaccination drive on January 16.

Health Care Workers & Front-line Workers Vaccinated



Are You Vaccinated? You Still Need to Practice: SMS

- Even after vaccination, follow COVID appropriate behavior
- Practice Social Distancing and greet without physical contact
- Always wear clean face mask
- Wash your hands thoroughly and frequently or use hand sanitizer
- Follow the current COVID 19 guidelines to prevent further spread
- Stay Safe. Stay Strong. Get Vaccinated



Even After Getting Vaccinated Keep Taking Precautions to Protect Your Self



The Race Towards Full Vaccination - Weekly Trend

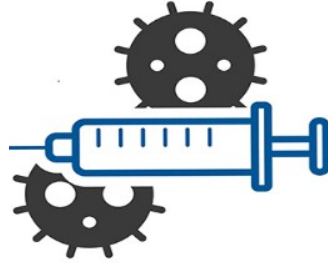
4th Dec – 10th Dec

Kerala Administered over

8.36 Lakh

COVID Vaccine Doses

in the last 7 days
(4th Dec to 10th Dec)

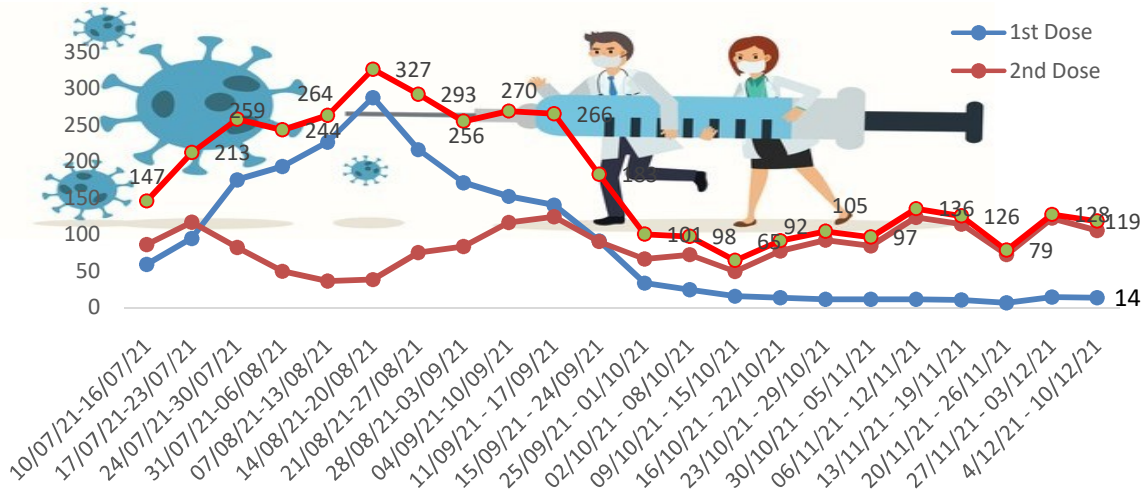


From 4th Dec to 10th Dec on average

1.19 lakh

doses were administered daily.

Average Doses Administered Per day per week (in 1000)



Trend in average per day vaccination for the last two weeks



Race Against Time – Vaccination Quarterly Status

(Q1: 16th Jan-Mar, Q2: Apr-June, Q3: July-Sep)

Daily Average Dozes Administered per Quarter

In the first Quarter, only 42201 first dozes and 5324 second dozes were administered daily on average. During the second and third quarters, the daily vaccination of the first and second dozes increased significantly.

Q1 : 16th Jan – Mar

Q2 : Apr - June

Q3 : July - Sep



Vaccination Achievement per Quarter

In the third quarter of the immunization drive, 52% of the eligible population (18 + age) in Kerala were given the first dose and 29% the second dose.

Dose Progression

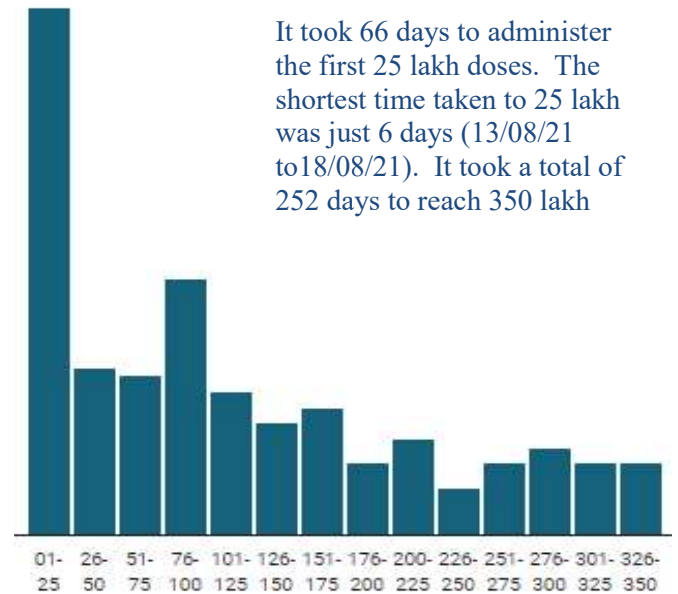
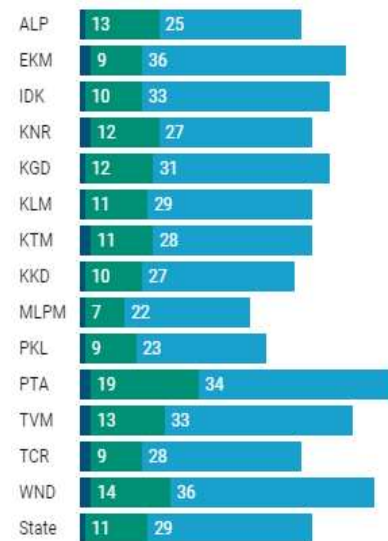
The chart shows the days taken for total COVID-19 Vaccination dozes in Kerala to cross every 25 lakh dose mark.

■ Q1 ■ Q2 ■ Q3

First Dose

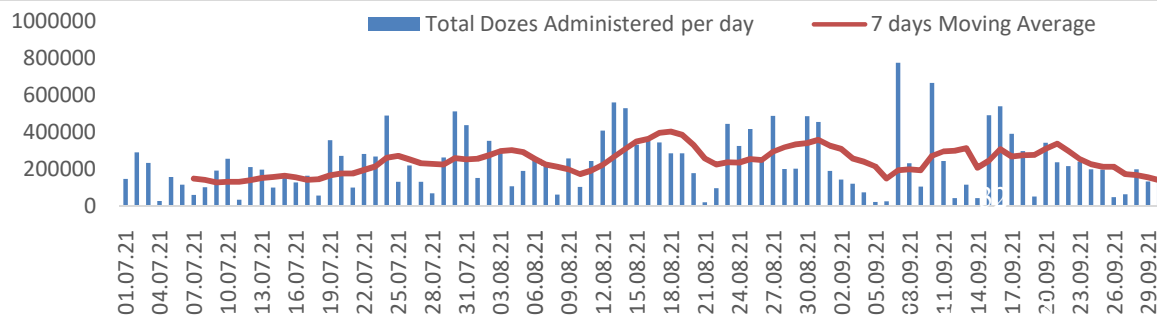


Second Dose



Vaccine Administered per Day and 7 days Moving Average in Last Quarter (July -

September) The seven-day moving average of daily dozes in the last quarter showed a peak on August 18th and continued to fluctuate thereafter



The average rate of daily vaccination fell between the last two weeks of September compared to the first three weeks. On 20/09/2021 the total dozes administered were 3.41 lakh, it declined thereafter and reached up to 1.34 lakh.

Important Message to the Public

- a. *Infection or infection rate is only a part and disease manifestation of disease is to be monitored*
- b. *Fatality among vaccinated people is very less. Disease severity among vaccinated people is less.*
- c. *People with comorbidity should be careful. Once detected covid positive they should get admitted and do not stay at home.*
- d. *Death among non-vaccinated people, especially people with comorbidity is because of late arrival in hospitals*
- e. *Diabetes and Hypertension together is the most common cause of patient death if they arrive late.*
- f. *Vaccinated people, only if symptomatic are advised to consult Doctor.*
- g. *Non Vaccinated people, if symptomatic, may do RTPCR test*
- h. *Antigen testing is only for emergency purpose*
- i. *Non vaccinated people with co-morbidities to do testing by RTPCR and consult doctor*
- j. *Repeat RTPCR is not needed among the people who are detected COVID positive in the previous 2 months*
- k. *All young person detected positive and at home isolation should do glucose test*

TABLE1.Total Vaccination done in the State as on 22/12/2021 midnight

State Summary till			23/12/2021	at 12 AM		
District	Target	First Dose	Percentage *	Second Dose	Percentage*	Total Doses Administered
Alappuzha	1704179	1553606	91%	1330268	78%	2,883,874
Ernakulam	2954098	3025247	102%	2352713	80%	5,377,960
Idukki	869082	873946	101%	677934	78%	1,551,880
Kannur	1913861	1942226	101%	1565230	82%	3,507,456
Kasaragod	992363	936570	94%	736737	74%	1,673,307
Kollam	2093511	2001125	96%	1579968	75%	3,581,093
Kottayam	1562022	1511351	97%	1226517	79%	2,737,868
Kozhikode	2499523	2419526	97%	1753268	70%	4,172,794
Malappuram	2988358	2967917	99%	1907862	64%	4,875,779
Palakkad	2140261	2067446	97%	1525982	71%	3,593,428
Pathanamthitta	1036488	1065763	103%	866214	84%	1,931,977
Thiruvananthapuram	2675400	2631113	98%	2136617	80%	4,767,730
Thrissur	2545664	2363867	93%	1990521	78%	4,354,388
Wayanad	659698	672424	102%	566148	86%	1,238,572
Grand Total	26634508	26032127	98%	20215979	76%	46,248,106
*Revised target population(> 18 years) as per MOHFW is 2.67 crores *As per letter from Additional Secretary MOHFW- D O No 2317579/2021/Imm dated 15/09/2021						

TABLE2.Covid-19 Vaccination Center Functional in the State as on 22/12/2021 midnight

DISTRICTS	Public	Private	Total
Alappuzha	1	6	7
Ernakulam	14	41	55
Idukki	6	2	8
Kannur	32	9	41
Kasaragod	37	1	38
Kollam	20	22	42
Kottayam	8	12	20
Kozhikode	93	17	110
Malappuram	57	6	63
Palakkad	66	13	79
Pathanamthitta	1	8	9
Thiruvananthapuram	70	22	92
Thrissur	66	35	101
Wayanad	59	3	62
GrandTotal	530	197	727

TABLE3. Health Care Workers Coverage as on 22/12/2021 midnight

<i>DISTRICT</i>	<i>1ST DOSE</i>	<i>Percentage</i>	<i>2ND DOSE</i>	<i>Percentage Fully Vaccinated</i>
Alappuzha	29006	100%	26945	93%
Ernakulam	85552	100%	74970	88%
Idukki	13549	100%	12879	95%
Kannur	40376	100%	37106	92%
Kasaragod	11610	100%	10692	92%
Kollam	36028	100%	33382	93%
Kottayam	38693	100%	35853	93%
Kozhikode	52729	100%	47455	90%
Malappuram	44821	100%	41352	92%
Palakkad	34668	100%	31476	91%
Pathanamthitta	29328	100%	24793	85%
Thiruvananthapuram	73409	100%	65669	89%
Thrissur	51908	100%	48744	94%
Wayanad	13975	100%	13205	94%
GrandTotal	555652	100%	504521	91%

TABLE4. Frontline workers Coverage as on 22/12/2021 midnight

<i>DISTRICT</i>	<i>1ST DOSE</i>	<i>Percentage</i>	<i>2nd DOSE</i>	<i>Percentage Fully Vaccinated</i>
Alappuzha	39115	100%	36476	93%
Ernakulam	54913	100%	49953	91%
Idukki	22987	100%	21109	92%
Kannur	41370	100%	39801	96%
Kasaragod	24611	100%	22270	90%
Kollam	42218	100%	38352	91%
Kottayam	32130	100%	30345	94%
Kozhikode	55258	100%	52154	94%
Malappuram	53904	100%	50861	94%
Palakkad	48087	100%	45036	94%
Pathanamthitta	25244	100%	22314	88%
Thiruvananthapuram	72962	100%	66923	92%
Thrissur	41900	100%	40448	97%
Wayanad	17017	100%	16003	94%
GrandTotal	571716	100%	532045	93%

TABLE5.Age-Appropriate Group (≥45Years) Coverage as on 22/12/2021 midnight

Age appropriate group (≥45years) Coverage as on 23/12/2021,12AM					
District	Target	1 st dose coverage	Percentage	2nd dose	Percentage Fully Vaccinated*
Alappuzha	960001	860650	90%	759390	79%
Ernakulam	1483234	1450245	98%	1246815	84%
Idukki	431545	439386	102%	372284	86%
Kannur	965897	953601	99%	832389	86%
Kasaragod	435487	431001	99%	368605	85%
Kollam	1038759	1050077	101%	886043	85%
Kottayam	896478	827686	92%	706728	79%
Kozhikode	1185845	1172788	99%	968931	82%
Malappuram	1210980	1191790	98%	918100	76%
Palakkad	1051934	976641	93%	811138	77%
Pathanamthitta	575669	591185	103%	516079	90%
Thiruvananthapuram	1366301	1305259	96%	1121598	82%
Thrissur	1271199	1241976	98%	1094640	86%
Wayanad	298546	304521	102%	272434	91%
Grand Total	13171875	12796806	97%	10875174	83%

*Among those who took 1st Dose

TABLE6.Age-Appropriate Group (18-44Years) Coverage as on 22/12/2021 midnight

18-44 years Coverage as on 23/12/2021 at 12 AM					
District	Target	First Dose		2nd Dose Coverage	Percentage fully vaccinated*
		1st Dose Coverage	Percentage		
Alappuzha	744178	624835	84%	507457	68%
Ernakulam	1470864	1434537	98%	980975	67%
Idukki	437537	398024	91%	271662	62%
Kannur	947964	906879	96%	655934	69%
Kasaragod	556876	469348	84%	335170	60%
Kollam	1054752	872802	83%	622191	59%
Kottayam	665544	612842	92%	453591	68%
Kozhikode	1313678	1138751	87%	684728	52%
Malappuram	1777378	1677402	94%	897549	50%
Palakkad	1088327	1008050	93%	638332	59%
Pathanamthitta	460819	420006	91%	303028	66%
Thiruvananthapuram	1309099	1179483	90%	882427	67%
Thrissur	1274465	1028083	81%	806689	63%
Wayanad	361152	336911	93%	264506	73%
Grand Total	13462633	12107953	90%	8304239	62%

*Among those who have taken first dose

TABLE7. Achievement for the day 22/12/2021 midnight

<i>DISTRICT</i>	<i>1st Dose</i>	<i>2nd Dose</i>	<i>Total</i>
Alappuzha	227	1869	2096
Ernakulam	403	3359	3762
Idukki	18	160	178
Kannur	362	3999	4361
Kasaragod	421	2161	2582
Kollam	385	2800	3185
Kottayam	100	724	824
Kozhikode	1247	9030	10277
Malappuram	3613	21699	25312
Palakkad	962	8387	9349
Pathanamthitta	24	219	243
Thiruvananthapuram	456	3079	3535
Thrissur	731	6682	7413
Wayanad	202	1237	1439
Grand Total	9151	65405	74556

** Vaccine stock details couldn't be downloaded from e-VIN portal as the portal is down.

TABLE9. COVID Vaccination related sites

support@cowin.gov.in https://www.cowin.gov.in/home https://dashboard.kerala.gov.in/ https://dhs.kerala.gov.in/https://aogyakeralam.gov.in/https://sha.kerala.gov.in/

TABLE 10. COVID Vaccination related Helpline numbers

National/State/District	Line1	Line2	Line3
National Helpline	1075	+91 1123978046	0120 4473222
Disha	1056	04712552056	
StateCallCenter	04712309251	04712309252	04712309255
Thiruvananthapuram	9188610100	1077	
Kollam	04742797609	8589015556	
Pathanamthitta	04682222515	04682228220	
Alappuzha	04772239999		
Kottayam	04812565200	04812304800	04812581900
Idukki	18004255640	04862232220	04862233118
Ernakulam	9072303861		
Thrissur	9400066921	9400066922	9400066923
Palakkad	04912505264	04912505189	8943341439
Malappuram	04832733253	04832737858	04832733252
Kozhikode	7594001442		
Wayanad	04936202343	04936202375	9072510900
Kannur	04972700194		
Kasargod	9061076590	9061079244	9061078026