



കേരള സർക്കാർ

COVID-19 OUTBREAK CONTROL AND PREVENTION STATE
CELL HEALTH & FAMILY WELFARE DEPARTMENT
Govt of Kerala
www.health.kerala.gov.in

www.dhs.kerala.gov.in

controlroomdhskerala@gmail.com

KeralaHEALTH- COVID-19 DAILY VACCINATION BULLETIN

Date: 26/12/2021

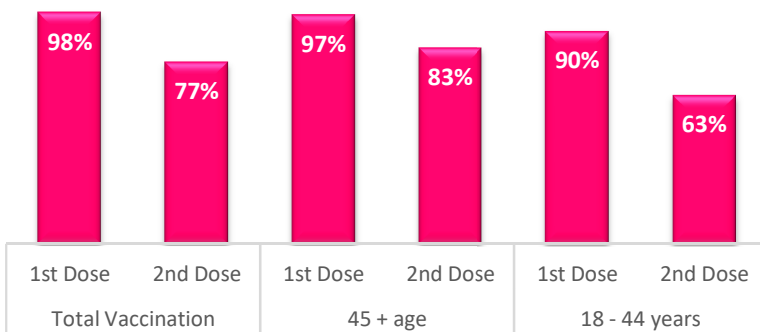
**OUR HEALTH OUR RESPONSIBILITY
VACCINE ADVISORY**

- *People who are vaccinated with Covid Vaccine are reported to have reduced Covid related ICU admissions, serious disease and death.*
- *Early vaccination is useful to safeguard our life from this deadly disease.*
- *Vaccination sessions are planned as per the availability of vaccine. All are requested to cooperate.*
- *After receiving the first dose, second dose of Covishield vaccine is to be taken between 12–16 weeks and second dose of Covaxin between 4-6 weeks.*
- *Covid vaccination is currently available to all above the age of 18*
- *Vaccination is available free of cost in all Government covid vaccination centers, and at a nominal rate (as per the GoI order F.No.2079203/2021/Immunization) in selected private Hospitals.*
- ***ENSURE ALL YOUR ELIGIBLE FAMILY MEMBERS ARE PROTECTED BY RECEIVING ANY OF THE AVAILABLE COVID VACCINE.***
- ***“BOTH COVAXIN AND COVISHIELD ARE EQUALLY EFFECTIVE AND SAFE”***
- ***“BE FULLY PROTECTED – GET THE SECOND DOSE AT YOUR SCHEDULED TIME”***

ANALYSIS

COVID-19 mass vaccinations are showing signs of preventing illness and steep decline in cases and hospital admissions in countries which done vaccination. Kerala started its vaccination for health care workers from January 16, 2021. The COVID-19 Vaccines Operational Guidelines issued by the Ministry of Health and Family Welfare, Govt. of India, 28th December 2020 and all subsequent Guidelines issued by Ministry of Health and Family Welfare, Govt of India are followed at the sites and all vaccination lanes

Summary of COVID Vaccine Administered as on 26-12-2021 midnight



98% of eligible population vaccinated with a single dose till December 26



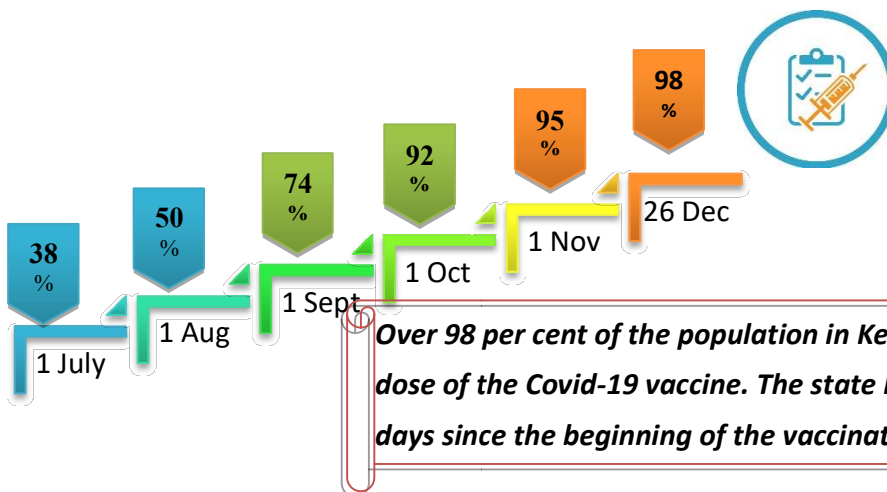
77% of eligible population vaccinated with double dose till December 26



State has vaccinated more than 97% of people aged more than 45 years with a single dose



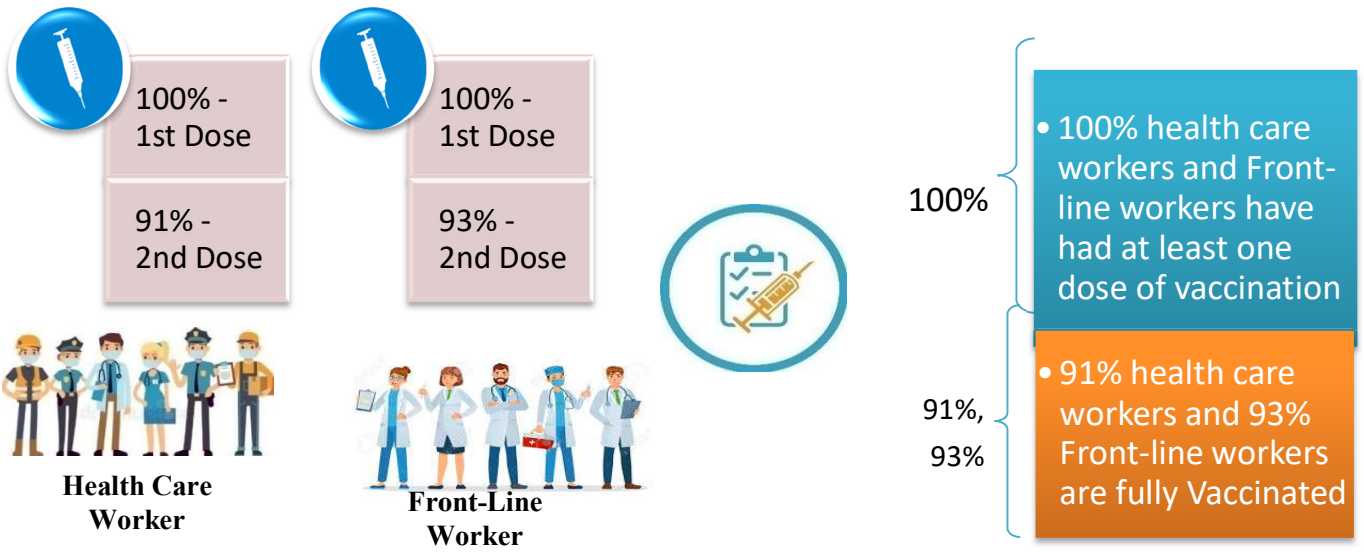
Time Line of Vaccination Coverage



Kerala began administration of COVID 19 Vaccines on 16th January, 2021. As of 26th December 2021, Kerala has administered over 46 million doses overall, including first and second doses of vaccines.


Over 98 per cent of the population in Kerala has been administered the first dose of the Covid-19 vaccine. The state has achieved the target within 344 days since the beginning of the vaccination drive on January 16.

Health Care Workers & Front-line Workers Vaccinated



Are You Vaccinated? You Still Need to Practice: SMS

- Even after vaccination, follow COVID appropriate behavior
- Practice Social Distancing and greet without physical contact
- Always wear clean face mask
- Wash your hands thoroughly and frequently or use hand sanitizer
- Follow the current COVID 19 guidelines to prevent further spread
- Stay Safe. Stay Strong. Get Vaccinated



Even After Getting Vaccinated Keep Taking Precautions to Protect Your Self

			
GET VACCINATED	WASH YOUR HANDS	WEAR A MASK	KEEP YOUR DISTANCE

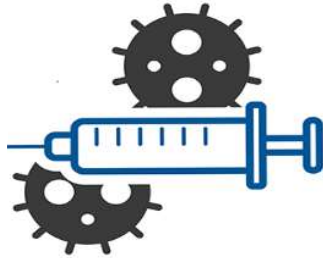
The Race Towards Full Vaccination - Weekly Trend 18th Dec – 24th Dec

Kerala Administered over

7.86 Lakh

COVID Vaccine Doses

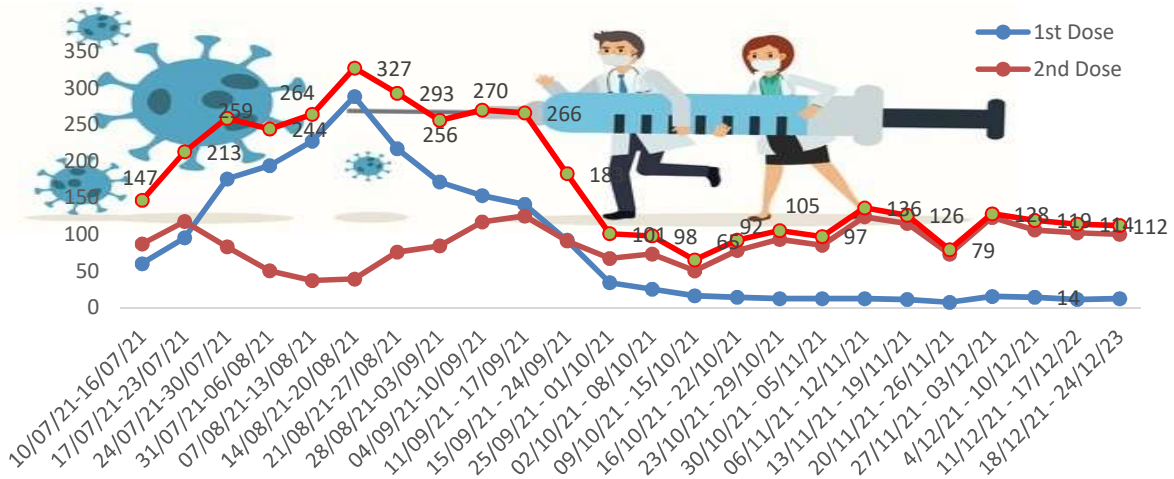
in the last 7 days
(18th Dec to 24th Dec)



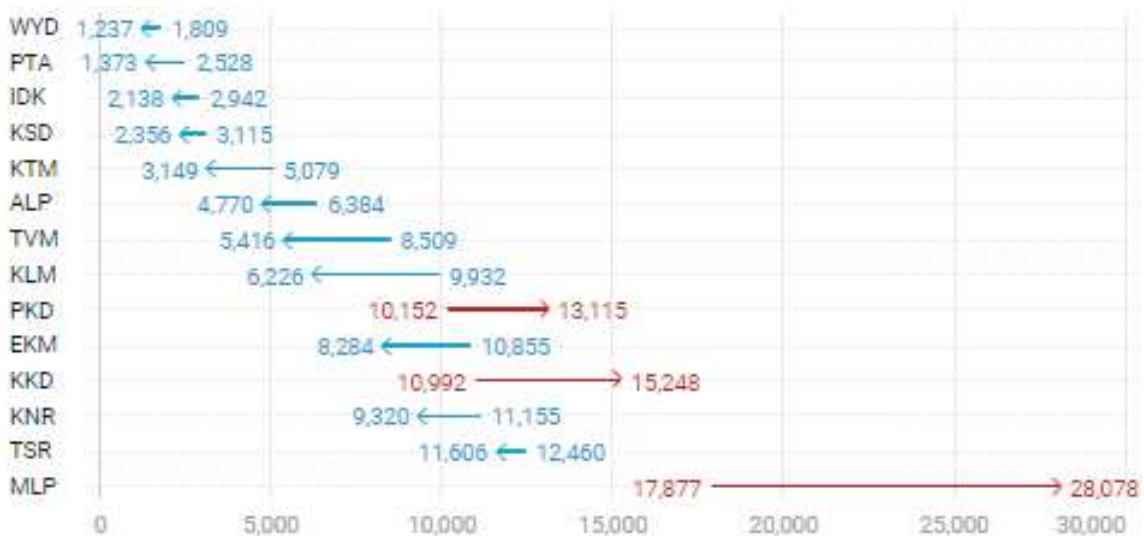
From 18th Dec to 24th Dec on average

1.12 lakh doses were administered daily.

Average Doses Administered Per day per week (in 1000)



Trend in average per day vaccination for the last two weeks



Race Against Time – Vaccination Quarterly Status

(Q1: 16th Jan-Mar, Q2: Apr-June, Q3: July-Sep)

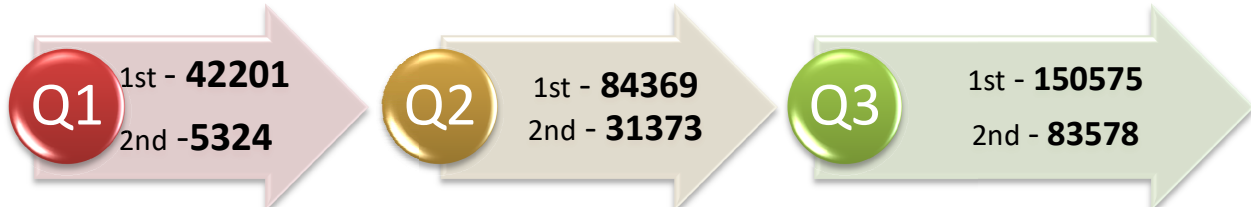
Daily Average Dozes Administered per Quarter

In the first Quarter, only 42201 first dozes and 5324 second dozes were administered daily on average. During the second and third quarters, the daily vaccination of the first and second dozes increased significantly.

Q1 : 16th Jan – Mar

Q2 : Apr - June

Q3 : July - Sep



Vaccination Achievement per Quarter

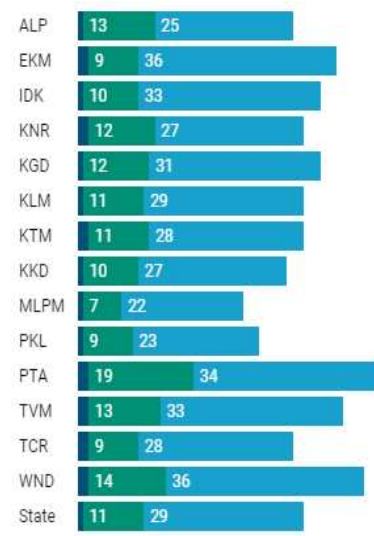
In the third quarter of the immunization drive, 52% of the eligible population (18 + age) in Kerala were given the first dose and 29% the second dose.

■ Q1 ■ Q2 ■ Q3

First Dose

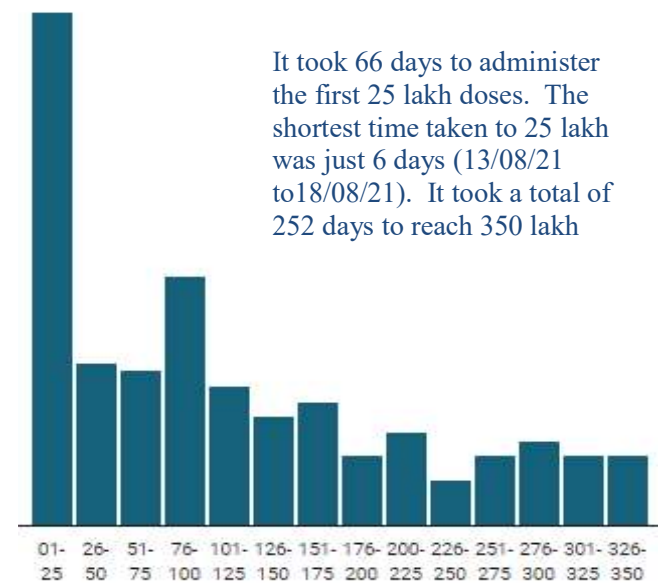


Second Dose



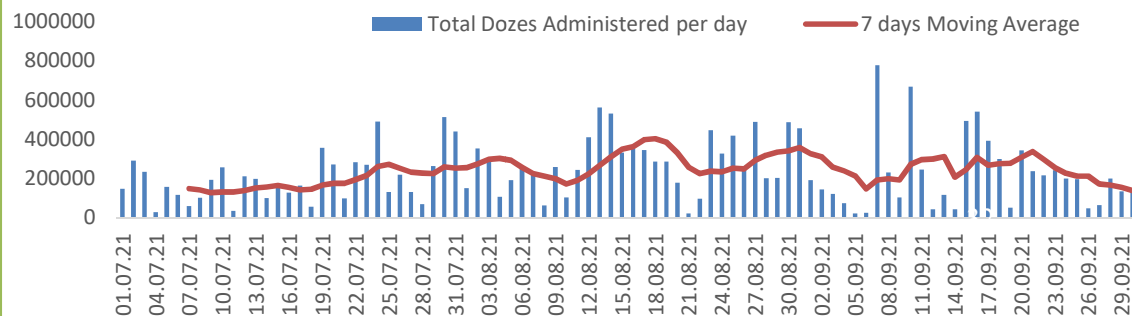
Dose Progression

The chart shows the days taken for total COVID-19 Vaccination dozes in Kerala to cross every 25 lakh dose mark



Vaccine Administered per Day and 7 days Moving Average in Last Quarter (July -

September) The seven-day moving average of daily dozes in the last quarter showed a peak on August 18th and continued to fluctuate thereafter



The average rate of daily vaccination fell between the last two weeks of September compared to the first three weeks. On 20/09/2021 the total dozes administered were 3.41 lakh, it declined thereafter and reached up to 1.34 lakh.

Important Message to the Public

- a. *Infection or infection rate is only a part and disease manifestation of disease is to be monitored*
- b. *Fatality among vaccinated people is very less. Disease severity among vaccinated people is less.*
- c. *People with comorbidity should be careful. Once detected covid positive they should get admitted and do not stay at home.*
- d. *Death among non-vaccinated people, especially people with comorbidity is because of late arrival in hospitals*
- e. *Diabetes and Hypertension together is the most common cause of patient death if they arrive late.*
- f. *Vaccinated people, only if symptomatic are advised to consult Doctor.*
- g. *Non Vaccinated people, if symptomatic, may do RTPCR test*
- h. *Antigen testing is only for emergency purpose*
- i. *Non vaccinated people with co-morbidities to do testing by RTPCR and consult doctor*
- j. *Repeat RTPCR is not needed among the people who are detected COVID positive in the previous 2 months*
- k. *All young person detected positive and at home isolation should do glucose test*

TABLE1.Total Vaccination done in the State as on 26/12/2021 midnight

State Summary till			27/12/2021	at 12 AM		
District	Target	First Dose	Percentage *	Second Dose	Percentage*	Total Doses Administered
Alappuzha	1704179	1554859	91%	1341363	79%	28,96,222
Ernakulam	2954098	3027587	102%	2373329	80%	54,00,916
Idukki	869082	874479	101%	683093	79%	15,57,572
Kannur	1913861	1944259	102%	1586736	83%	35,30,995
Kasaragod	992363	937404	94%	741753	75%	16,79,157
Kollam	2093511	2003548	96%	1597805	76%	36,01,353
Kottayam	1562022	1512323	97%	1234425	79%	27,46,748
Kozhikode	2499523	2424475	97%	1799171	72%	42,23,646
Malappuram	2988358	2977047	100%	1970246	66%	49,47,293
Palakkad	2140261	2070122	97%	1548464	72%	36,18,586
Pathanamthitta	1036488	1066270	103%	869854	84%	19,36,124
Thiruvananthapuram	2675400	2632041	98%	2144125	80%	47,76,166
Thrissur	2545664	2366883	93%	2019739	79%	43,86,622
Wayanad	659698	672754	102%	568372	86%	12,41,126
Grand Total	26634508	26064051	98%	20478475	77%	4,65,42,526
	*Revised target population(> 18 years) as per MOHFW is 2.67 crores *As per letter from Additional Secretary MOHFW- D O No 2317579/2021/Imm dated 15/09/2021					

TABLE2.Covid-19 Vaccination Center Functional in the State as on 26/12/2021 midnight

DISTRICTS	Public	Private	Total
Alappuzha	0	4	4
Ernakulam	2	13	15
Idukki	0	2	2
Kannur	0	9	9
Kasaragod	0	0	0
Kollam	0	7	7
Kottayam	0	1	1
Kozhikode	0	10	10
Malappuram	2	7	9
Palakkad	0	11	11
Pathanamthitta	0	1	1
Thiruvananthapuram	1	18	19
Thrissur	1	16	17
Wayanad	0	1	1
GrandTotal	6	100	106

TABLE3. Health Care Workers Coverage as on 26/12/2021 midnight

<i>DISTRICT</i>	<i>1ST DOSE</i>	<i>Percentage</i>	<i>2ND DOSE</i>	<i>Percentage Fully Vaccinated</i>
Alappuzha	29006	100%	26959	93%
Ernakulam	85552	100%	75002	88%
Idukki	13549	100%	12884	95%
Kannur	40376	100%	37122	92%
Kasaragod	11610	100%	10694	92%
Kollam	36028	100%	33405	93%
Kottayam	38693	100%	35866	93%
Kozhikode	52729	100%	47484	90%
Malappuram	44821	100%	41380	92%
Palakkad	34668	100%	31491	91%
Pathanamthitta	29328	100%	24794	85%
Thiruvananthapuram	73410	100%	65682	89%
Thrissur	51908	100%	48767	94%
Wayanad	13975	100%	13210	95%
GrandTotal	555653	100%	504740	91%

TABLE4. Frontline workers Coverage as on 26/12/2021 midnight

<i>DISTRICT</i>	<i>1ST DOSE</i>	<i>Percentage</i>	<i>2nd DOSE</i>	<i>Percentage Fully Vaccinated</i>
Alappuzha	39115	100%	36486	93%
Ernakulam	54913	100%	49966	91%
Idukki	22987	100%	21117	92%
Kannur	41370	100%	39804	96%
Kasaragod	24611	100%	22274	91%
Kollam	42218	100%	38371	91%
Kottayam	32130	100%	30348	94%
Kozhikode	55259	100%	52183	94%
Malappuram	53904	100%	50884	94%
Palakkad	48088	100%	45053	94%
Pathanamthitta	25244	100%	22321	88%
Thiruvananthapuram	72962	100%	66937	92%
Thrissur	41900	100%	40466	97%
Wayanad	17017	100%	16010	94%
GrandTotal	571718	100%	532220	93%

TABLE5.Age-Appropriate Group (≥45Years) Coverage as on 26/12/2021 midnight

Age appropriate group (≥45years) Coverage as on 27/12/2021,12AM					
District	Target	1 st dose coverage	Percentage	2nd dose	Percentage Fully Vaccinated*
Alappuzha	960001	861051	90%	763290	80%
Ernakulam	1483234	1450742	98%	1251991	84%
Idukki	431545	439504	102%	373677	87%
Kannur	965897	954141	99%	838542	87%
Kasaragod	435487	431154	99%	369608	85%
Kollam	1038759	1050775	101%	891788	86%
Kottayam	896478	827990	92%	709566	79%
Kozhikode	1185845	1173809	99%	980769	83%
Malappuram	1210980	1193554	99%	933093	77%
Palakkad	1051934	977182	93%	816565	78%
Pathanamthitta	575669	591346	103%	517043	90%
Thiruvananthapuram	1366301	1305552	96%	1124049	82%
Thrissur	1271199	1242834	98%	1103814	87%
Wayanad	298546	304588	102%	272821	91%
Grand Total	13171875	12804222	97%	10946616	83%

*Among those who took 1st Dose

TABLE6.Age-Appropriate Group (18-44Years) Coverage as on 26/12/2021 midnight

18-44 years Coverage as on 27/12/2021 at 12 AM					
District	Target	First Dose		2nd Dose	Percentage fully vaccinated*
		1st Dose Coverage	Percentage	Coverage	
Alappuzha	744178	625687	84%	514628	69%
Ernakulam	1470864	1436380	98%	996370	68%
Idukki	437537	398439	91%	275415	63%
Kannur	947964	908372	96%	671268	71%
Kasaragod	556876	470029	84%	339177	61%
Kollam	1054752	874527	83%	634241	60%
Kottayam	665544	613510	92%	458645	69%
Kozhikode	1313678	1142678	87%	718735	55%
Malappuram	1777378	1684768	95%	944889	53%
Palakkad	1088327	1010184	93%	655355	60%
Pathanamthitta	460819	420352	91%	305696	66%
Thiruvananthapuram	1309099	1180117	90%	887457	68%
Thrissur	1274465	1030241	81%	826692	65%
Wayanad	361152	337174	93%	266331	74%
Grand Total	13462633	12132458	90%	8494899	63%

*Among those who have taken first dose

TABLE7. Achievement for the day 26/12/2021 midnight

DISTRICT	1 st Dose	2 nd Dose	Total
Alappuzha	7	7	14
Ernakulam	111	942	1053
Idukki	1	13	14
Kannur	5	30	35
Kasaragod	0	0	0
Kollam	8	31	39
Kottayam	3	18	21
Kozhikode	12	92	104
Malappuram	89	833	922
Palakkad	23	133	156
Pathanamthitta	0	0	0
Thiruvananthapuram	29	166	195
Thrissur	20	209	229
Wayanad	0	0	0
Grand Total	308	2474	2782

** Vaccine stock details couldn't be downloaded from e-VIN portal as the portal is down.

TABLE9. COVID Vaccination related sites

support@cowin.gov.in https://www.cowin.gov.in/home https://dashboard.kerala.gov.in/ https://dhs.kerala.gov.in/https://aogyakeralam.gov.in/https://sha.kerala.gov.in/

TABLE 10. COVID Vaccination related Helpline numbers

National/State/District	Line1	Line2	Line3
National Helpline	1075	+91 1123978046	0120 4473222
Disha	1056	04712552056	
StateCallCenter	04712309251	04712309252	04712309255
Thiruvananthapuram	9188610100	1077	
Kollam	04742797609	8589015556	
Pathanamthitta	04682222515	04682228220	
Alappuzha	04772239999		
Kottayam	04812565200	04812304800	04812581900
Idukki	18004255640	04862232220	04862233118
Ernakulam	9072303861		
Thrissur	9400066921	9400066922	9400066923
Palakkad	04912505264	04912505189	8943341439
Malappuram	04832733253	04832737858	04832733252
Kozhikode	7594001442		
Wayanad	04936202343	04936202375	9072510900
Kannur	04972700194		
Kasargod	9061076590	9061079244	9061078026