



കേരള സർക്കാർ

COVID-19 OUTBREAK CONTROL AND PREVENTION STATE
CELL HEALTH & FAMILY WELFARE DEPARTMENT
Govt of Kerala
www.health.kerala.gov.in

www.dhs.kerala.gov.in

controlroomdhskerala@gmail.com

KeralaHEALTH-COVID-19 DAILY VACCINATION BULLETIN

Date: 27/12/2021

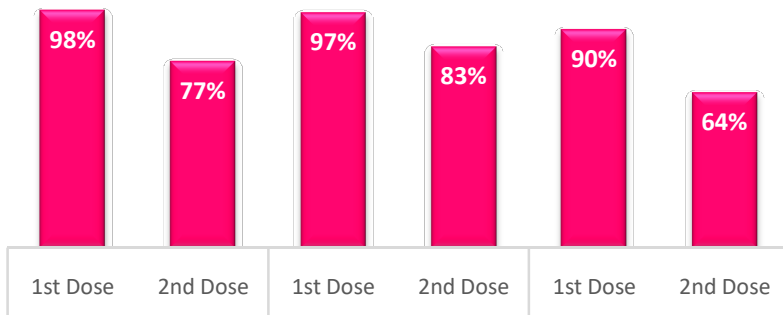
**OUR HEALTH OUR RESPONSIBILITY
VACCINE ADVISORY**

- *People who are vaccinated with Covid Vaccine are reported to have reduced Covid related ICU admissions, serious disease and death.*
- *Early vaccination is useful to safeguard our life from this deadly disease.*
- *Vaccination sessions are planned as per the availability of vaccine. All are requested to cooperate.*
- *After receiving the first dose, second dose of Covishield vaccine is to be taken between 12–16 weeks and second dose of Covaxin between 4-6 weeks.*
- *Covid vaccination is currently available to all above the age of 18.*
- *Vaccination is available free of cost in all Government covid vaccination centers, and at a nominal rate (as per the GoI order F.No.2079203/2021/Immunization) in selected private Hospitals.*
- **ENSURE ALL YOUR ELIGIBLE FAMILY MEMBERS ARE PROTECTED BY RECEIVING ANY OF THE AVAILABLE COVID VACCINE.**
- **“BOTH COVAXIN AND COVISHIELD ARE EQUALLY EFFECTIVE AND SAFE”**
- **“BE FULLY PROTECTED – GET THE SECOND DOSE AT YOUR SCHEDULED TIME”**

ANALYSIS

COVID-19 mass vaccinations are showing signs of preventing illness and steep decline in cases and hospital admissions in countries which done vaccination. Kerala started its vaccination for health care workers from January 16, 2021. The COVID-19 Vaccines Operational Guidelines issued by the Ministry of Health and Family Welfare, Govt. of India, 28th December 2020 and all subsequent Guidelines issued by Ministry of Health and Family Welfare, Govt of India are followed at the sites and all vaccination lanes

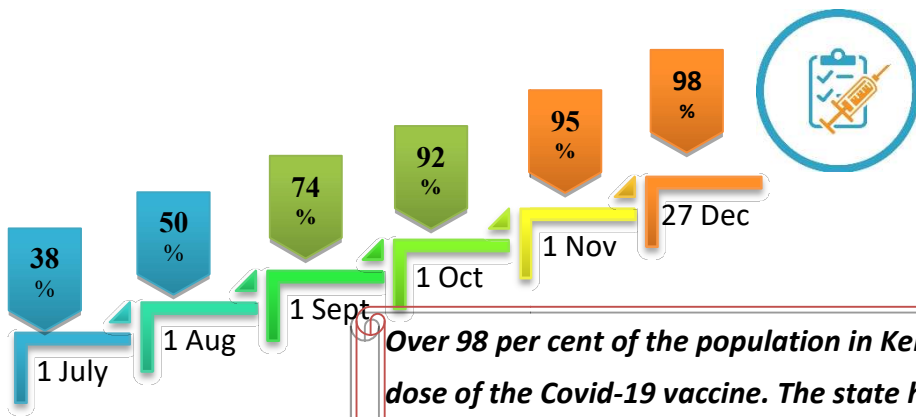
Summary of COVID Vaccine Administered as on 27-12-2021 midnight



- 98%** of eligible population vaccinated with a single dose till December 27
- 77%** of eligible population vaccinated with double dose till December 27
- State has vaccinated more than **97%** of people aged more than 45 years with a single dose



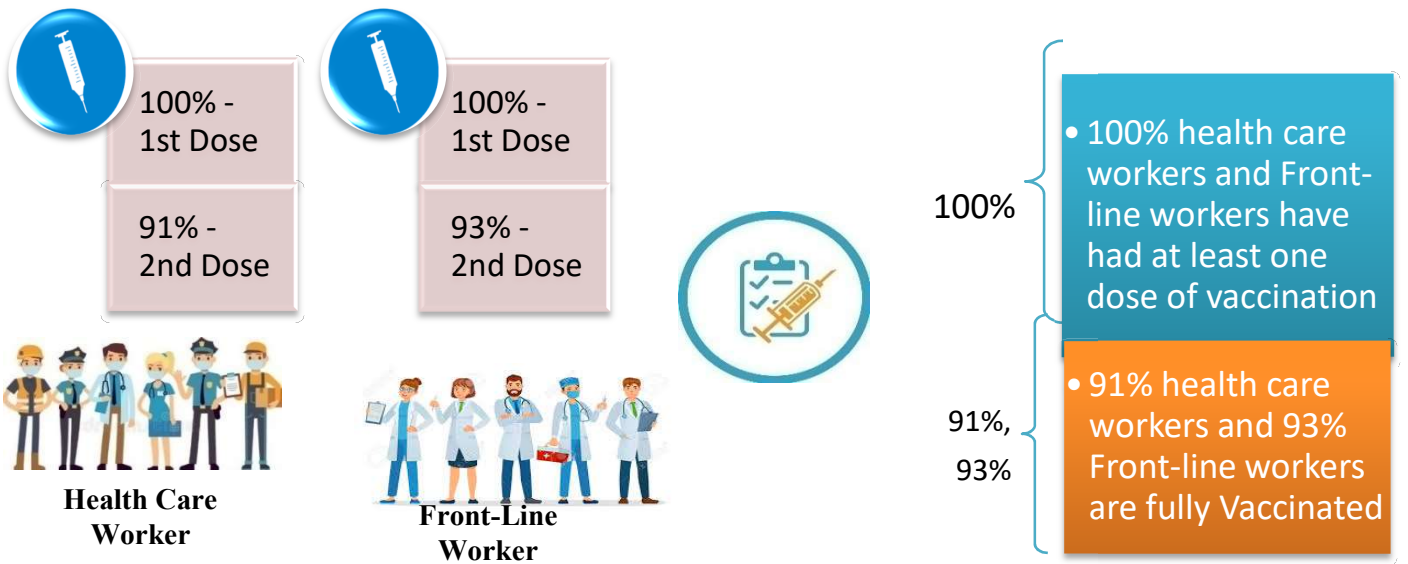
Time Line of Vaccination Coverage



Kerala began administration of COVID 19 Vaccines on 16th January, 2021. As of 27th December 2021, Kerala has administered over 46 million doses overall, including first and second doses of vaccines.


Over 98 per cent of the population in Kerala has been administered the first dose of the Covid-19 vaccine. The state has achieved the target within 344 days since the beginning of the vaccination drive on January 16.

Health Care Workers & Front-line Workers Vaccinated



Are You Vaccinated? You Still Need to Practice: SMS

- Even after vaccination, follow COVID appropriate behavior
- Practice Social Distancing and greet without physical contact
- Always wear clean face mask
- Wash your hands thoroughly and frequently or use hand sanitizer
- Follow the current COVID 19 guidelines to prevent further spread
- Stay Safe. Stay Strong. Get Vaccinated



Even After Getting Vaccinated Keep Taking Precautions to Protect Your Self



The Race Towards Full Vaccination - Weekly Trend

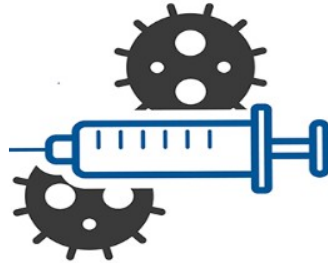
18th Dec – 24th Dec

Kerala Administered over

7.86 Lakh

COVID Vaccine Doses

in the last 7 days
(18th Dec to 24th Dec)

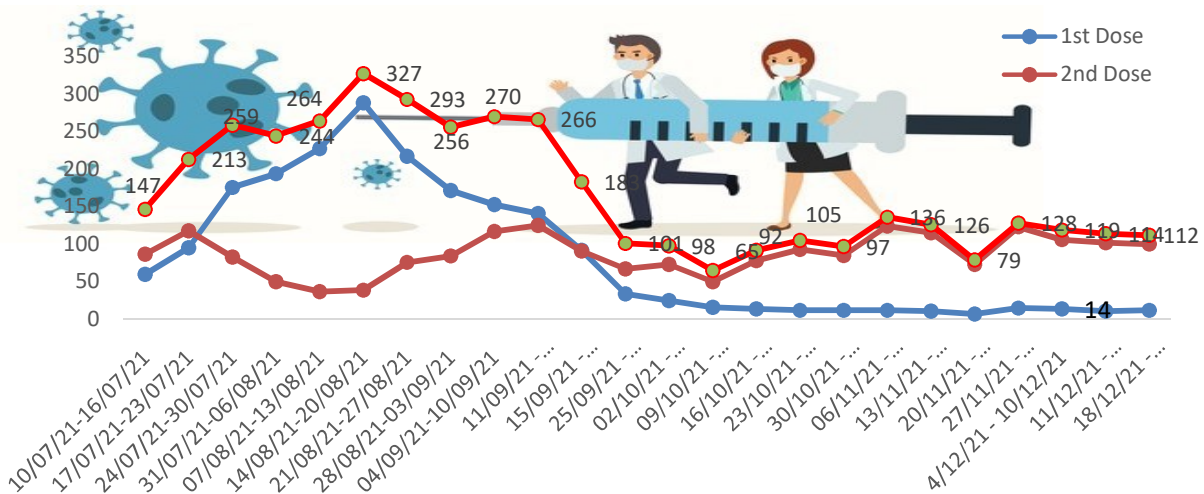


From 18th Dec to 24th Dec on average

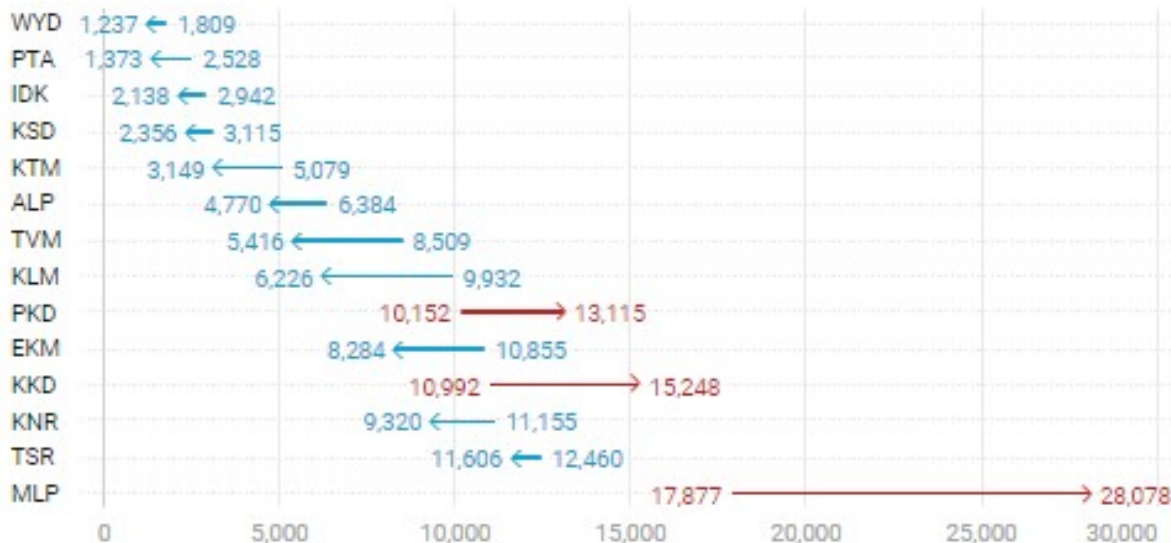
1.12lakh

doses were administered daily.

Average Doses Administered Per day per week (in 1000)



Trend in average per day vaccination for the last two weeks



Race Against Time – Vaccination Quarterly Status

(Q1: 16th Jan-Mar, Q2: Apr-June, Q3: July-Sep)

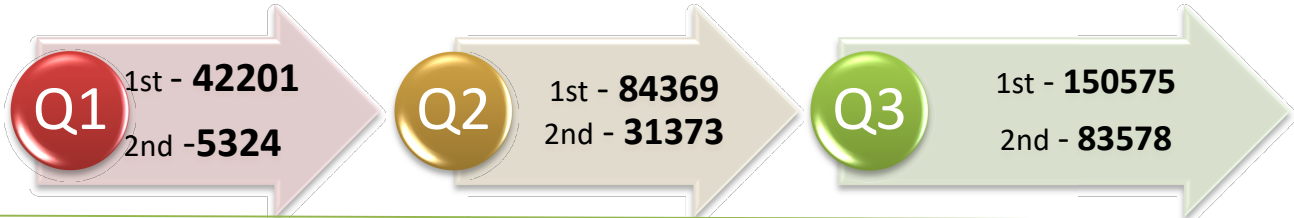
Daily Average Dozes Administered per Quarter

In the first Quarter, only 42201 first dozes and 5324 second dozes were administered daily on average. During the second and third quarters, the daily vaccination of the first and second dozes increased significantly.

Q1 : 16th Jan – Mar

Q2 : Apr - June

Q3 : July - Sep



Vaccination Achievement per Quarter

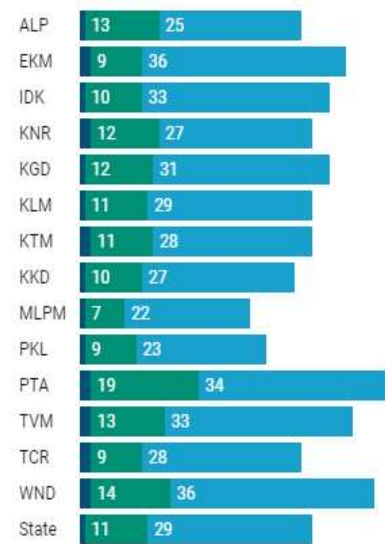
In the third quarter of the immunization drive, 52% of the eligible population (18 + age) in Kerala were given the first dose and 29% the second dose.

■ Q1 ■ Q2 ■ Q3

First Dose

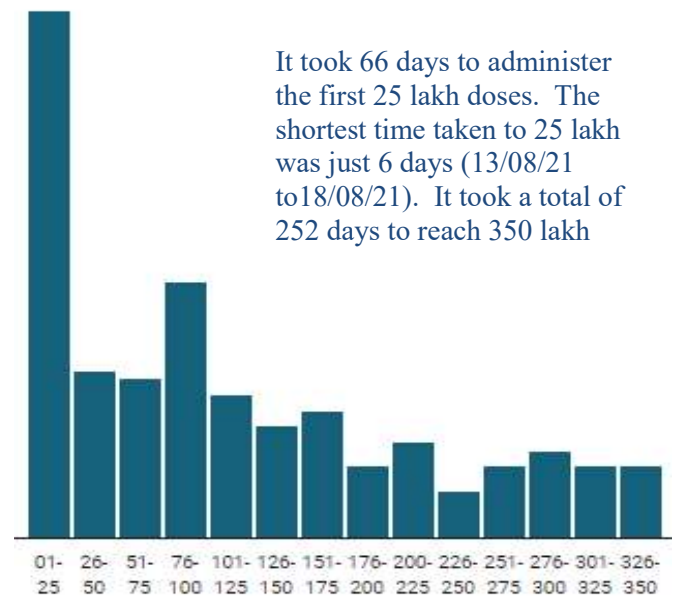


Second Dose



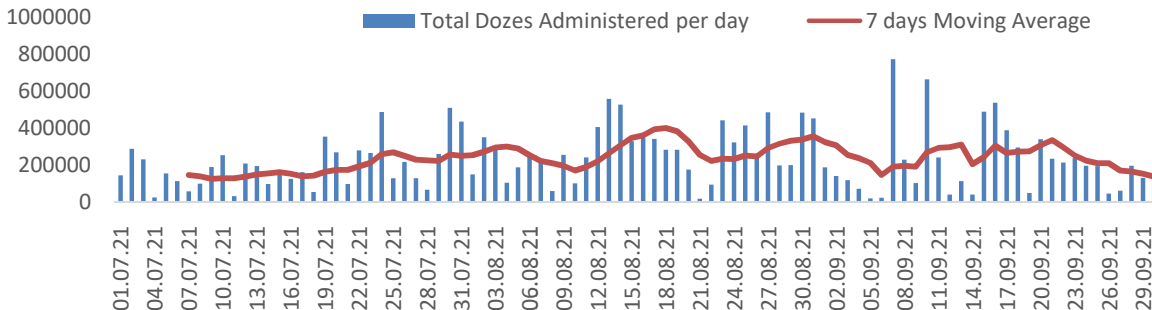
Dose Progression

The chart shows the days taken for total COVID-19 Vaccination doses in Kerala to cross every 25 lakh dose mark



Vaccine Administered per Day and 7 days Moving Average in Last Quarter (July -

September) The seven-day moving average of daily doses in the last quarter showed a peak on August 18th and continued to fluctuate thereafter



The average rate of daily vaccination fell between the last two weeks of September compared to the first three weeks. On 20/09/2021 the total doses administered were 3.41 lakh, it declined thereafter and reached up to 1.34 lakh.

Important Message to the Public

- a. *Infection or infection rate is only a part and disease manifestation of disease is to be monitored*
- b. *Fatality among vaccinated people is very less. Disease severity among vaccinated people is less.*
- c. *People with comorbidity should be careful. Once detected covid positive they should get admitted and do not stay at home.*
- d. *Death among non-vaccinated people, especially people with comorbidity is because of late arrival in hospitals*
- e. *Diabetes and Hypertension together is the most common cause of patient death if they arrive late.*
- f. *Vaccinated people, only if symptomatic are advised to consult Doctor.*
- g. *Non Vaccinated people, if symptomatic, may do RTPCR test*
- h. *Antigen testing is only for emergency purpose*
- i. *Non vaccinated people with co-morbidities to do testing by RTPCR and consult doctor*
- j. *Repeat RTPCR is not needed among the people who are detected COVID positive in the previous 2 months*
- k. *All young person detected positive and at home isolation should do glucose test*

TABLE1.Total Vaccination done in the State as on 27/12/2021 midnight

State Summary till			28/12/2021	at 12 AM		
District	Target	First Dose	Percentage *	Second Dose	Percentage*	Total Doses Administered
Alappuzha	1704179	1555942	91%	1350871	79%	2,906,813
Ernakulam	2954098	3028555	103%	2380503	81%	5,409,058
Idukki	869082	874879	101%	687222	79%	1,562,101
Kannur	1913861	1945165	102%	1595183	83%	3,540,348
Kasaragod	992363	938033	95%	745660	75%	1,683,693
Kollam	2093511	2005340	96%	1609934	77%	3,615,274
Kottayam	1562022	1512755	97%	1237899	79%	2,750,654
Kozhikode	2499523	2426378	97%	1815605	73%	4,241,983
Malappuram	2988358	2981526	100%	2001245	67%	4,982,771
Palakkad	2140261	2072068	97%	1564868	73%	3,636,936
Pathanamthitta	1036488	1066570	103%	872097	84%	1,938,667
Thiruvananthapuram	2675400	2633432	98%	2155342	81%	4,788,774
Thrissur	2545664	2368332	93%	2032852	80%	4,401,184
Wayanad	659698	672893	102%	569393	86%	1,242,286
Grand Total	26634508	26081868	98%	20618674	77%	46,700,542
*Revised target population(> 18 years) as per MOHFW is 2.67 crores *As per letter from Additional Secretary MOHFW- D O No 2317579/2021/Imm dated 15/09/2021						

TABLE2. Covid-19 Vaccination Center Functional in the State as on 27/12/2021 midnight

DISTRICTS	Public	Private	Total
Alappuzha	85	7	92
Ernakulam	41	37	78
Idukki	38	4	42
Kannur	71	9	80
Kasaragod	46	1	47
Kollam	70	22	92
Kottayam	61	11	72
Kozhikode	93	15	108
Malappuram	83	6	89
Palakkad	89	14	103
Pathanamthitta	62	14	76
Thiruvananthapuram	67	22	89
Thrissur	84	26	110
Wayanad	59	1	60
GrandTotal	949	189	1138

TABLE3. Health Care Workers Coverage as on 27/12/2021 midnight

<i>DISTRICT</i>	<i>1ST DOSE</i>	<i>Percentage</i>	<i>2ND DOSE</i>	<i>Percentage Fully Vaccinated</i>
Alappuzha	29006	100%	26964	93%
Ernakulam	85552	100%	75008	88%
Idukki	13550	100%	12891	95%
Kannur	40376	100%	37128	92%
Kasaragod	11610	100%	10696	92%
Kollam	36029	100%	33410	93%
Kottayam	38693	100%	35872	93%
Kozhikode	52729	100%	47498	90%
Malappuram	44821	100%	41392	92%
Palakkad	34668	100%	31501	91%
Pathanamthitta	29328	100%	24797	85%
Thiruvananthapuram	73410	100%	65698	89%
Thrissur	51908	100%	48779	94%
Wayanad	13975	100%	13213	95%
Grand Total	555655	100%	504847	91%

TABLE4. Frontline workers Coverage as on 27/12/2021 midnight

<i>DISTRICT</i>	<i>1ST DOSE</i>	<i>Percentage</i>	<i>2nd DOSE</i>	<i>Percentage Fully Vaccinated</i>
Alappuzha	39115	100%	36493	93%
Ernakulam	54913	100%	49971	91%
Idukki	22987	100%	21125	92%
Kannur	41370	100%	39805	96%
Kasaragod	24611	100%	22275	91%
Kollam	42218	100%	38383	91%
Kottayam	32130	100%	30354	94%
Kozhikode	55259	100%	52198	94%
Malappuram	53904	100%	50893	94%
Palakkad	48088	100%	45063	94%
Pathanamthitta	25244	100%	22325	88%
Thiruvananthapuram	72962	100%	66957	92%
Thrissur	41900	100%	40473	97%
Wayanad	17017	100%	16011	94%
Grand Total	571718	100%	532326	93%

TABLE5.Age-Appropriate Group (≥ 45 Years) Coverage as on 27/12/2021 midnight

Age appropriate group (≥ 45 years) Coverage as on 28/12/2021,12AM					
District	Target	1 st dose coverage	Percentage	2nd dose	Percentage Fully Vaccinated*
Alappuzha	960001	861365	90%	766286	80%
Ernakulam	1483234	1450937	98%	1253628	85%
Idukki	431545	439589	102%	374710	87%
Kannur	965897	954325	99%	840728	87%
Kasaragod	435487	431260	99%	370300	85%
Kollam	1038759	1051298	101%	895548	86%
Kottayam	896478	828125	92%	710636	79%
Kozhikode	1185845	1174151	99%	984717	83%
Malappuram	1210980	1194337	99%	940030	78%
Palakkad	1051934	977562	93%	820483	78%
Pathanamthitta	575669	591418	103%	517532	90%
Thiruvananthapuram	1366301	1305877	96%	1127126	82%
Thrissur	1271199	1243169	98%	1107688	87%
Wayanad	298546	304600	102%	272962	91%
Grand Total	13171875	12808013	97%	10982374	83%

*Among those who took 1st Dose

TABLE6.Age-Appropriate Group (18-44 Years) Coverage as on 27/12/2021 midnight

18-44 years Coverage as on 28/12/2021 at 12 AM					
District	Target	First Dose		2nd Dose Coverage	Percentage fully vaccinated*
		1st Dose Coverage	Percentage		
Alappuzha	744178	626456	84%	521128	70%
Ernakulam	1470864	1437153	98%	1001896	68%
Idukki	437537	398753	91%	278496	64%
Kannur	947964	909094	96%	677522	71%
Kasaragod	556876	470552	84%	342389	61%
Kollam	1054752	875795	83%	642593	61%
Kottayam	665544	613807	92%	461037	69%
Kozhikode	1313678	1144239	87%	731192	56%
Malappuram	1777378	1688464	95%	968930	55%
Palakkad	1088327	1011750	93%	667821	61%
Pathanamthitta	460819	420580	91%	307443	67%
Thiruvananthapuram	1309099	1181183	90%	895561	68%
Thrissur	1274465	1031355	81%	835912	66%
Wayanad	361152	337301	93%	267207	74%
Grand Total	13462633	12146482	90%	8599127	64%

*Among those who have taken first dose

TABLE7. Achievement for the day 27/12/2021 midnight

<i>DISTRICT</i>	<i>1st Dose</i>	<i>2nd Dose</i>	<i>Total</i>
Alappuzha	1083	9508	10591
Ernakulam	951	7100	8051
Idukki	400	4129	4529
Kannur	907	8440	9347
Kasaragod	629	3905	4534
Kollam	1792	12125	13917
Kottayam	432	3474	3906
Kozhikode	1902	16431	18333
Malappuram	4459	30780	35239
Palakkad	1946	16404	18350
Pathanamthitta	297	2224	2521
Thiruvananthapuram	1391	11217	12608
Thrissur	1449	13113	14562
Wayanad	138	996	1134
Grand Total	17776	139846	157622

** Vaccine stock details couldn't be downloaded from e-VIN portal as the portal is down.

TABLE9.COVID Vaccination related sites

support@cowin.gov.in https://www.cowin.gov.in/home https://dashboard.kerala.gov.in/ https://dhs.kerala.gov.in/https://aogyakeralam.gov.in/https://sha.kerala.gov.in/

TABLE 10. COVID Vaccination related Helpline numbers

National/State/District	Line1	Line2	Line3
National Helpline	1075	+91 1123978046	0120 4473222
Disha	1056	04712552056	
StateCallCenter	04712309251	04712309252	04712309255
Thiruvananthapuram	9188610100	1077	
Kollam	04742797609	8589015556	
Pathanamthitta	04682222515	04682228220	
Alappuzha	04772239999		
Kottayam	04812565200	04812304800	04812581900
Idukki	18004255640	04862232220	04862233118
Ernakulam	9072303861		
Thrissur	9400066921	9400066922	9400066923
Palakkad	04912505264	04912505189	8943341439
Malappuram	04832733253	04832737858	04832733252
Kozhikode	7594001442		
Wayanad	04936202343	04936202375	9072510900
Kannur	04972700194		
Kasargod	9061076590	9061079244	9061078026