



കേരള സർക്കാർ

COVID-19 OUTBREAK CONTROL AND PREVENTION STATE
CELL HEALTH & FAMILY WELFARE DEPARTMENT
Govt of Kerala
www.health.kerala.gov.in

www.dhs.kerala.gov.in

controlroomdhskerala@gmail.com

KeralaHEALTH-COVID-19 DAILY VACCINATION BULLETIN

Date: 28/12/2021

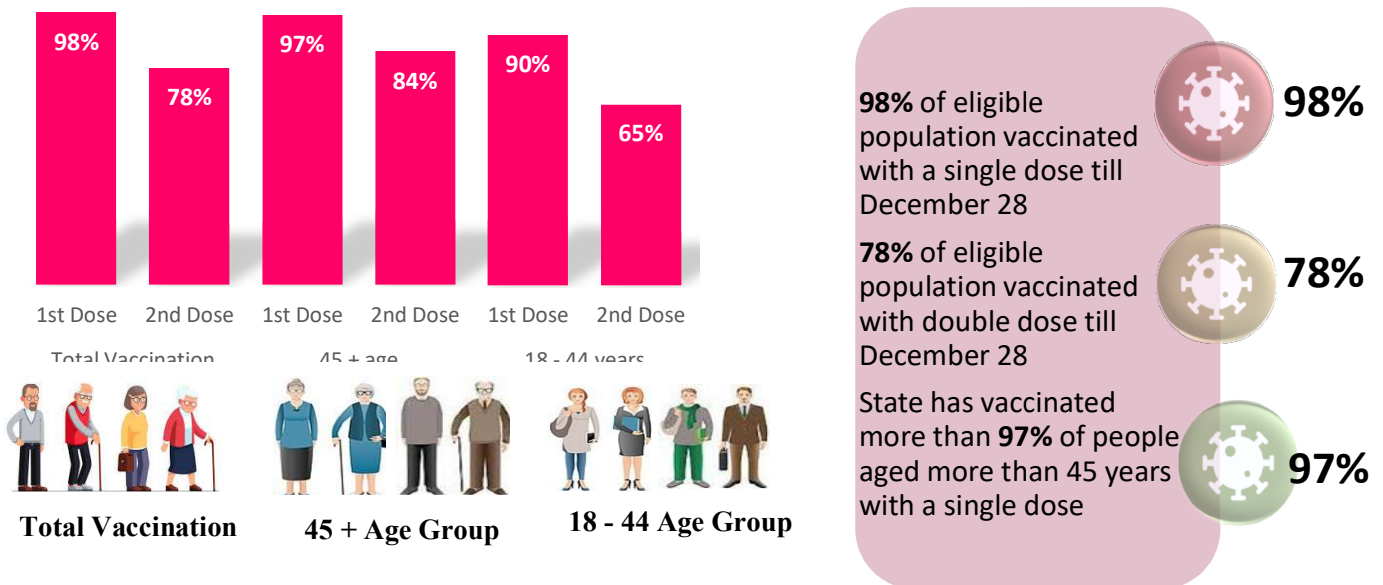
**OUR HEALTH OUR RESPONSIBILITY
VACCINE ADVISORY**

- *People who are vaccinated with Covid Vaccine are reported to have reduced Covid related ICU admissions, serious disease and death.*
- *Early vaccination is useful to safeguard our life from this deadly disease.*
- *Vaccination sessions are planned as per the availability of vaccine. All are requested to cooperate.*
- *After receiving the first dose, second dose of Covishield vaccine is to be taken between 12–16 weeks and second dose of Covaxin between 4-6 weeks.*
- *Covid vaccination is currently available to all above the age of 18*
- *Vaccination is available free of cost in all Government covid vaccination centers, and at a nominal rate (as per the GoI order F.No.2079203/2021/Immunization) in selected private Hospitals.*
- **ENSURE ALL YOUR ELIGIBLE FAMILY MEMBERS ARE PROTECTED BY RECEIVING ANY OF THE AVAILABLE COVID VACCINE.**
- **“BOTH COVAXIN AND COVISHIELD ARE EQUALLY EFFECTIVE AND SAFE”**
- **“BE FULLY PROTECTED – GET THE SECOND DOSE AT YOUR SCHEDULED TIME”**

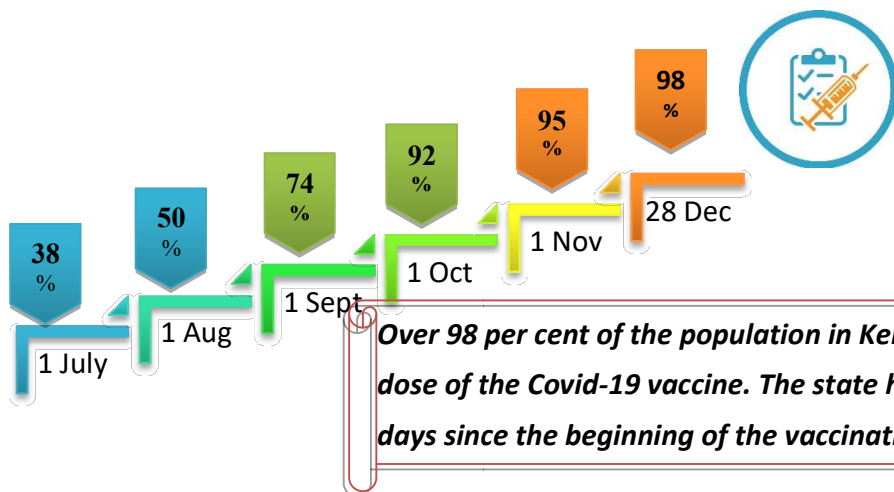
ANALYSIS

COVID-19 mass vaccinations are showing signs of preventing illness and steep decline in cases and hospital admissions in countries which done vaccination. Kerala started its vaccination for health care workers from January 16, 2021. The COVID-19 Vaccines Operational Guidelines issued by the Ministry of Health and Family Welfare, Govt. of India, 28th December 2020 and all subsequent Guidelines issued by Ministry of Health and Family Welfare, Govt of India are followed at the sites and all vaccination lanes

Summary of COVID Vaccine Administered as on 28-12-2021 midnight



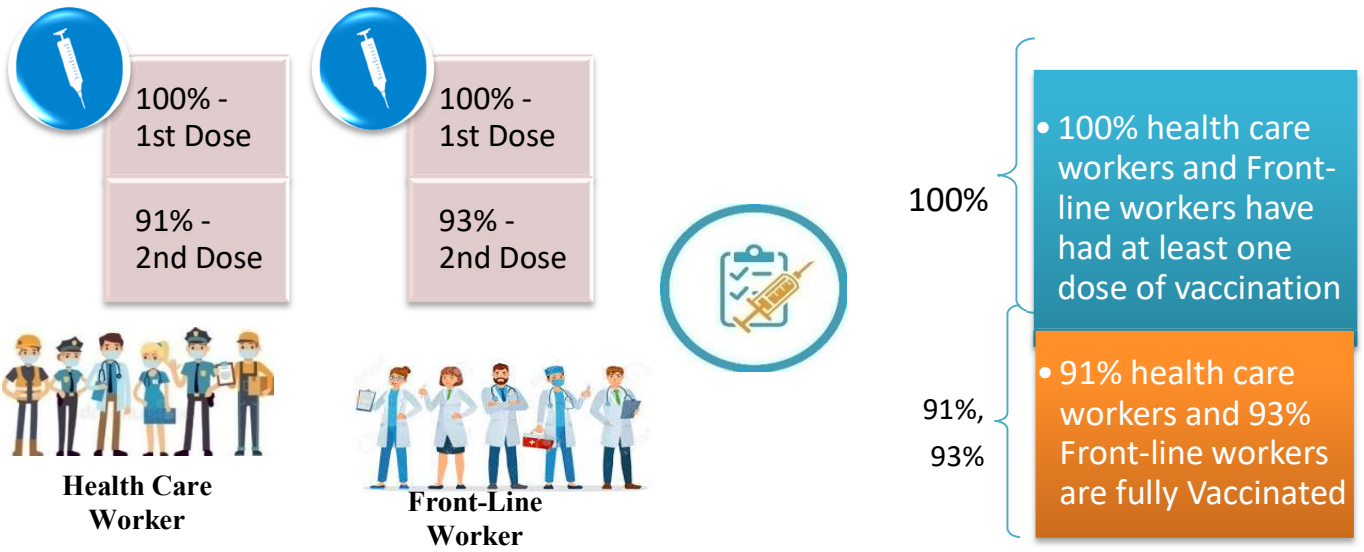
Time Line of Vaccination Coverage



Kerala began administration of COVID 19 Vaccines on 16th January, 2021. As of 27th December 2021, Kerala has administered over 46 million doses overall, including first and second doses of vaccines.


Over 98 per cent of the population in Kerala has been administered the first dose of the Covid-19 vaccine. The state has achieved the target within 345 days since the beginning of the vaccination drive on January 16.

Health Care Workers & Front-line Workers Vaccinated



Are You Vaccinated? You Still Need to Practice: SMS

- Even after vaccination, follow COVID appropriate behavior
- Practice Social Distancing and greet without physical contact
- Always wear clean face mask
- Wash your hands thoroughly and frequently or use hand sanitizer
- Follow the current COVID 19 guidelines to prevent further spread
- Stay Safe. Stay Strong. Get Vaccinated



Even After Getting Vaccinated Keep Taking Precautions to Protect Your Self

GET VACCINATED	WASH YOUR HANDS	WEAR A MASK	KEEP YOUR DISTANCE

The Race Towards Full Vaccination - Weekly Trend

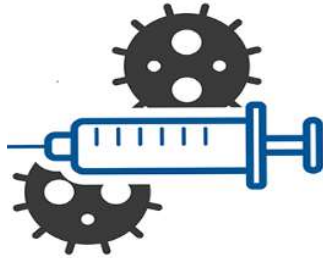
18th Dec – 24th Dec

Kerala Administered over

7.86 Lakh

COVID Vaccine Doses

in the last 7 days
(18th Dec to 24th Dec)

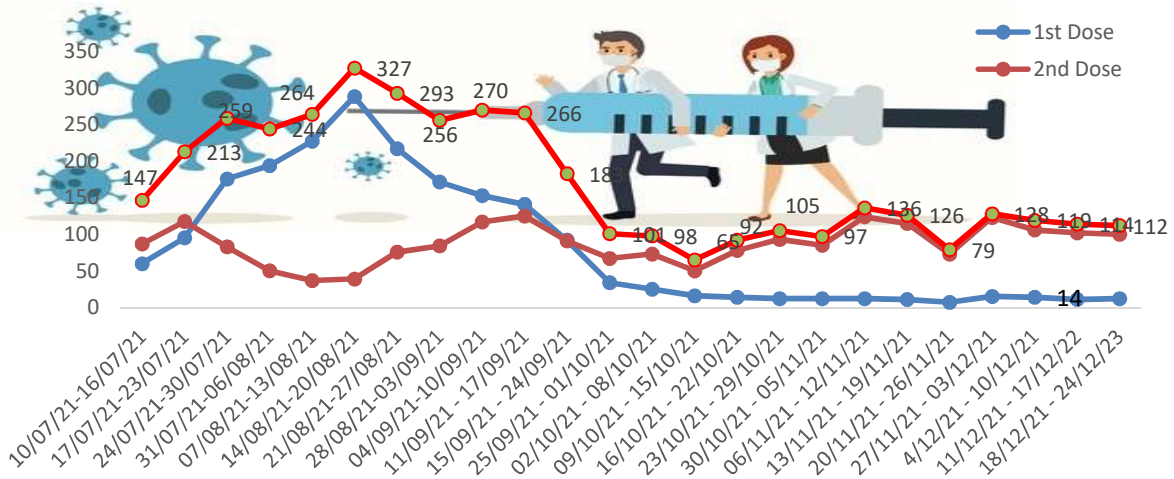


From 18th Dec to 24th Dec on average

1.12lakh

doses were administered daily.

Average Doses Administered Per day per week (in 1000)



Trend in average per day vaccination for the last two weeks



Race Against Time – Vaccination Quarterly Status

(Q1: 16th Jan-Mar, Q2: Apr-June, Q3: July-Sep)

Daily Average Dozes Administered per Quarter

In the first Quarter, only 42201 first dozes and 5324 second dozes were administered daily on average. During the second and third quarters, the daily vaccination of the first and second dozes increased significantly.

Q1 : 16th Jan – Mar

Q2 : Apr - June

Q3 : July - Sep



Vaccination Achievement per Quarter

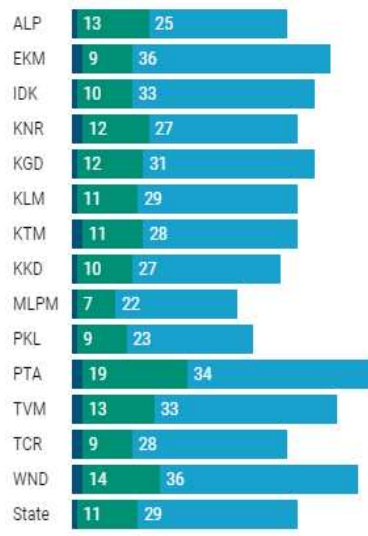
In the third quarter of the immunization drive, 52% of the eligible population (18 + age) in Kerala were given the first dose and 29% the second dose.

■ Q1 ■ Q2 ■ Q3

First Dose

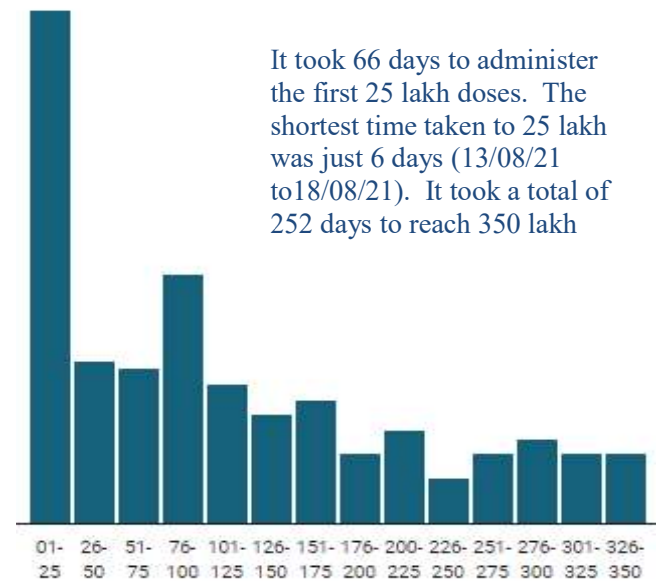


Second Dose



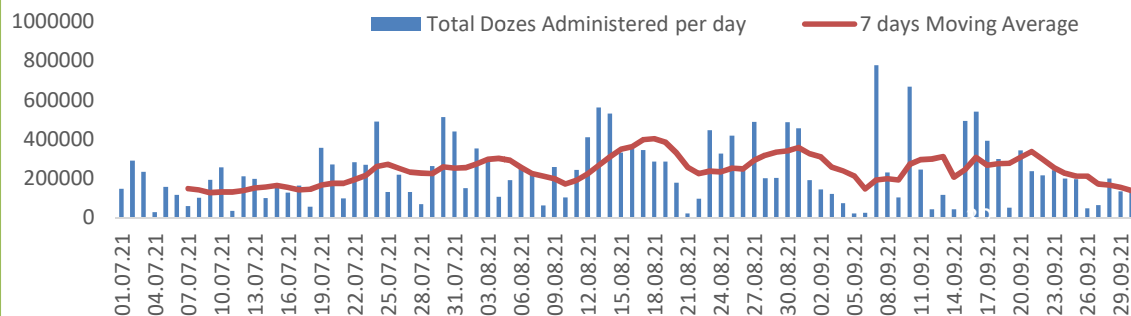
Dose Progression

The chart shows the days taken for total COVID-19 Vaccination doses in Kerala to cross every 25 lakh dose mark



Vaccine Administered per Day and 7 days Moving Average in Last Quarter (July -

September) The seven-day moving average of daily dozes in the last quarter showed a peak on August 18th and continued to fluctuate thereafter



The average rate of daily vaccination fell between the last two weeks of September compared to the first three weeks. On 20/09/2021 the total dozes administered were 3.41 lakh, it declined thereafter and reached up to 1.34 lakh.

Important Message to the Public

- a. *Infection or infection rate is only a part and disease manifestation of disease is to be monitored*
- b. *Fatality among vaccinated people is very less. Disease severity among vaccinated people is less.*
- c. *People with comorbidity should be careful. Once detected covid positive they should get admitted and do not stay at home.*
- d. *Death among non-vaccinated people, especially people with comorbidity is because of late arrival in hospitals*
- e. *Diabetes and Hypertension together is the most common cause of patient death if they arrive late.*
- f. *Vaccinated people, only if symptomatic are advised to consult Doctor.*
- g. *Non Vaccinated people, if symptomatic, may do RTPCR test*
- h. *Antigen testing is only for emergency purpose*
- i. *Non vaccinated people with co-morbidities to do testing by RTPCR and consult doctor*
- j. *Repeat RTPCR is not needed among the people who are detected COVID positive in the previous 2 months*
- k. *All young person detected positive and at home isolation should do glucose test*

TABLE1.Total Vaccination done in the State as on 28/12/2021 midnight

State Summary till		29/12/2021	at 12 AM			
District	Target	First Dose	Percentage *	Second Dose	Percentage*	Total Doses Administered
Alappuzha	1704179	1556786	91%	1358415	80%	29,15,201
Ernakulam	2954098	3030401	103%	2396896	81%	54,27,297
Idukki	869082	875077	101%	689345	79%	15,64,422
Kannur	1913861	1946758	102%	1610161	84%	35,56,919
Kasaragod	992363	938511	95%	748782	75%	16,87,293
Kollam	2093511	2007093	96%	1622515	78%	36,29,608
Kottayam	1562022	1514127	97%	1248872	80%	27,62,999
Kozhikode	2499523	2429662	97%	1840328	74%	42,69,990
Malappuram	2988358	2985395	100%	2027177	68%	50,12,572
Palakkad	2140261	2074576	97%	1585163	74%	36,59,739
Pathanamthitta	1036488	1066994	103%	875155	84%	19,42,149
Thiruvananthapuram	2675400	2635125	98%	2167917	81%	48,03,042
Thrissur	2545664	2369783	93%	2046304	80%	44,16,087
Wayanad	659698	673061	102%	570571	86%	12,43,632
Grand Total	26634508	26103349	98%	20787601	78%	4,68,90,950
*Revised target population(> 18 years) as per MOHFW is 2.67 crores *As per letter from Additional Secretary MOHFW- D O No 2317579/2021/Imm dated 15/09/2021						

TABLE2. Covid-19 Vaccination Center Functional in the State as on 28/12/2021 midnight

DISTRICTS	Public	Private	Total
Alappuzha	85	3	88
Ernakulam	82	41	123
Idukki	19	3	22
Kannur	91	9	100
Kasaragod	46	2	48
Kollam	64	22	86
Kottayam	97	10	107
Kozhikode	92	14	106
Malappuram	76	6	82
Palakkad	90	14	104
Pathanamthitta	62	14	76
Thiruvananthapuram	120	22	142
Thrissur	108	26	134
Wayanad	59	2	61
GrandTotal	1091	188	1279

TABLE3. Health Care Workers Coverage as on 28/12/2021 midnight

<i>DISTRICT</i>	<i>1ST DOSE</i>	<i>Percentage</i>	<i>2ND DOSE</i>	<i>Percentage Fully Vaccinated</i>
Alappuzha	29006	100%	26968	93%
Ernakulam	85552	100%	75028	88%
Idukki	13550	100%	12892	95%
Kannur	40376	100%	37137	92%
Kasaragod	11610	100%	10698	92%
Kollam	36029	100%	33425	93%
Kottayam	38693	100%	35886	93%
Kozhikode	52729	100%	47520	90%
Malappuram	44821	100%	41406	92%
Palakkad	34668	100%	31609	91%
Pathanamthitta	29328	100%	24806	85%
Thiruvananthapuram	73410	100%	65720	90%
Thrissur	51908	100%	48793	94%
Wayanad	13975	100%	13216	95%
Grand Total	555655	100%	505104	91%

TABLE4. Frontline workers Coverage as on 28/12/2021 midnight

<i>DISTRICT</i>	<i>1ST DOSE</i>	<i>Percentage</i>	<i>2nd DOSE</i>	<i>Percentage Fully Vaccinated</i>
Alappuzha	39115	100%	36497	93%
Ernakulam	54913	100%	49983	91%
Idukki	22988	100%	21128	92%
Kannur	41370	100%	39812	96%
Kasaragod	24611	100%	22275	91%
Kollam	42218	100%	38395	91%
Kottayam	32130	100%	30364	95%
Kozhikode	55259	100%	52228	95%
Malappuram	53904	100%	50906	94%
Palakkad	48088	100%	45117	94%
Pathanamthitta	25244	100%	22326	88%
Thiruvananthapuram	72962	100%	66978	92%
Thrissur	41900	100%	40489	97%
Wayanad	17017	100%	16012	94%
GrandTotal	571719	100%	36497	93%

TABLE5.Age-Appropriate Group (≥45Years) Coverage as on 28/12/2021 midnight

Age appropriate group (≥45years) Coverage as on 29/12/2021,12AM					
District	Target	1 st dose coverage	Percentage	2nd dose	Percentage Fully Vaccinated*
Alappuzha	960001	861617	90%	768846	80%
Ernakulam	1483234	1451315	98%	1257744	85%
Idukki	431545	439641	102%	375289	87%
Kannur	965897	954636	99%	844599	87%
Kasaragod	435487	431352	99%	370907	85%
Kollam	1038759	1051783	101%	899543	87%
Kottayam	896478	828541	92%	714297	80%
Kozhikode	1185845	1174850	99%	990938	84%
Malappuram	1210980	1195076	99%	946200	78%
Palakkad	1051934	978082	93%	825603	78%
Pathanamthitta	575669	591503	103%	518281	90%
Thiruvananthapuram	1366301	1306305	96%	1130747	83%
Thrissur	1271199	1243597	98%	1111796	87%
Wayanad	298546	304626	102%	273173	92%
Grand Total	13171875	12812924	97%	11027963	84%

*Among those who took 1st Dose

TABLE6.Age-Appropriate Group (18-44 Years) Coverage as on 28/12/2021 midnight

18-44 years Coverage as on 29/12/2021 at 12 AM					
District	Target	First Dose		2nd Dose	Percentage fully vaccinated*
		1st Dose Coverage	Percentage	Coverage	
Alappuzha	744178	627048	84%	526104	71%
Ernakulam	1470864	1438621	98%	1014141	69%
Idukki	437537	398898	91%	280036	64%
Kannur	947964	910376	96%	688613	73%
Kasaragod	556876	470938	85%	344902	62%
Kollam	1054752	877063	83%	651152	62%
Kottayam	665544	614763	92%	468325	70%
Kozhikode	1313678	1146824	87%	749642	57%
Malappuram	1777378	1691594	95%	988665	56%
Palakkad	1088327	1013738	93%	682834	63%
Pathanamthitta	460819	420919	91%	309742	67%
Thiruvananthapuram	1309099	1182448	90%	904472	69%
Thrissur	1274465	1032378	81%	845226	66%
Wayanad	361152	337443	93%	268170	74%
Grand Total	13462633	12163051	90%	8722024	65%

*Among those who have taken first dose

TABLE7. Achievement for the day 28/12/2021 midnight

<i>DISTRICT</i>	<i>1st Dose</i>	<i>2nd Dose</i>	<i>Total</i>
Alappuzha	844	7541	8385
Ernakulam	1831	16280	18111
Idukki	198	2121	2319
Kannur	1588	14853	16441
Kasaragod	478	3119	3597
Kollam	1752	12580	14332
Kottayam	1372	10973	12345
Kozhikode	3281	24681	27962
Malappuram	3821	25624	29445
Palakkad	2505	20263	22768
Pathanamthitta	424	3050	3474
Thiruvananthapuram	1692	12572	14264
Thrissur	1450	13451	14901
Wayanad	168	1178	1346
Grand Total	21404	168286	189690

** Vaccine stock details couldn't be downloaded from e-VIN portal as the portal is down.

TABLE9.COVID Vaccination related sites

support@cowin.gov.in https://www.cowin.gov.in/home https://dashboard.kerala.gov.in/ https://dhs.kerala.gov.in/https://aogyakeralam.gov.in/https://sha.kerala.gov.in/

TABLE 10. COVID Vaccination related Helpline numbers

National/State/District	Line1	Line2	Line3
National Helpline	1075	+91 1123978046	0120 4473222
Disha	1056	04712552056	
StateCallCenter	04712309251	04712309252	04712309255
Thiruvananthapuram	9188610100	1077	
Kollam	04742797609	8589015556	
Pathanamthitta	04682222515	04682228220	
Alappuzha	04772239999		
Kottayam	04812565200	04812304800	04812581900
Idukki	18004255640	04862232220	04862233118
Ernakulam	9072303861		
Thrissur	9400066921	9400066922	9400066923
Palakkad	04912505264	04912505189	8943341439
Malappuram	04832733253	04832737858	04832733252
Kozhikode	7594001442		
Wayanad	04936202343	04936202375	9072510900
Kannur	04972700194		
Kasargod	9061076590	9061079244	9061078026