



കേരള സർക്കാർ

COVID-19 OUTBREAK CONTROL AND PREVENTION STATE
CELL HEALTH & FAMILY WELFARE DEPARTMENT
Govt of Kerala
www.health.kerala.gov.in

controlroomdhskerala@gmail.com

www.dhs.kerala.gov.in

KeralaHEALTH-COVID-19 DAILY VACCINATION BULLETIN

Date: 29/12/2021

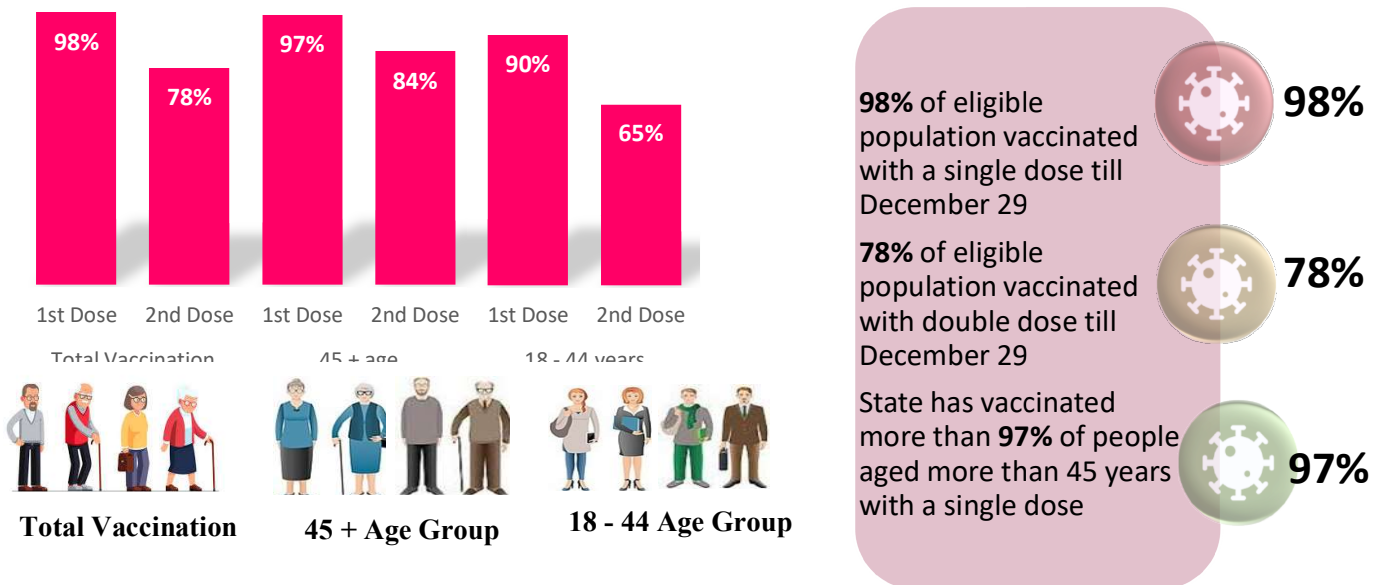
**OUR HEALTH OUR RESPONSIBILITY
VACCINE ADVISORY**

- *People who are vaccinated with Covid Vaccine are reported to have reduced Covid related ICU admissions, serious disease and death.*
- *Early vaccination is useful to safeguard our life from this deadly disease.*
- *Vaccination sessions are planned as per the availability of vaccine. All are requested to cooperate.*
- *After receiving the first dose, second dose of Covishield vaccine is to be taken between 12–16 weeks and second dose of Covaxin between 4-6 weeks.*
- *Covid vaccination is currently available to all above the age of 18*
- *Vaccination is available free of cost in all Government covid vaccination centers, and at a nominal rate (as per the GoI order F.No.2079203/2021/Immunization) in selected private Hospitals.*
- **ENSURE ALL YOUR ELIGIBLE FAMILY MEMBERS ARE PROTECTED BY RECEIVING ANY OF THE AVAILABLE COVID VACCINE.**
- **“BOTH COVAXIN AND COVISHIELD ARE EQUALLY EFFECTIVE AND SAFE”**
- **“BE FULLY PROTECTED – GET THE SECOND DOSE AT YOUR SCHEDULED TIME”**

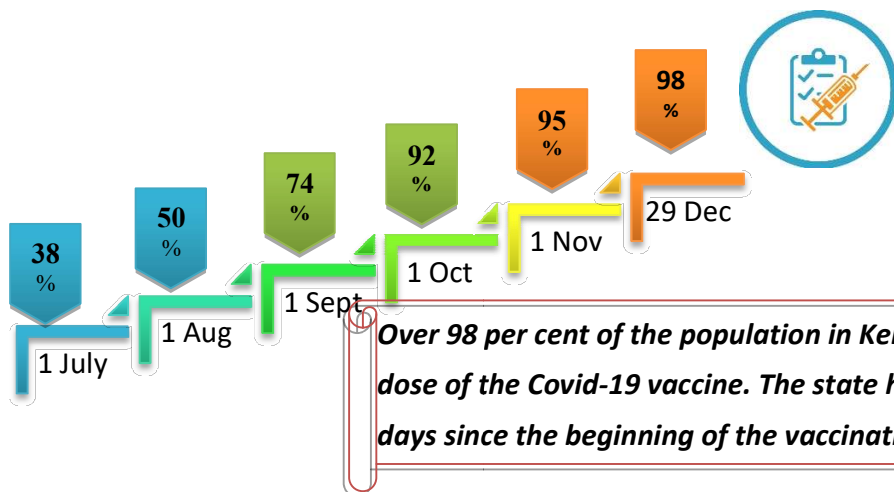
ANALYSIS

COVID-19 mass vaccinations are showing signs of preventing illness and steep decline in cases and hospital admissions in countries which done vaccination. Kerala started its vaccination for health care workers from January 16, 2021. The COVID-19 Vaccines Operational Guidelines issued by the Ministry of Health and Family Welfare, Govt. of India, 28th December 2020 and all subsequent Guidelines issued by Ministry of Health and Family Welfare, Govt of India are followed at the sites and all vaccination lanes

Summary of COVID Vaccine Administered as on 29-12-2021 midnight



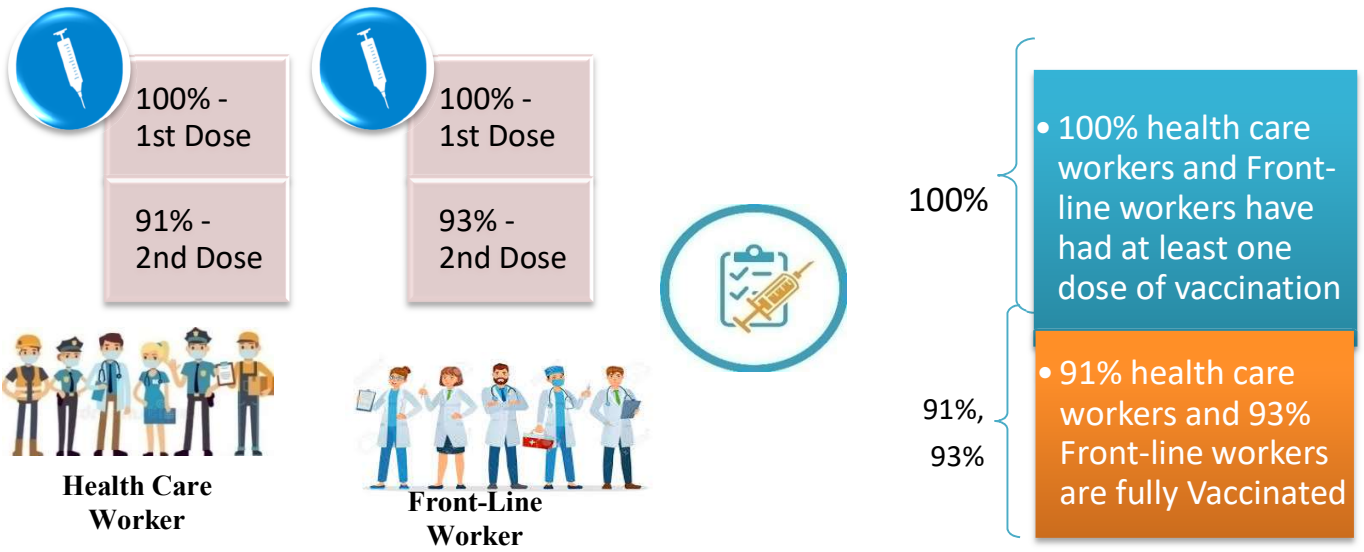
Time Line of Vaccination Coverage



Kerala began administration of COVID 19 Vaccines on 16th January, 2021. As of 29th December 2021, Kerala has administered over 46 million doses overall, including first and second doses of vaccines.


Over 98 per cent of the population in Kerala has been administered the first dose of the Covid-19 vaccine. The state has achieved the target within 346 days since the beginning of the vaccination drive on January 16.

Health Care Workers & Front-line Workers Vaccinated



Are You Vaccinated? You Still Need to Practice: SMS

- Even after vaccination, follow COVID appropriate behavior
- Practice Social Distancing and greet without physical contact
- Always wear clean face mask
- Wash your hands thoroughly and frequently or use hand sanitizer
- Follow the current COVID 19 guidelines to prevent further spread
- Stay Safe. Stay Strong. Get Vaccinated



Even After Getting Vaccinated Keep Taking Precautions to Protect Your Self

GET VACCINATED	WASH YOUR HANDS	WEAR A MASK	KEEP YOUR DISTANCE

The Race Towards Full Vaccination - Weekly Trend

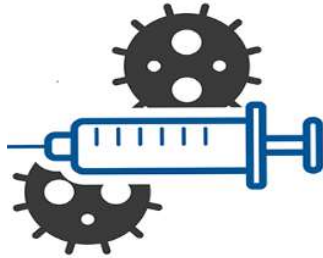
18th Dec – 24th Dec

Kerala Administered over

7.86 Lakh

COVID Vaccine Doses

in the last 7 days
(18th Dec to 24th Dec)

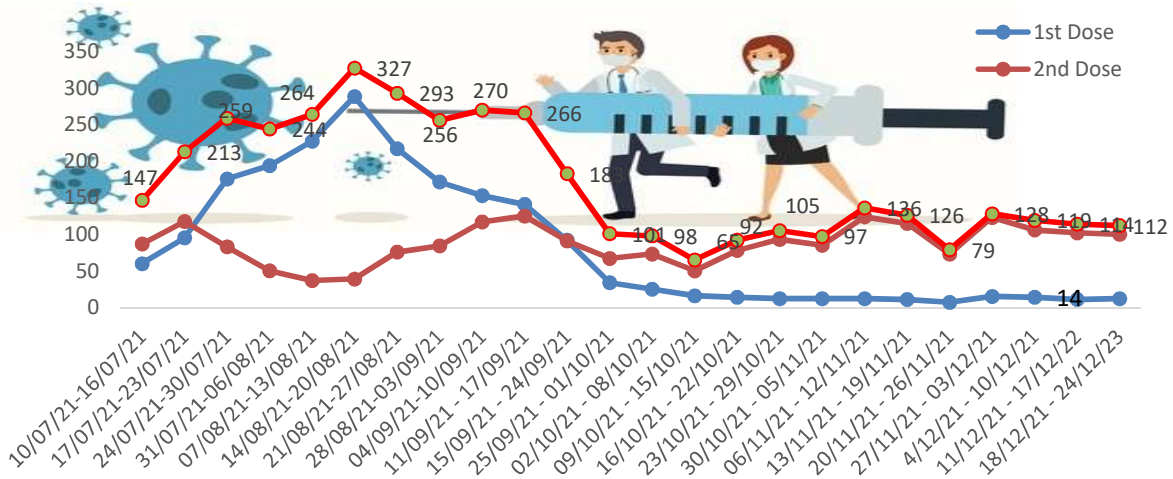


From 18th Dec to 24th Dec on average

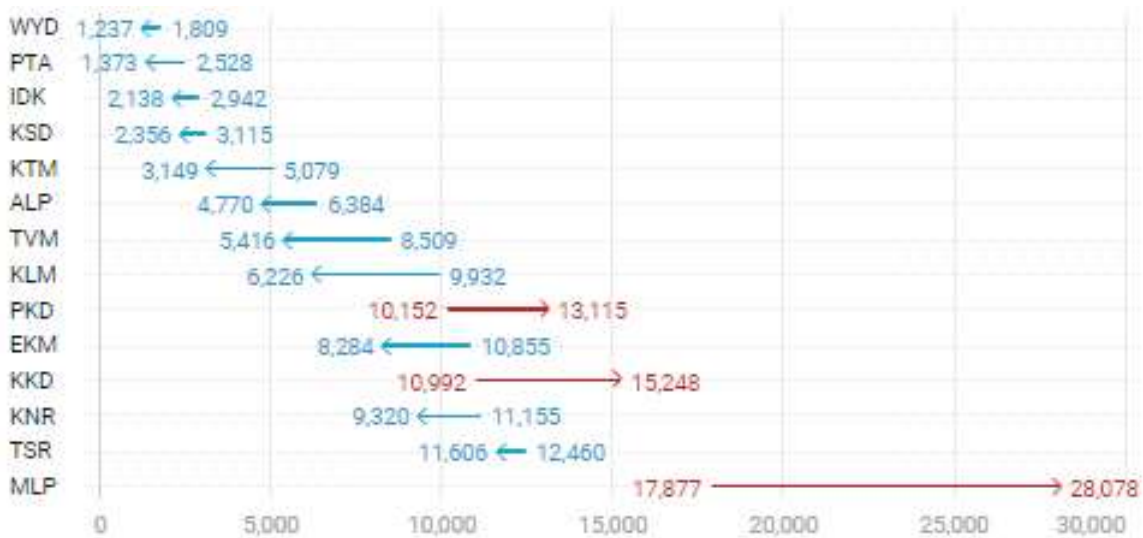
1.12lakh

doses were administered daily.

Average Doses Administered Per day per week (in 1000)



Trend in average per day vaccination for the last two weeks



Race Against Time – Vaccination Quarterly Status

(Q1: 16th Jan-Mar, Q2: Apr-June, Q3: July-Sep)

Daily Average Dozes Administered per Quarter

In the first Quarter, only 42201 first dozes and 5324 second dozes were administered daily on average. During the second and third quarters, the daily vaccination of the first and second dozes increased significantly.

Q1 : 16th Jan – Mar

Q2 : Apr - June

Q3 : July - Sep



Vaccination Achievement per Quarter

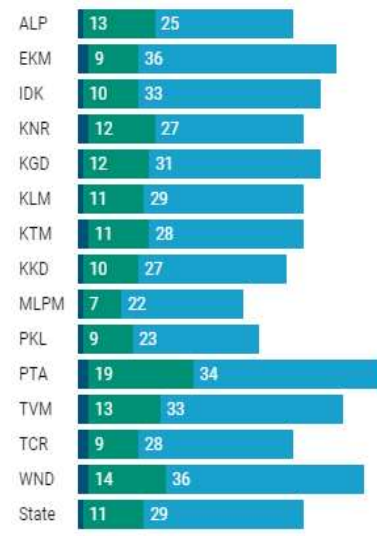
In the third quarter of the immunization drive, 52% of the eligible population (18 + age) in Kerala were given the first dose and 29% the second dose.

■ Q1 ■ Q2 ■ Q3

First Dose

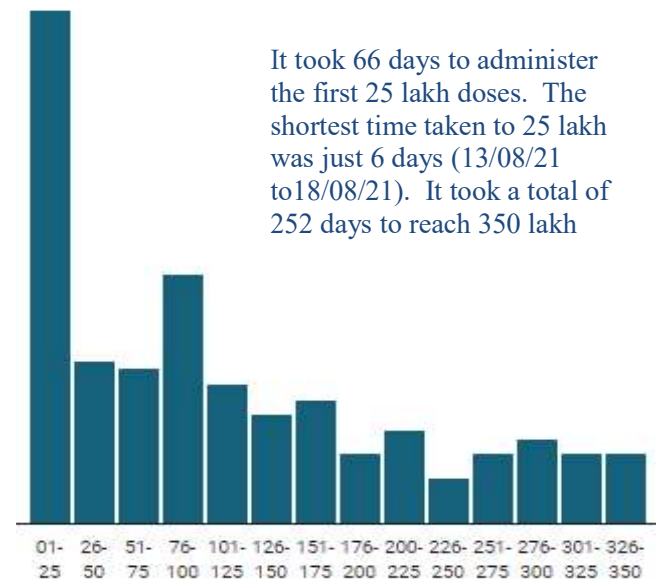


Second Dose



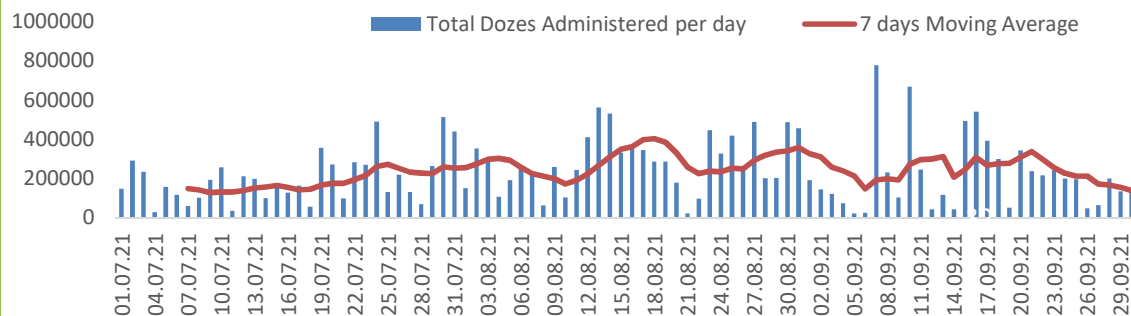
Dose Progression

The chart shows the days taken for total COVID-19 Vaccination doses in Kerala to cross every 25 lakh dose mark



Vaccine Administered per Day and 7 days Moving Average in Last Quarter (July - September)

The seven-day moving average of daily doses in the last quarter showed a peak on August 18th and continued to fluctuate thereafter



The average rate of daily vaccination fell between the last two weeks of September compared to the first three weeks. On 20/09/2021 the total doses administered were 3.41 lakh, it declined thereafter and reached up to 1.34 lakh.

Important Message to the Public

- a. *Infection or infection rate is only a part and disease manifestation of disease is to be monitored*
- b. *Fatality among vaccinated people is very less. Disease severity among vaccinated people is less.*
- c. *People with comorbidity should be careful. Once detected covid positive they should get admitted and do not stay at home.*
- d. *Death among non-vaccinated people, especially people with comorbidity is because of late arrival in hospitals*
- e. *Diabetes and Hypertension together is the most common cause of patient death if they arrive late.*
- f. *Vaccinated people, only if symptomatic are advised to consult Doctor.*
- g. *Non Vaccinated people, if symptomatic, may do RTPCR test*
- h. *Antigen testing is only for emergency purpose*
- i. *Non vaccinated people with co-morbidities to do testing by RTPCR and consult doctor*
- j. *Repeat RTPCR is not needed among the people who are detected COVID positive in the previous 2 months*
- k. *All young person detected positive and at home isolation should do glucose test*

TABLE1.Total Vaccination done in the State as on 29/12/2021 midnight

State Summary till			30/12/2021	at 12 AM		
District	Target	First Dose	Percentage *	Second Dose	Percentage*	Total Doses Administered
Alappuzha	1704179	1557015	91%	1360193	80%	29,17,208
Ernakulam	2954098	3030819	103%	2400043	81%	54,30,862
Idukki	869082	875132	101%	689876	79%	15,65,008
Kannur	1913861	1947021	102%	1612212	84%	35,59,233
Kasaragod	992363	939017	95%	751340	76%	16,90,357
Kollam	2093511	2007634	96%	1626070	78%	36,33,704
Kottayam	1562022	1514328	97%	1250095	80%	27,64,423
Kozhikode	2499523	2430788	97%	1847505	74%	42,78,293
Malappuram	2988358	2987967	100%	2042625	68%	50,30,592
Palakkad	2140261	2075568	97%	1593905	74%	36,69,473
Pathanamthitta	1036488	1067022	103%	875280	84%	19,42,302
Thiruvananthapuram	2675400	2635728	99%	2172041	81%	48,07,769
Thrissur	2545664	2371001	93%	2055139	81%	44,26,140
Wayanad	659698	673156	102%	571236	87%	12,44,392
Grand Total	26634508	26112196	98%	20847560	78%	4,69,59,756
	*Revised target population(> 18 years) as per MOHFW is 2.67 crores *As per letter from Additional Secretary MOHFW- D O No 2317579/2021/Imm dated 15/09/2021					

TABLE2. Covid-19 Vaccination Center Functional in the State as on 29/12/2021 midnight

DISTRICTS	Public	Private	Total
Alappuzha	0	6	6
Ernakulam	10	44	54
Idukki	4	5	9
Kannur	23	9	32
Kasaragod	37	2	39
Kollam	20	22	42
Kottayam	9	12	21
Kozhikode	90	14	104
Malappuram	59	4	63
Palakkad	75	14	89
Pathanamthitta	63	7	70
Thiruvananthapuram	62	25	87
Thrissur	118	16	134
Wayanad	59	2	61
GrandTotal	629	182	811

TABLE3. Health Care Workers Coverage as on 29/12/2021 midnight

<i>DISTRICT</i>	<i>1ST DOSE</i>	<i>Percentage</i>	<i>2ND DOSE</i>	<i>Percentage Fully Vaccinated</i>
Alappuzha	29006	100%	26968	93%
Ernakulam	85552	100%	75031	88%
Idukki	13550	100%	12892	95%
Kannur	40376	100%	37138	92%
Kasaragod	11610	100%	10699	92%
Kollam	36029	100%	33429	93%
Kottayam	38693	100%	35889	93%
Kozhikode	52729	100%	47527	90%
Malappuram	44821	100%	41409	92%
Palakkad	34668	100%	31613	91%
Pathanamthitta	29328	100%	24809	85%
Thiruvananthapuram	73410	100%	65729	90%
Thrissur	51908	100%	48802	94%
Wayanad	13975	100%	13219	95%
Grand Total	555655	100%	505154	91%

TABLE4. Frontline workers Coverage as on 29/12/2021 midnight

<i>DISTRICT</i>	<i>1ST DOSE</i>	<i>Percentage</i>	<i>2nd DOSE</i>	<i>Percentage Fully Vaccinated</i>
Alappuzha	39115	100%	36498	93%
Ernakulam	54913	100%	49986	91%
Idukki	22988	100%	21128	92%
Kannur	41370	100%	39813	96%
Kasaragod	24611	100%	22280	91%
Kollam	42218	100%	38398	91%
Kottayam	32130	100%	30365	95%
Kozhikode	55259	100%	52235	95%
Malappuram	53904	100%	50915	94%
Palakkad	48088	100%	45134	94%
Pathanamthitta	25244	100%	22326	88%
Thiruvananthapuram	72962	100%	66990	92%
Thrissur	41900	100%	40498	97%
Wayanad	17017	100%	16014	94%
GrandTotal	571719	100%	532580	93%

TABLE5.Age-Appropriate Group (≥45Years) Coverage as on 29/12/2021 midnight

Age appropriate group (≥45years) Coverage as on 30/12/2021,12AM					
District	Target	1 st dose coverage	Percentage	2nd dose	Percentage Fully Vaccinated*
Alappuzha	960001	861697	90%	769630	80%
Ernakulam	1483234	1451406	98%	1258447	85%
Idukki	431545	439654	102%	375419	87%
Kannur	965897	954709	99%	845255	88%
Kasaragod	435487	431437	99%	371415	85%
Kollam	1038759	1051945	101%	900709	87%
Kottayam	896478	828609	92%	714699	80%
Kozhikode	1185845	1175036	99%	992729	84%
Malappuram	1210980	1195555	99%	949962	78%
Palakkad	1051934	978276	93%	827913	79%
Pathanamthitta	575669	591518	103%	518332	90%
Thiruvananthapuram	1366301	1306472	96%	1131910	83%
Thrissur	1271199	1243927	98%	1114616	88%
Wayanad	298546	304641	102%	273276	92%
Grand Total	13171875	12814882	97%	11044312	84%

*Among those who took 1st Dose

TABLE6.Age-Appropriate Group (18-44 Years) Coverage as on 29/12/2021 midnight

18-44 years Coverage as on 30/12/2021 at 12 AM					
District	Target	First Dose		2nd Dose	Percentage fully vaccinated*
		1st Dose Coverage	Percentage	Coverage	
Alappuzha	744178	627197	84%	527097	71%
Ernakulam	1470864	1438948	98%	1016579	69%
Idukki	437537	398940	91%	280437	64%
Kannur	947964	910566	96%	690006	73%
Kasaragod	556876	471359	85%	346946	62%
Kollam	1054752	877442	83%	653534	62%
Kottayam	665544	614896	92%	469142	70%
Kozhikode	1313678	1147764	87%	755014	57%
Malappuram	1777378	1693687	95%	1000339	56%
Palakkad	1088327	1014536	93%	689245	63%
Pathanamthitta	460819	420932	91%	309813	67%
Thiruvananthapuram	1309099	1182883	90%	907412	69%
Thrissur	1274465	1033266	81%	851223	67%
Wayanad	361152	337523	93%	268727	74%
Grand Total	13462633	12169939	90%	8765514	65%

*Among those who have taken first dose

TABLE7. Achievement for the day 29/12/2021 midnight

<i>DISTRICT</i>	<i>1st Dose</i>	<i>2nd Dose</i>	<i>Total</i>
Alappuzha	229	1773	2002
Ernakulam	417	3138	3555
Idukki	54	531	585
Kannur	245	1935	2180
Kasaragod	505	2513	3018
Kollam	540	3543	4083
Kottayam	201	1224	1425
Kozhikode	1093	6907	8000
Malappuram	2527	15220	17747
Palakkad	987	8471	9458
Pathanamthitta	27	124	151
Thiruvananthapuram	602	4120	4722
Thrissur	1214	8827	10041
Wayanad	95	665	760
Grand Total	8736	58991	67727

** Vaccine stock details couldn't be downloaded from e-VIN portal as the portal is down.

TABLE9.COVID Vaccination related sites

support@cowin.gov.in https://www.cowin.gov.in/home https://dashboard.kerala.gov.in/ https://dhs.kerala.gov.in/https://aogyakeralam.gov.in/https://sha.kerala.gov.in/

TABLE 10. COVID Vaccination related Helpline numbers

National/State/District	Line1	Line2	Line3
National Helpline	1075	+91 1123978046	0120 4473222
Disha	1056	04712552056	
StateCallCenter	04712309251	04712309252	04712309255
Thiruvananthapuram	9188610100	1077	
Kollam	04742797609	8589015556	
Pathanamthitta	04682222515	04682228220	
Alappuzha	04772239999		
Kottayam	04812565200	04812304800	04812581900
Idukki	18004255640	04862232220	04862233118
Ernakulam	9072303861		
Thrissur	9400066921	9400066922	9400066923
Palakkad	04912505264	04912505189	8943341439
Malappuram	04832733253	04832737858	04832733252
Kozhikode	7594001442		
Wayanad	04936202343	04936202375	9072510900
Kannur	04972700194		
Kasargod	9061076590	9061079244	9061078026