



കേരള സർക്കാർ

COVID-19 OUTBREAK CONTROL AND PREVENTION STATE
CELL HEALTH & FAMILY WELFARE DEPARTMENT
Govt of Kerala
www.health.kerala.gov.in

www.dhs.kerala.gov.in

controlroomdhskerala@gmail.com

KeralaHEALTH-COVID-19 DAILY VACCINATION BULLETIN

Date: 30/11/2021

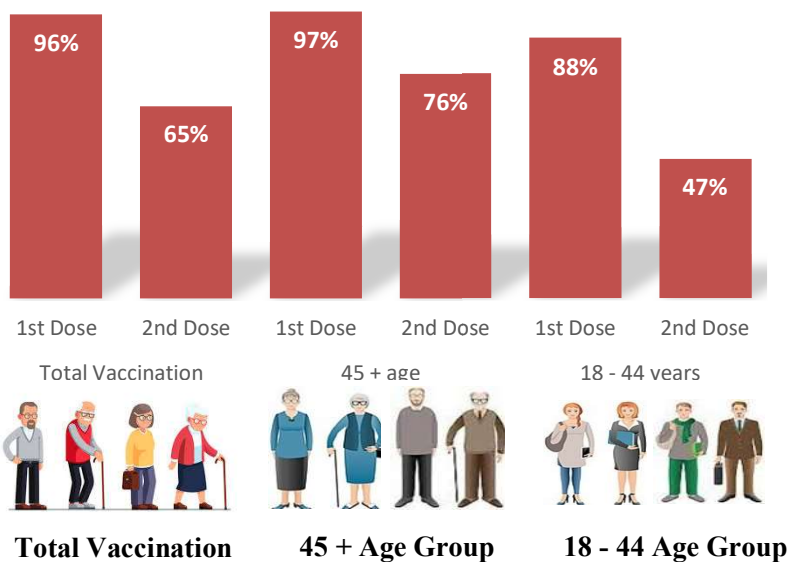
**OUR HEALTH OUR RESPONSIBILITY
VACCINE ADVISORY**

- *People who are vaccinated with Covid Vaccine are reported to have reduced Covid related ICU admissions, serious disease and death.*
- *Early vaccination is useful to safeguard our life from this deadly disease.*
- *Vaccination sessions are planned as per the availability of vaccine. All are requested to cooperate.*
- *After receiving the first dose, second dose of Covishield vaccine is to be taken between 12–16 weeks and second dose of Covaxin between 4–6 weeks.*
- *Covid vaccination is currently available to all above the age of 18*
- *Vaccination is available free of cost in all Government covid vaccination centers, and at a nominal rate (as per the GoI order F.No.2079203/2021/Immunization) in selected private Hospitals.*
- **ENSURE ALL YOUR ELIGIBLE FAMILY MEMBERS ARE PROTECTED BY RECEIVING ANY OF THE AVAILABLE COVID VACCINE.**
- **“BOTH COVAXIN AND COVISHIELD ARE EQUALLY EFFECTIVE AND SAFE”**
- **“BE FULLY PROTECTED – GET THE SECOND DOSE AT YOUR SCHEDULED TIME”**

ANALYSIS

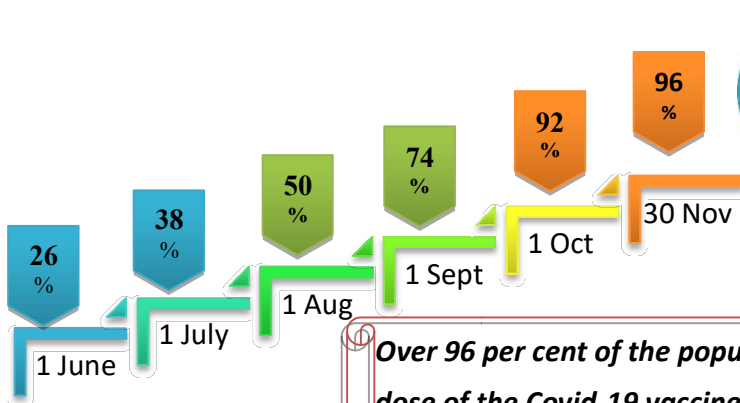
COVID-19 mass vaccinations are showing signs of preventing illness and steep decline in cases and hospital admissions in countries which done vaccination. Kerala started its vaccination for health care workers from January 16, 2021. The COVID-19 Vaccines Operational Guidelines issued by the Ministry of Health and Family Welfare, Govt. of India, 28th December 2020 and all subsequent Guidelines issued by Ministry of Health and Family Welfare, Govt of India are followed at the sites and all vaccination lanes

Summary of COVID Vaccine Administered as on 30-11-2021 midnight



- 96% of eligible population vaccinated with a single dose till November 30
- 65% of eligible population vaccinated with double dose till November 30
- State has vaccinated more than 97% of people aged more than 45 years with a single dose

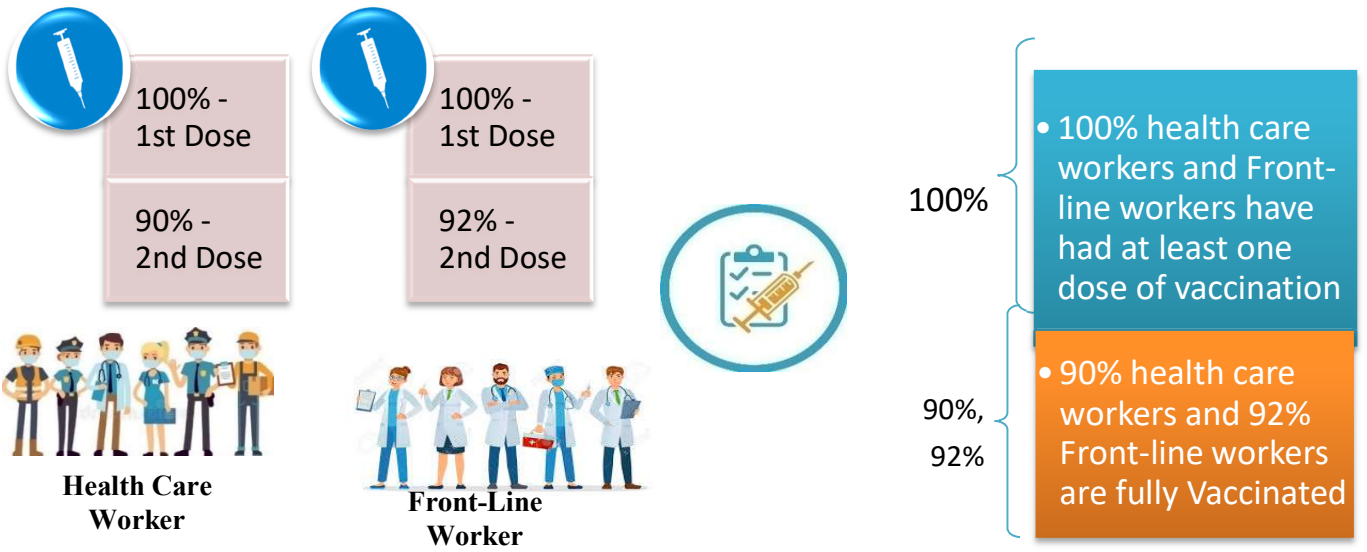
Time Line of Vaccination Coverage



Kerala began administration of COVID 19 Vaccines on 16th January, 2021. As of 30th November 2021, Kerala has administered over 42 million doses overall, including first and second doses of vaccines.


Over 96 per cent of the population in Kerala has been administered the first dose of the Covid-19 vaccine. The state has achieved the target within 318 days since the beginning of the vaccination drive on January 16.

Health Care Workers & Front-line Workers Vaccinated



Are You Vaccinated? You Still Need to Practice: SMS

- Even after vaccination, follow COVID appropriate behavior
- Practice Social Distancing and greet without physical contact
- Always wear clean face mask
- Wash your hands thoroughly and frequently or use hand sanitizer
- Follow the current COVID 19 guidelines to prevent further spread
- Stay Safe. Stay Strong. Get Vaccinated



Even After Getting Vaccinated Keep Taking Precautions to Protect Your Self

			
GET VACCINATED	WASH YOUR HANDS	WEAR A MASK	KEEP YOUR DISTANCE

The Race Towards Full Vaccination - Weekly Trend

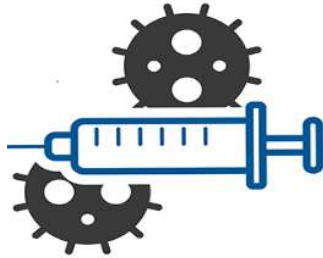
20th Nov – 27th Nov

Kerala Administered over

5.56 Lakh

COVID Vaccine Doses

in the last 7 days
(20 Nov to 27 Nov)

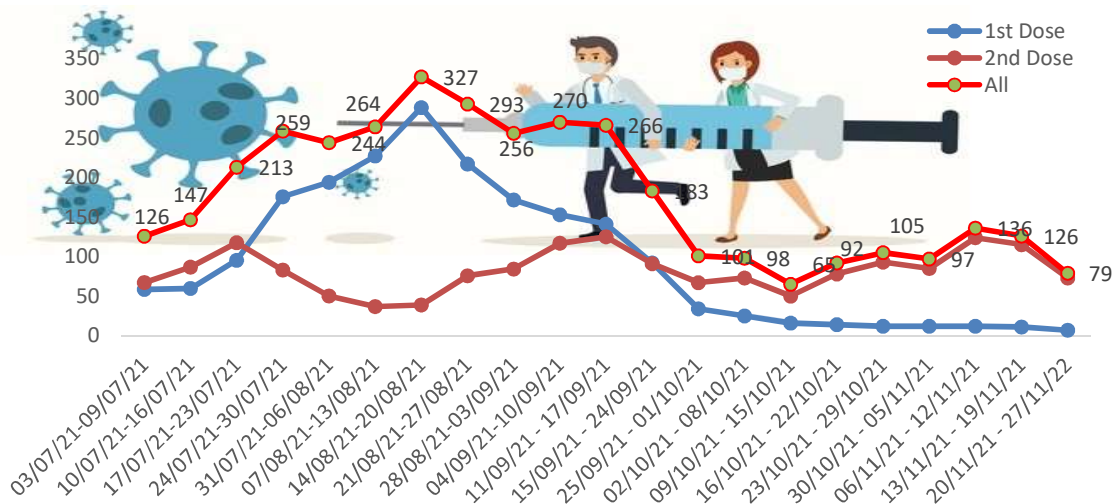


From 20th Nov to 27th Nov, on average

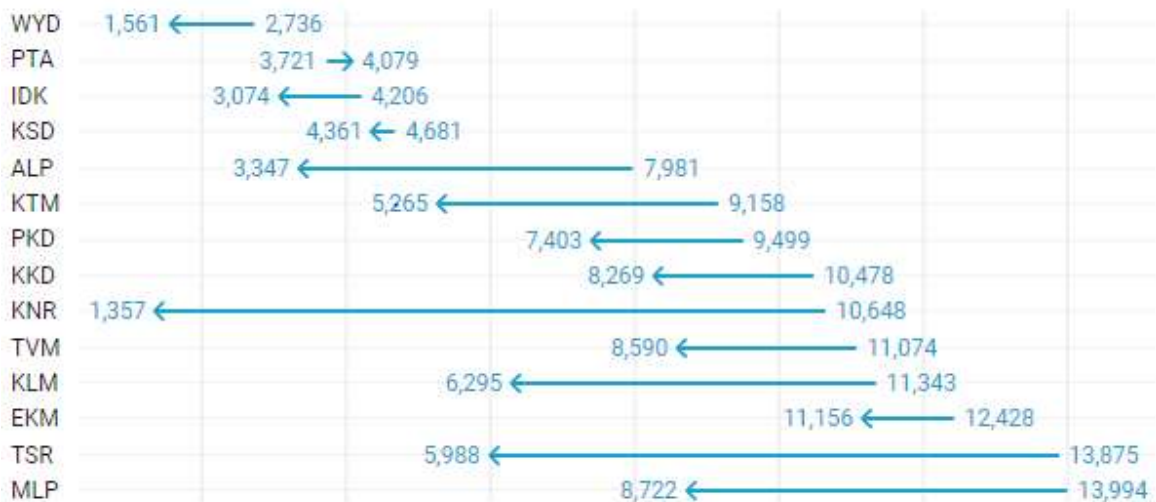
0.79 lakh doses

were administered daily.

Average Doses Administered Per day per week (in 1000)



Trend in average per day vaccination for the last two weeks



Race Against Time – Vaccination Quarterly Status

(Q1:16th Jan-Mar, Q2: Apr-June, Q3: July-Sep)

Daily Average Dozes Administered per Quarter

In the first Quarter, only 42201 first dozes and 5324 second dozes were administered daily on average. During the second and third quarters, the daily vaccination of the first and second dozes increased significantly.

Q1 : 16th Jan – Mar

Q2 : Apr - June

Q3 : July - Sep



Vaccination Achievement per Quarter

In the third quarter of the immunization drive, 52% of the eligible population (18 + age) in Kerala were given the first dose and 29% the second dose.

Dose Progression

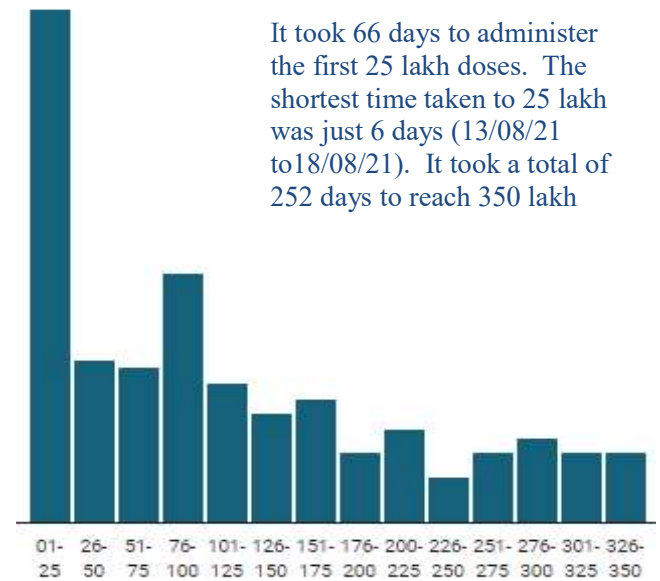
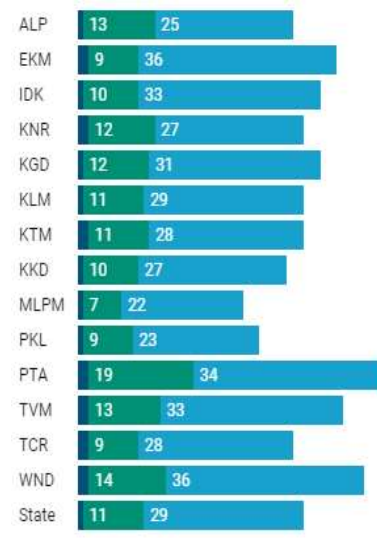
The chart shows the days taken for total COVID-19 Vaccination doses in Kerala to cross every 25 lakh dose mark

■ Q1 ■ Q2 ■ Q3

First Dose

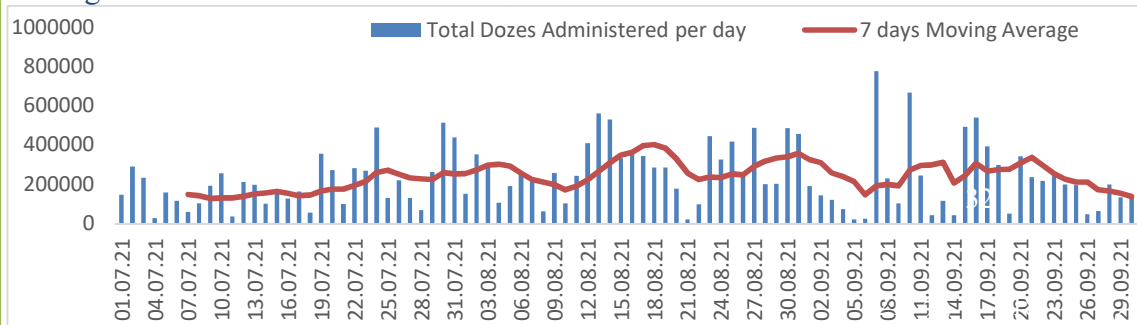


Second Dose



Vaccine Administered per Day and 7 days Moving Average in Last Quarter (July -

September) The seven-day moving average of daily doses in the last quarter showed a peak on August 18th and continued to fluctuate thereafter



The average rate of daily vaccination fell between the last two weeks of September compared to the first three weeks. On 20/09/2021 the total doses administered were 3.41 lakh, it declined thereafter and reached up to 1.34 lakh.

Important Message to the Public

- a. *Infection or infection rate is only a part and disease manifestation of disease is to be monitored*
- b. *Fatality among vaccinated people is very less. Disease severity among vaccinated people is less.*
- c. *People with comorbidity should be careful. Once detected covid positive they should get admitted and do not stay at home.*
- d. *Death among non-vaccinated people, especially people with comorbidity is because of late arrival in hospitals*
- e. *Diabetes and Hypertension together is the most common cause of patient death if they arrive late.*
- f. *Vaccinated people, only if symptomatic are advised to consult Doctor.*
- g. *Non Vaccinated people, if symptomatic, may do RTPCR test*
- h. *Antigen testing is only for emergency purpose*
- i. *Non vaccinated people with co-morbidities to do testing by RTPCR and consult doctor*
- j. *Repeat RTPCR is not needed among the people who are detected COVID positive in the previous 2 months*
- k. *All young person detected positive and at home isolation should do glucose test*

TABLE1.Total Vaccination done in the State as on 30/11/2021 midnight

State Summary till			01/12/2021	at 12 AM		
District	Target	First Dose	Percentage *	Second Dose	Percentage*	Total Doses Administered
Alappuzha	1704179	1535992	90%	1132128	66%	26,68,120
Ernakulam	2954098	2995113	101%	2121309	72%	51,16,422
Idukki	869082	866863	100%	600084	69%	14,66,947
Kannur	1913861	1912949	100%	1255279	66%	31,68,228
Kasaragod	992363	924208	93%	653067	66%	15,77,275
Kollam	2093511	1975862	94%	1353651	65%	33,29,513
Kottayam	1562022	1496697	96%	1099703	70%	25,96,400
Kozhikode	2499523	2381250	95%	1472846	59%	38,54,096
Malappuram	2988358	2904148	97%	1466036	49%	43,70,184
Palakkad	2140261	2032827	95%	1265672	59%	32,98,499
Pathanamthitta	1036488	1058121	102%	807935	78%	18,66,056
Thiruvananthapuram	2675400	2604308	97%	1904620	71%	45,08,928
Thrissur	2545664	2333452	92%	1705864	67%	40,39,316
Wayanad	659698	667137	101%	528387	80%	11,95,524
Grand Total	26634508	25688927	96%	17366581	65%	4,30,55,508
*Revised target population(> 18 years) as per MOHFW is 2.67 crores *As per letter from Additional Secretary MOHFW- D O No 2317579/2021/Imm dated 15/09/2021						

TABLE2.Covid-19 Vaccination Center Functional in the State as on 30/11/2021 midnight

<i>DISTRICTS</i>	Public	Private	Total
Alappuzha	75	8	83
Ernakulam	75	46	121
Idukki	22	6	28
Kannur	27	9	36
Kasaragod	1	2	3
Kollam	70	19	89
Kottayam	130	10	140
Kozhikode	79	15	94
Malappuram	76	9	85
Palakkad	101	14	115
Pathanamthitta	62	14	76
Thiruvananthapuram	84	26	110
Thrissur	46	33	79
Wayanad	56	1	57
GrandTotal	904	212	1116

TABLE3. Health Care Workers Coverage as on 30/11/2021 midnight

<i>DISTRICT</i>	<i>1ST DOSE</i>	<i>Percentage</i>	<i>2ND DOSE</i>	<i>Percentage Fully Vaccinated</i>
Alappuzha	29005	100%	26845	93%
Ernakulam	85552	100%	74642	87%
Idukki	13548	100%	12833	95%
Kannur	40375	100%	36951	92%
Kasaragod	11610	100%	10645	92%
Kollam	36026	100%	33208	92%
Kottayam	38693	100%	35688	92%
Kozhikode	52727	100%	47206	90%
Malappuram	44818	100%	41086	92%
Palakkad	34667	100%	31299	90%
Pathanamthitta	29326	100%	24669	84%
Thiruvananthapuram	73403	100%	65330	89%
Thrissur	51907	100%	48544	94%
Wayanad	13973	100%	13148	94%
GrandTotal	555630	100%	502094	90%

TABLE4. Frontline workers Coverage as on 30/11/2021 midnight

<i>DISTRICT</i>	<i>1ST DOSE</i>	<i>Percentage</i>	<i>2nd DOSE</i>	<i>Percentage Fully Vaccinated</i>
Alappuzha	39114	100%	36298	93%
Ernakulam	54911	100%	49719	91%
Idukki	22984	100%	20961	91%
Kannur	41370	100%	39665	96%
Kasaragod	24611	100%	22204	90%
Kollam	42211	100%	38080	90%
Kottayam	32125	100%	30237	94%
Kozhikode	55256	100%	51810	94%
Malappuram	53904	100%	50629	94%
Palakkad	48087	100%	44807	93%
Pathanamthitta	25241	100%	22180	88%
Thiruvananthapuram	72957	100%	66485	91%
Thrissur	41899	100%	40280	96%
Wayanad	17017	100%	15929	94%
GrandTotal	571687	100%	529284	93%

TABLE5.Age-Appropriate Group (≥45 Years) Coverage as on 30/11/2021 midnight

Age appropriate group (≥45 years) Coverage as on 01/12/2021,12AM					
District	Target	1 st dose coverage	Percentage	2nd dose	Percentage Fully Vaccinated*
Alappuzha	960001	854909	89%	690925	72%
Ernakulam	1483234	1443468	97%	1184090	80%
Idukki	431545	437724	101%	350890	81%
Kannur	965897	946540	98%	740025	77%
Kasaragod	435487	428760	98%	351597	81%
Kollam	1038759	1042696	100%	813267	78%
Kottayam	896478	822788	92%	659141	74%
Kozhikode	1185845	1164525	98%	891367	75%
Malappuram	1210980	1179078	97%	804697	66%
Palakkad	1051934	969151	92%	739851	70%
Pathanamthitta	575669	589228	102%	500796	87%
Thiruvananthapuram	1366301	1298052	95%	1056971	77%
Thrissur	1271199	1233409	97%	1001955	79%
Wayanad	298546	303565	102%	265438	89%
Grand Total	13171875	12713893	97%	10051010	76%

*Among those who took 1st Dose

TABLE6.Age-Appropriate Group (18-44Years) Coverage as on 30/11/2021 midnight

18-44 years Coverage as on 01/12/2021 at 12 AM					
District	Target	First Dose		2nd Dose	Percentage fully vaccinated*
		1st Dose Coverage	Percentage	Coverage	
Alappuzha	744178	612964	82%	378060	51%
Ernakulam	1470864	1411182	96%	812858	55%
Idukki	437537	392607	90%	215400	49%
Kannur	947964	884664	93%	438638	46%
Kasaragod	556876	459227	82%	268621	48%
Kollam	1054752	854929	81%	469096	44%
Kottayam	665544	603091	91%	374637	56%
Kozhikode	1313678	1108742	84%	482463	37%
Malappuram	1777378	1626348	92%	569624	32%
Palakkad	1088327	980922	90%	449715	41%
Pathanamthitta	460819	414326	90%	260290	56%
Thiruvananthapuram	1309099	1159896	89%	715834	55%
Thrissur	1274465	1006237	79%	615085	48%
Wayanad	361152	332582	92%	233872	65%
Grand Total	13462633	11847717	88%	6284193	47%

*Among those who have taken first dose

TABLE7.Achievement for the day 30/11/2021 midnight

<i>DISTRICT</i>	<i>1st Dose</i>	<i>2nd Dose</i>	<i>Total</i>
Alappuzha	751	9022	9773
Ernakulam	2536	19867	22403
Idukki	397	5639	6036
Kannur	223	2097	2320
Kasaragod	2	66	68
Kollam	1889	22066	23955
Kottayam	2052	17286	19338
Kozhikode	1454	9397	10851
Malappuram	3070	19707	22777
Palakkad	1951	14977	16928
Pathanamthitta	888	9479	10367
Thiruvananthapuram	1611	21986	23597
Thrissur	1092	9057	10149
Wayanad	219	2077	2296
Grand Total	18135	162723	180858

** Vaccine stock details couldn't be downloaded from e-VIN portal as the portal is down.

TABLE9.COVID Vaccination related sites

support@cowin.gov.in https://www.cowin.gov.in/home https://dashboard.kerala.gov.in/ https://dhs.kerala.gov.in/https://aogyakeralam.gov.in/https://sha.kerala.gov.in/

TABLE 10. COVID Vaccination related Helpline numbers

National/State/District	Line1	Line2	Line3
National Helpline	1075	+91 1123978046	0120 4473222
Disha	1056	04712552056	
StateCallCenter	04712309251	04712309252	04712309255
Thiruvananthapuram	9188610100	1077	
Kollam	04742797609	8589015556	
Pathanamthitta	04682222515	04682228220	
Alappuzha	04772239999		
Kottayam	04812565200	04812304800	04812581900
Idukki	18004255640	04862232220	04862233118
Ernakulam	9072303861		
Thrissur	9400066921	9400066922	9400066923
Palakkad	04912505264	04912505189	8943341439
Malappuram	04832733253	04832737858	04832733252
Kozhikode	7594001442		
Wayanad	04936202343	04936202375	9072510900
Kannur	04972700194		
Kasargod	9061076590	9061079244	9061078026