



കേരള സർക്കാർ

COVID-19 OUTBREAK CONTROL AND PREVENTION STATE  
CELL HEALTH & FAMILY WELFARE DEPARTMENT  
Govt of Kerala  
[www.health.kerala.gov.in](http://www.health.kerala.gov.in)

[www.dhs.kerala.gov.in](http://www.dhs.kerala.gov.in)

[controlroomdhskerala@gmail.com](mailto:controlroomdhskerala@gmail.com)

**KeralaHEALTH-COVID-19 DAILY VACCINATION BULLETIN**

**Date: 31/12/2021**

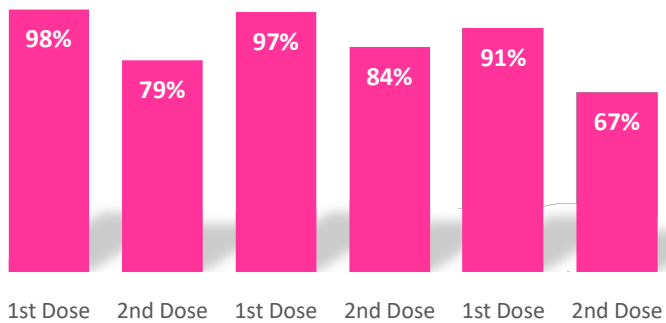
**OUR HEALTH OUR RESPONSIBILITY  
VACCINE ADVISORY**

- *People who are vaccinated with Covid Vaccine are reported to have reduced Covid related ICU admissions, serious disease and death.*
- *Early vaccination is useful to safeguard our life from this deadly disease.*
- *Vaccination sessions are planned as per the availability of vaccine. All are requested to cooperate.*
- *After receiving the first dose, second dose of Covishield vaccine is be taken between 12–16weeks and second dose of Covaxin between 4-6 weeks.*
- *Covid vaccination is currently available to all above the age of 18.*
- *Vaccination is available free of cost in all Government covid vaccination centers, and at a nominal rate (as per the GoI order F.No.2079203/2021/Immunization) in selected private Hospitals.*
- **ENSURE ALL YOUR ELIGIBLE FAMILY MEMBERS ARE PROTECTED BY RECEIVING ANY OF THE AVAILABLE COVID VACCINE.**
- **“BOTH COVAXIN AND COVISHIELD ARE EQUALLY EFFECTIVE AND SAFE”**
- **“BE FULLY PROTECTED – GET THE SECOND DOSE AT YOUR SCHEDULED TIME”**

## ANALYSIS

COVID-19 mass vaccinations are showing signs of preventing illness and steep decline in cases and hospital admissions in countries which done vaccination. Kerala started its vaccination for health care workers from January 16, 2021. The COVID-19 Vaccines Operational Guidelines issued by the Ministry of Health and Family Welfare, Govt. of India, 28th December 2020 and all subsequent Guidelines issued by Ministry of Health and Family Welfare, Govt of India are followed at the sites and all vaccination lanes

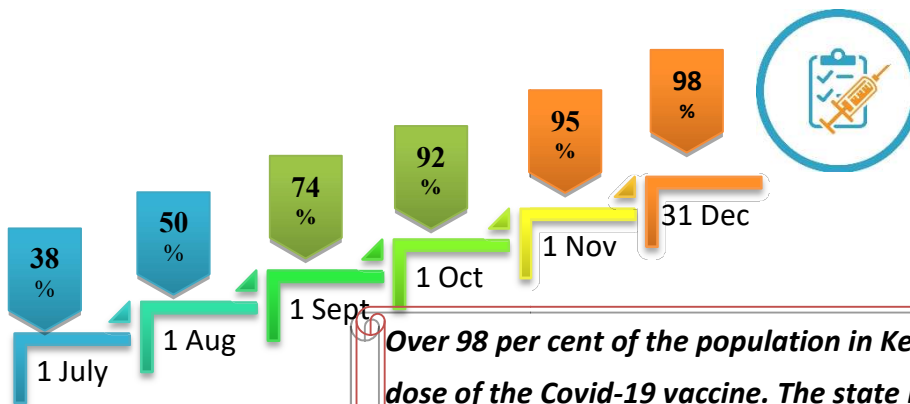
### Summary of COVID Vaccine Administered as on 31-12-2021 midnight



- 98%** of eligible population vaccinated with a single dose till December 31
- 79%** of eligible population vaccinated with double dose till December 31
- State has vaccinated more than **97%** of people aged more than 45 years with a single dose



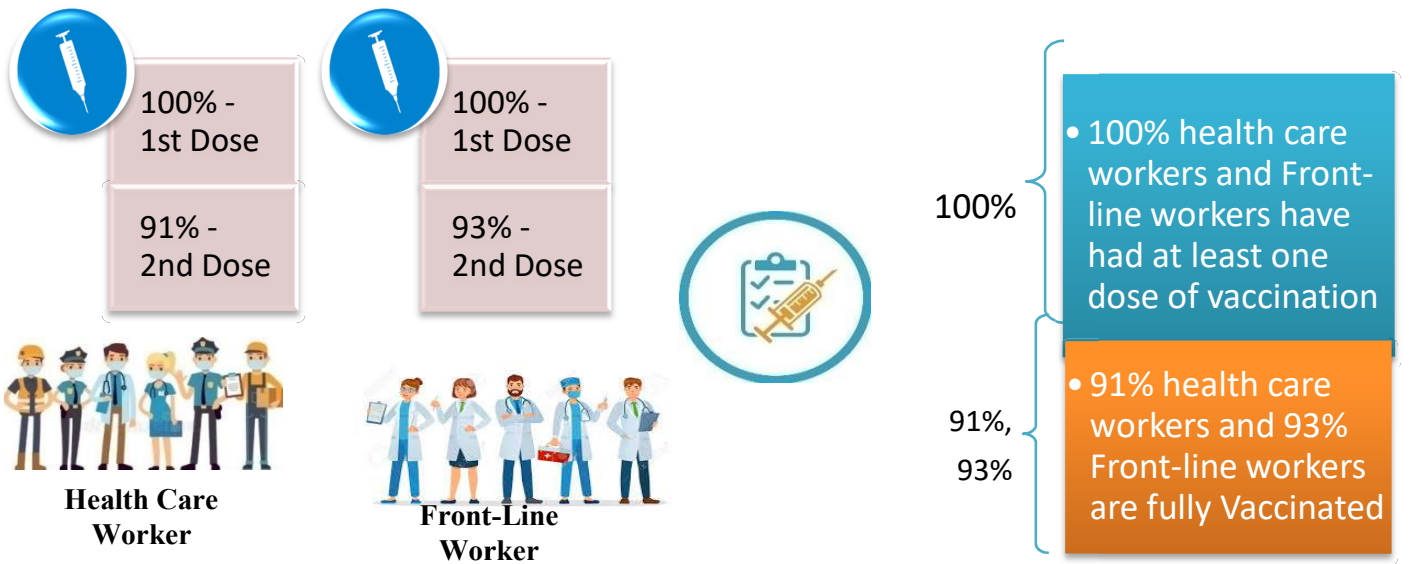
### Time Line of Vaccination Coverage



Kerala began administration of COVID 19 Vaccines on 16<sup>th</sup> January, 2021. As of 31<sup>th</sup> December 2021, Kerala has administered over 47 million doses overall, including first and second doses of vaccines.


**Over 98 per cent of the population in Kerala has been administered the first dose of the Covid-19 vaccine. The state has achieved the target within 348 days since the beginning of the vaccination drive on January 16.**

# Health Care Workers & Front-line Workers Vaccinated



## Are You Vaccinated? You Still Need to Practice: SMS

- Even after vaccination, follow COVID appropriate behavior
- Practice Social Distancing and greet without physical contact
- Always wear clean face mask
- Wash your hands thoroughly and frequently or use hand sanitizer
- Follow the current COVID 19 guidelines to prevent further spread
- Stay Safe. Stay Strong. Get Vaccinated



Even After Getting Vaccinated Keep Taking Precautions to Protect Your Self



# The Race Towards Full Vaccination - Weekly Trend

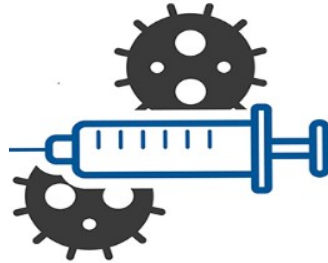
## 18<sup>th</sup> Dec – 24<sup>th</sup> Dec

Kerala Administered over

# 7.86 Lakh

COVID Vaccine Doses

in the last 7 days  
(18<sup>th</sup> Dec to 24<sup>th</sup> Dec)

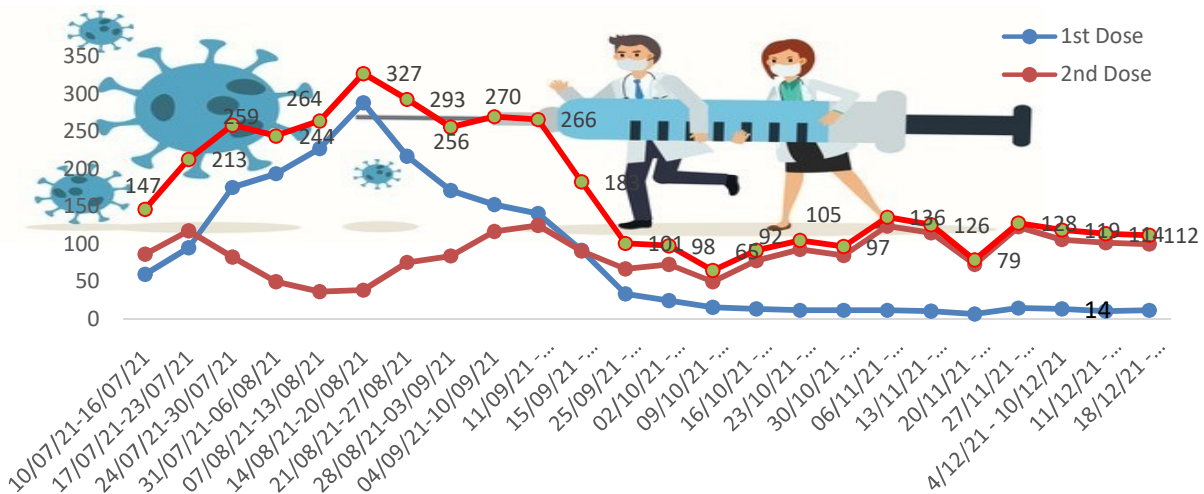


From 18<sup>th</sup> Dec to 24<sup>th</sup> Dec on average

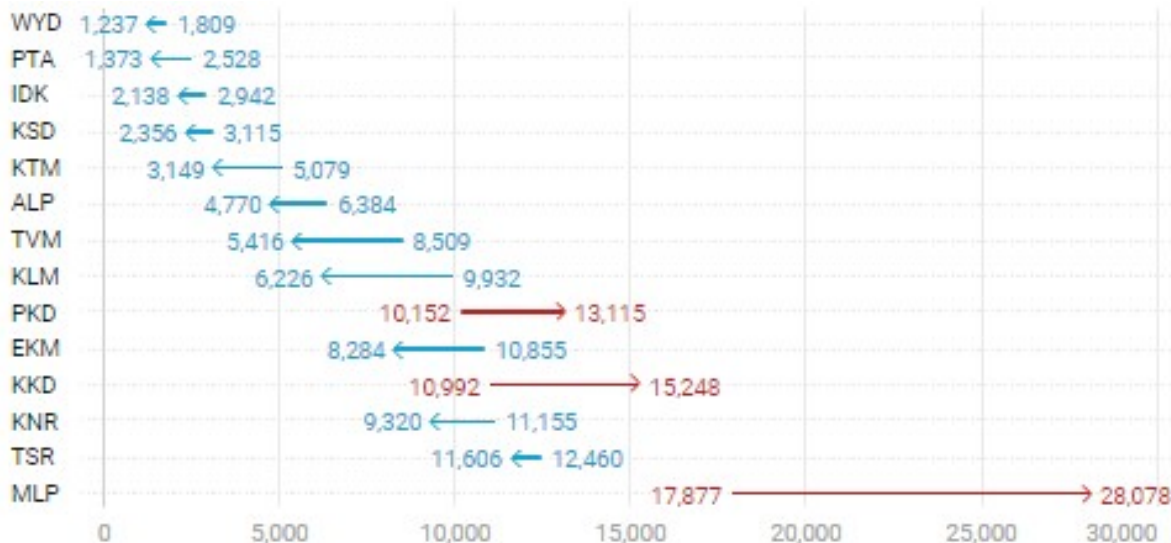
# 1.12lakh

 doses were administered daily.

Average Doses Administered Per day per week (in 1000)



Trend in average per day vaccination for the last two weeks



# Race Against Time – Vaccination Quarterly Status

(Q1: 16<sup>th</sup> Jan-Mar, Q2: Apr-June, Q3: July-Sep)

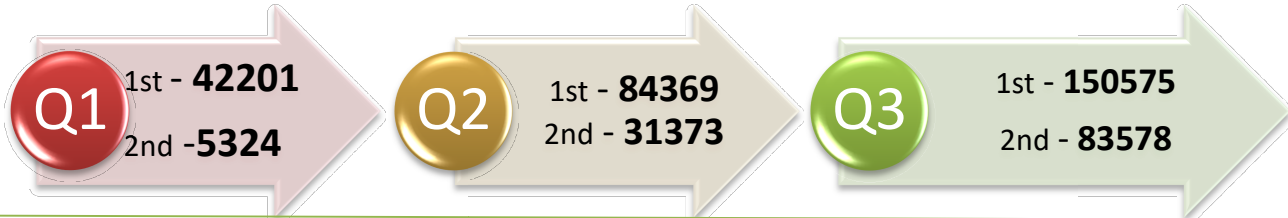
## Daily Average Dozes Administered per Quarter

In the first Quarter, only 42201 first dozes and 5324 second dozes were administered daily on average. During the second and third quarters, the daily vaccination of the first and second dozes increased significantly.

Q1 : 16<sup>th</sup> Jan – Mar

Q2 : Apr - June

Q3 : July - Sep



## Vaccination Achievement per Quarter

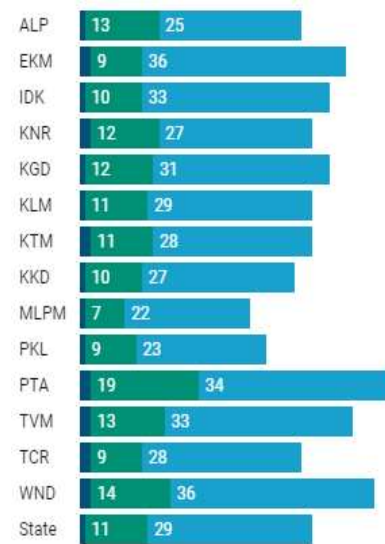
In the third quarter of the immunization drive, 52% of the eligible population (18 + age) in Kerala were given the first dose and 29% the second dose.

■ Q1 ■ Q2 ■ Q3

### First Dose

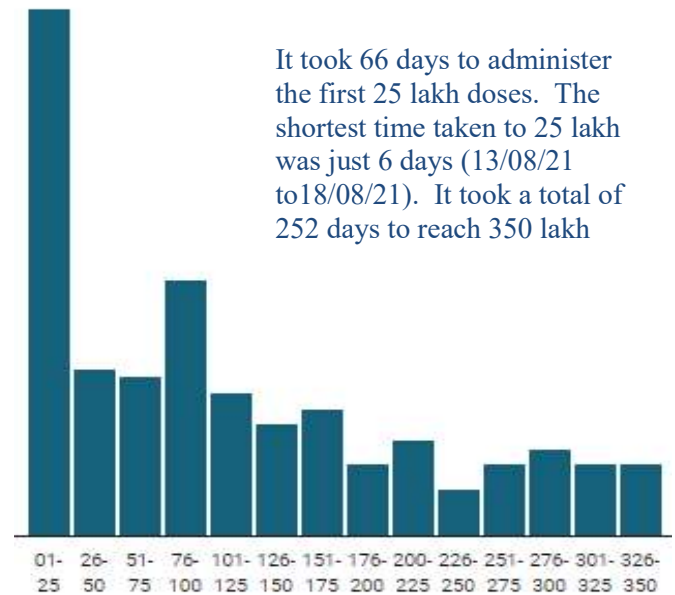


### Second Dose



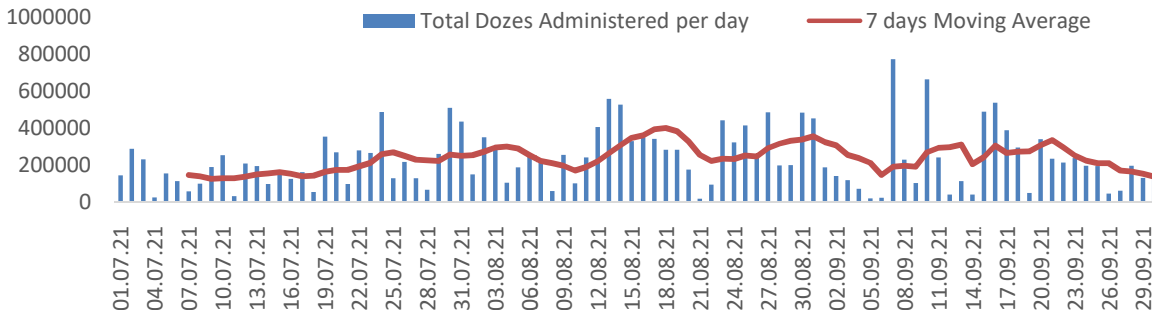
## Dose Progression

The chart shows the days taken for total COVID-19 Vaccination doses in Kerala to cross every 25 lakh dose mark



## Vaccine Administered per Day and 7 days Moving Average in Last Quarter (July -

September) The seven-day moving average of daily doses in the last quarter showed a peak on August 18th and continued to fluctuate thereafter



The average rate of daily vaccination fell between the last two weeks of September compared to the first three weeks. On 20/09/2021 the total doses administered were 3.41 lakh, it declined thereafter and reached up to 1.34 lakh.

## Important Message to the Public

- a. *Infection or infection rate is only a part and disease manifestation of disease is to be monitored*
- b. *Fatality among vaccinated people is very less. Disease severity among vaccinated people is less.*
- c. *People with comorbidity should be careful. Once detected covid positive they should get admitted and do not stay at home.*
- d. *Death among non-vaccinated people, especially people with comorbidity is because of late arrival in hospitals*
- e. *Diabetes and Hypertension together is the most common cause of patient death if they arrive late.*
- f. *Vaccinated people, only if symptomatic are advised to consult Doctor.*
- g. *Non Vaccinated people, if symptomatic, may do RTPCR test*
- h. *Antigen testing is only for emergency purpose*
- i. *Non vaccinated people with co-morbidities to do testing by RTPCR and consult doctor*
- j. *Repeat RTPCR is not needed among the people who are detected COVID positive in the previous 2 months*
- k. *All young person detected positive and at home isolation should do glucose test*

TABLE1.Total Vaccination done in the State as on 31/12/2021 midnight

State Summary till			01/01/2022	at 12 AM		
District	Target	First Dose	Percentage *	Second Dose	Percentage*	Total Doses Administered
Alappuzha	1704179	1559281	91%	1375691	81%	2,934,972
Ernakulam	2954098	3034021	103%	2426062	82%	5,460,083
Idukki	869082	875895	101%	696763	80%	1,572,658
Kannur	1913861	1949101	102%	1629255	85%	3,578,356
Kasaragod	992363	939923	95%	756450	76%	1,696,373
Kollam	2093511	2010788	96%	1648474	79%	3,659,262
Kottayam	1562022	1515825	97%	1261829	81%	2,777,654
Kozhikode	2499523	2434753	97%	1876474	75%	4,311,227
Malappuram	2988358	2996412	100%	2092721	70%	5,089,133
Palakkad	2140261	2080334	97%	1630911	76%	3,711,245
Pathanamthitta	1036488	1067824	103%	880208	85%	1,948,032
Thiruvananthapuram	2675400	2637915	99%	2188721	82%	4,826,636
Thrissur	2545664	2375103	93%	2086480	82%	4,461,583
Wayanad	659698	673389	102%	572896	87%	1,246,285
<b>Grand Total</b>	<b>26634508</b>	<b>26150564</b>	<b>98%</b>	<b>21122935</b>	<b>79%</b>	<b>47,273,499</b>
*Revised target population(> 18 years) as per MOHFW is 2.67 crores *As per letter from Additional Secretary MOHFW- D O No 2317579/2021/Imm dated 15/09/2021						

TABLE2. Covid-19 Vaccination Center Functional in the State as on 31/12/2021 midnight

DISTRICTS	Public	Private	Total
Alappuzha	85	3	88
Ernakulam	81	41	122
Idukki	32	3	35
Kannur	91	9	100
Kasaragod	48	3	51
Kollam	64	10	74
Kottayam	19	11	30
Kozhikode	92	19	111
Malappuram	85	5	90
Palakkad	99	14	113
Pathanamthitta	61	5	66
Thiruvananthapuram	90	24	114
Thrissur	121	16	137
Wayanad	59	2	61
<b>GrandTotal</b>	<b>1027</b>	<b>165</b>	<b>1192</b>

TABLE3. Health Care Workers Coverage as on 31/12/2021 midnight

<i>DISTRICT</i>	<i>1<sup>ST</sup> DOSE</i>	<i>Percentage</i>	<i>2<sup>ND</sup> DOSE</i>	<i>Percentage Fully Vaccinated</i>
<b>Alappuzha</b>	29006	100%	26989	93%
<b>Ernakulam</b>	85552	100%	75066	88%
<b>Idukki</b>	13550	100%	12901	95%
<b>Kannur</b>	40376	100%	37152	92%
<b>Kasaragod</b>	11610	100%	10700	92%
<b>Kollam</b>	36029	100%	33456	93%
<b>Kottayam</b>	38694	100%	35906	93%
<b>Kozhikode</b>	52729	100%	47548	90%
<b>Malappuram</b>	44821	100%	41473	93%
<b>Palakkad</b>	34668	100%	31640	91%
<b>Pathanamthitta</b>	29328	100%	24826	85%
<b>Thiruvananthapuram</b>	73410	100%	65750	90%
<b>Thrissur</b>	51908	100%	48831	94%
<b>Wayanad</b>	13975	100%	13223	95%
<b>Grand Total</b>	<b>555656</b>	<b>100%</b>	<b>505461</b>	<b>91%</b>

TABLE4. Frontline workers Coverage as on 31/12/2021 midnight

<i>DISTRICT</i>	<i>1<sup>ST</sup> DOSE</i>	<i>Percentage</i>	<i>2<sup>nd</sup> DOSE</i>	<i>Percentage Fully Vaccinated</i>
<b>Alappuzha</b>	39116	100%	36516	93%
<b>Ernakulam</b>	54913	100%	50008	91%
<b>Idukki</b>	22988	100%	21151	92%
<b>Kannur</b>	41371	100%	39814	96%
<b>Kasaragod</b>	24611	100%	22286	91%
<b>Kollam</b>	42218	100%	38428	91%
<b>Kottayam</b>	32130	100%	30371	95%
<b>Kozhikode</b>	55260	100%	52257	95%
<b>Malappuram</b>	53904	100%	50947	95%
<b>Palakkad</b>	48088	100%	45168	94%
<b>Pathanamthitta</b>	25244	100%	22332	88%
<b>Thiruvananthapuram</b>	72963	100%	67023	92%
<b>Thrissur</b>	41901	100%	40518	97%
<b>Wayanad</b>	17017	100%	16019	94%
<b>Grand Total</b>	<b>571724</b>	<b>100%</b>	<b>532838</b>	<b>93%</b>



TABLE5.Age-Appropriate Group (≥45Years) Coverage as on 31/12/2021 midnight

Age appropriate group (≥45years) Coverage as on 01/01/2022,12AM					
District	Target	1 <sup>st</sup> dose coverage	Percentage	2nd dose	Percentage Fully Vaccinated*
Alappuzha	960001	862418	90%	775356	81%
Ernakulam	1483234	1452158	98%	1265553	85%
Idukki	431545	439824	102%	377269	87%
Kannur	965897	955201	99%	850103	88%
Kasaragod	435487	431612	99%	372450	86%
Kollam	1038759	1052874	101%	908365	87%
Kottayam	896478	829066	92%	719066	80%
Kozhikode	1185845	1175882	99%	1000502	84%
Malappuram	1210980	1197285	99%	962187	79%
Palakkad	1051934	979337	93%	838030	80%
Pathanamthitta	575669	591751	103%	519637	90%
Thiruvananthapuram	1366301	1307052	96%	1136861	83%
Thrissur	1271199	1245143	98%	1125105	89%
Wayanad	298546	304682	102%	273560	92%
<b>Grand Total</b>	<b>13171875</b>	<b>12824285</b>	<b>97%</b>	<b>11124044</b>	<b>84%</b>

\*Among those who took 1<sup>st</sup> Dose

TABLE6.Age-Appropriate Group (18-44 Years) Coverage as on 31/12/2021 midnight

18-44 years Coverage as on 01/01/2022 at 12 AM					
District	Target	First Dose		2nd Dose Coverage	Percentage fully vaccinated*
		1st Dose Coverage	Percentage		
Alappuzha	744178	628741	84%	536830	72%
Ernakulam	1470864	1441398	98%	1035435	70%
Idukki	437537	399533	91%	285442	65%
Kannur	947964	912153	96%	702186	74%
Kasaragod	556876	472090	85%	351014	63%
Kollam	1054752	879667	83%	668225	63%
Kottayam	665544	615935	93%	476486	72%
Kozhikode	1313678	1150882	88%	776167	59%
Malappuram	1777378	1700402	96%	1038114	58%
Palakkad	1088327	1018241	94%	716073	66%
Pathanamthitta	460819	421501	91%	313413	68%
Thiruvananthapuram	1309099	1184490	90%	919087	70%
Thrissur	1274465	1036151	81%	872026	68%
Wayanad	361152	337715	94%	270094	75%
<b>Grand Total</b>	<b>13462633</b>	<b>12198899</b>	<b>91%</b>	<b>8960592</b>	<b>67%</b>

\*Among those who have taken first dose

TABLE7. Achievement for the day 31/12/2021 midnight

<i>DISTRICT</i>	<i>1<sup>st</sup> Dose</i>	<i>2<sup>nd</sup> Dose</i>	<i>Total</i>
Alappuzha	886	5750	6636
Ernakulam	1467	11514	12981
Idukki	303	2596	2899
Kannur	850	6491	7341
Kasaragod	363	2058	2421
Kollam	1417	10262	11679
Kottayam	283	2089	2372
Kozhikode	2037	14478	16515
Malappuram	4118	23782	27900
Palakkad	2194	16340	18534
Pathanamthitta	310	1965	2275
Thiruvananthapuram	1128	9255	10383
Thrissur	1565	11857	13422
Wayanad	97	635	732
<b>Grand Total</b>	<b>17018</b>	<b>119072</b>	<b>136090</b>

\*\* Vaccine stock details couldn't be downloaded from e-VIN portal as the portal is down.

TABLE9.COVID Vaccination related sites

<a href="mailto:support@cowin.gov.in">support@cowin.gov.in</a> <a href="https://www.cowin.gov.in/home">https://www.cowin.gov.in/home</a> <a href="https://dashboard.kerala.gov.in/">https://dashboard.kerala.gov.in/</a> <a href="https://dhs.kerala.gov.in/https://aogyakeralam.gov.in/https://sha.kerala.gov.in/">https://dhs.kerala.gov.in/https://aogyakeralam.gov.in/https://sha.kerala.gov.in/</a>
---

*TABLE 10. COVID Vaccination related Helpline numbers*

<b>National/State/District</b>	<b>Line1</b>	<b>Line2</b>	<b>Line3</b>
National Helpline	1075	+91 1123978046	0120 4473222
Disha	1056	04712552056	
StateCallCenter	04712309251	04712309252	04712309255
Thiruvananthapuram	9188610100	1077	
Kollam	04742797609	8589015556	
Pathanamthitta	04682222515	04682228220	
Alappuzha	04772239999		
Kottayam	04812565200	04812304800	04812581900
Idukki	18004255640	04862232220	04862233118
Ernakulam	9072303861		
Thrissur	9400066921	9400066922	9400066923
Palakkad	04912505264	04912505189	8943341439
Malappuram	04832733253	04832737858	04832733252
Kozhikode	7594001442		
Wayanad	04936202343	04936202375	9072510900
Kannur	04972700194		
Kasargod	9061076590	9061079244	9061078026