



കേരള സർക്കാർ

COVID-19 OUTBREAK CONTROL AND PREVENTION STATE  
CELL HEALTH & FAMILY WELFARE DEPARTMENT  
Govt of Kerala  
[www.health.kerala.gov.in](http://www.health.kerala.gov.in)

[www.dhs.kerala.gov.in](http://www.dhs.kerala.gov.in)

[controlroomdhskerala@gmail.com](mailto:controlroomdhskerala@gmail.com)

**KeralaHEALTH-COVID-19 DAILY VACCINATION BULLETIN**

**Date: 01/01/2022**

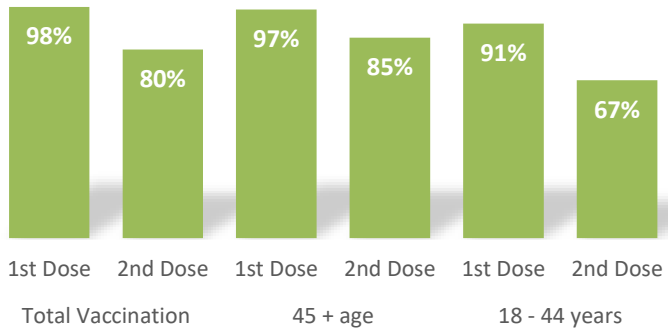
**OUR HEALTH OUR RESPONSIBILITY  
VACCINE ADVISORY**

- *People who are vaccinated with Covid Vaccine are reported to have reduced Covid related ICU admissions, serious disease and death.*
- *Early vaccination is useful to safeguard our life from this deadly disease.*
- *Vaccination sessions are planned as per the availability of vaccine. All are requested to cooperate.*
- *After receiving the first dose, second dose of Covishield vaccine is to be taken between 12–16 weeks and second dose of Covaxin between 4-6 weeks.*
- *Covid vaccination is currently available to all above the age of 18.*
- *Vaccination is available free of cost in all Government covid vaccination centers, and at a nominal rate (as per the GoI order F.No.2079203/2021/Immunization) in selected private Hospitals.*
- **ENSURE ALL YOUR ELIGIBLE FAMILY MEMBERS ARE PROTECTED BY RECEIVING ANY OF THE AVAILABLE COVID VACCINE.**
- **“BOTH COVAXIN AND COVISHIELD ARE EQUALLY EFFECTIVE AND SAFE”**
- **“BE FULLY PROTECTED – GET THE SECOND DOSE AT YOUR SCHEDULED TIME”**

## ANALYSIS

COVID-19 mass vaccinations are showing signs of preventing illness and steep decline in cases and hospital admissions in countries which done vaccination. Kerala started its vaccination for health care workers from January 16, 2021. The COVID-19 Vaccines Operational Guidelines issued by the Ministry of Health and Family Welfare, Govt. of India, 28th December 2020 and all subsequent Guidelines issued by Ministry of Health and Family Welfare, Govt of India are followed at the sites and all vaccination lanes

## Summary of COVID Vaccine Administered as on 01-01-2022 midnight




98% of eligible population vaccinated with a single dose till January 01

79% of eligible population vaccinated with double dose till January 01

State has vaccinated more than 97% of people aged more than 45 years with a single dose

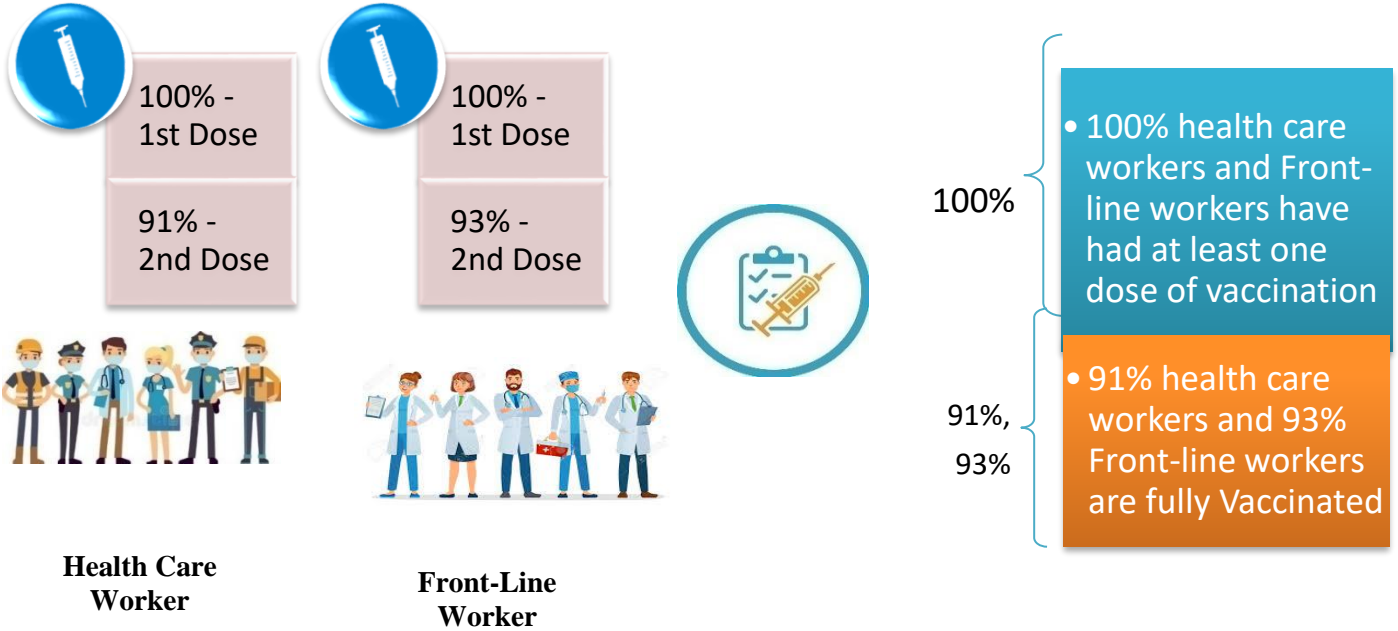
## Time Line of Vaccination Coverage



Kerala began administration of COVID 19 Vaccines on 16<sup>th</sup> January, 2021. As of 01<sup>st</sup> January 2022, Kerala has administered over 47 million doses overall, including first and second doses of vaccines.


**Over 98 per cent of the population in Kerala has been administered the first dose of the Covid-19 vaccine. The state has achieved the target within 349 days since the beginning of the vaccination drive on January 16.**

# Health Care Workers & Front-line Workers Vaccinated



## Are You Vaccinated? You Still Need to Practice:

- Even after vaccination, follow COVID appropriate behavior
- Practice Social Distancing and greet without physical contact
- Always wear clean face mask
- Wash your hands thoroughly and frequently or use hand sanitizer
- Follow the current COVID 19 guidelines to prevent further spread
- Stay Safe. Stay Strong. Get Vaccinated



Even After Getting Vaccinated Keep Taking Precautions to Protect Your Self

**GET VACCINATED**      **WASH YOUR HANDS**      **WEAR A MASK**      **KEEP YOUR DISTANCE**

# The Race Towards Full Vaccination - Weekly Trend

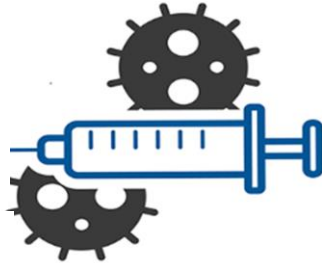
## 25<sup>th</sup> Dec – 31<sup>th</sup> Dec

Kerala Administered over

# 7.33 Lakh

COVID Vaccine Doses

in the last 7 days  
(25<sup>th</sup> Dec to 31<sup>th</sup> Dec)

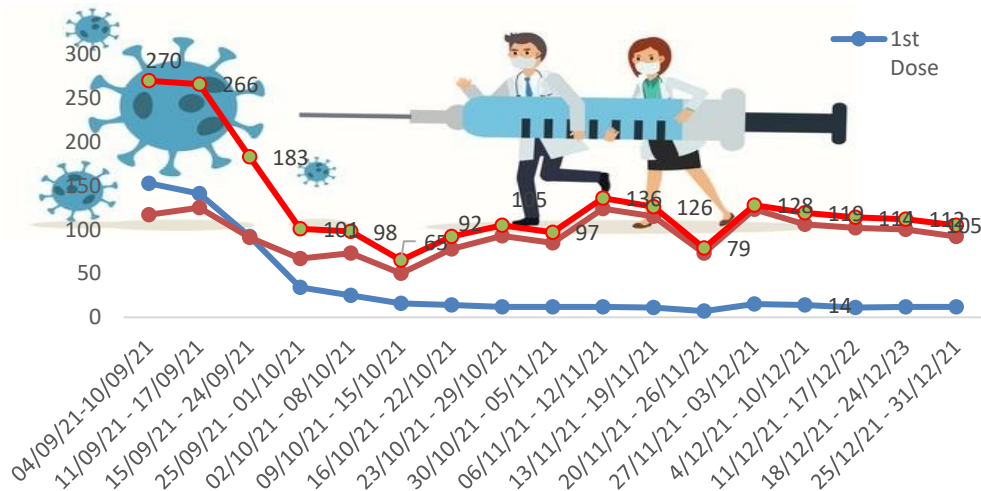


From 25<sup>th</sup> Dec to 31<sup>th</sup> Dec on average

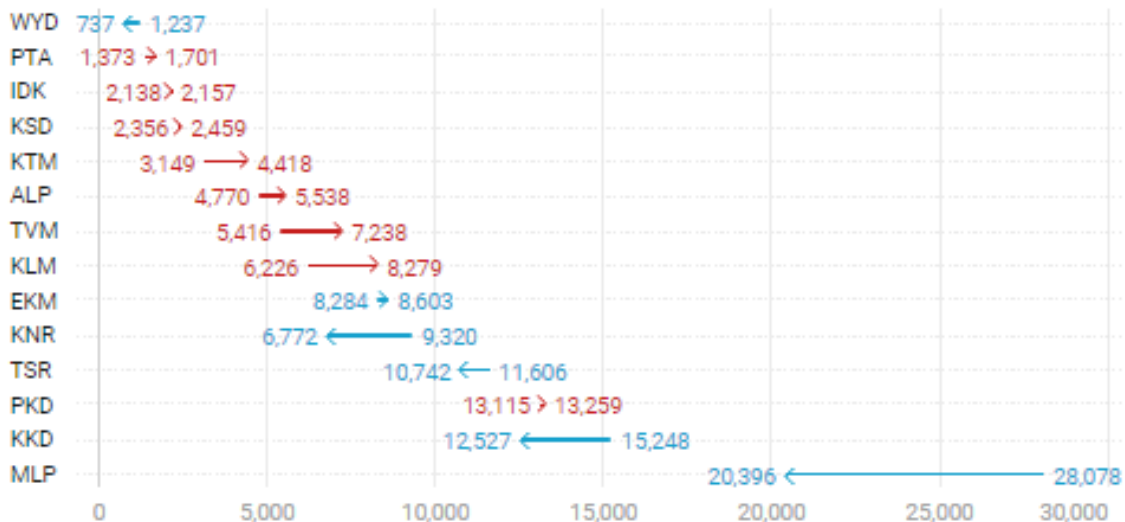
# 1.05 lakh

doses were administered daily.

Average Doses Administered Per day per week (in 1000)



Trend in average per day vaccination for the last two weeks

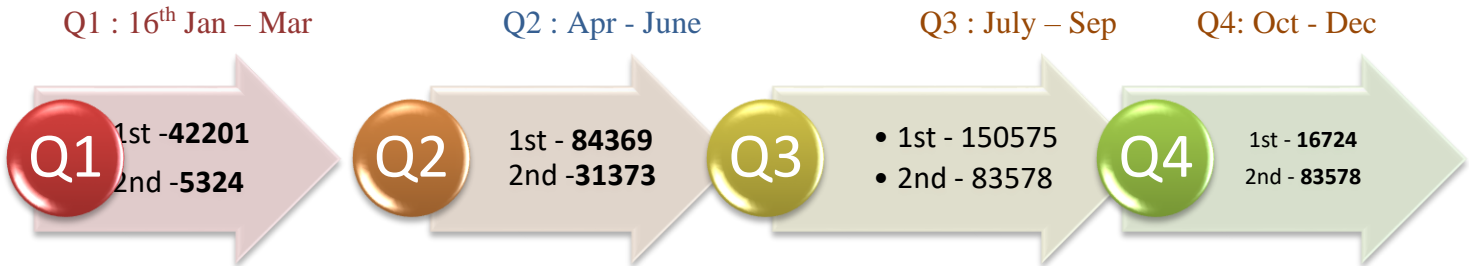


# Race Against Time – Vaccination Quarterly Status

(Q1:16<sup>th</sup> Jan-Mar, Q2: Apr-June, Q3: July-Sep, Q4: Oct - Dec)

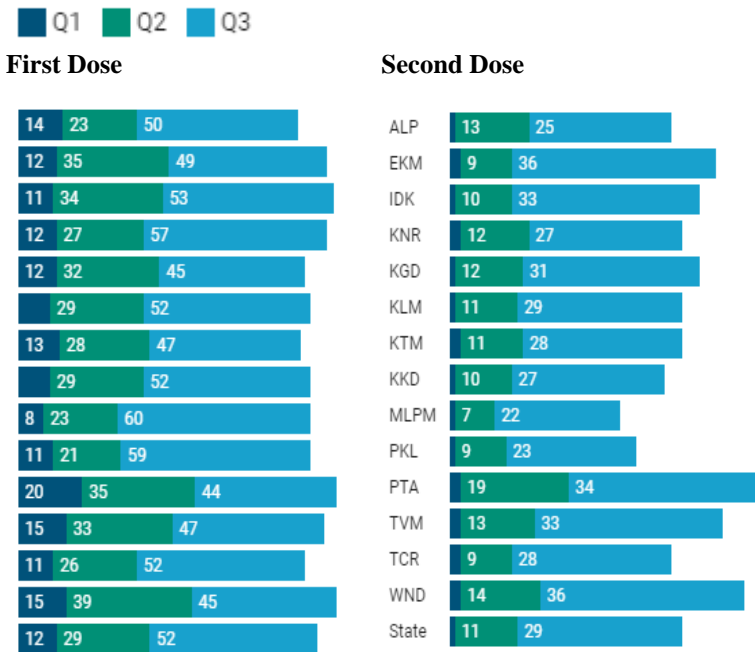
## Daily Average Dozes Administered per Quarter

In the first Quarter, only 42201 first dozes and 5324 second dozes were administered daily on average. During the second, third and fourth quarters, the daily vaccination of the first and second dozes increased significantly.



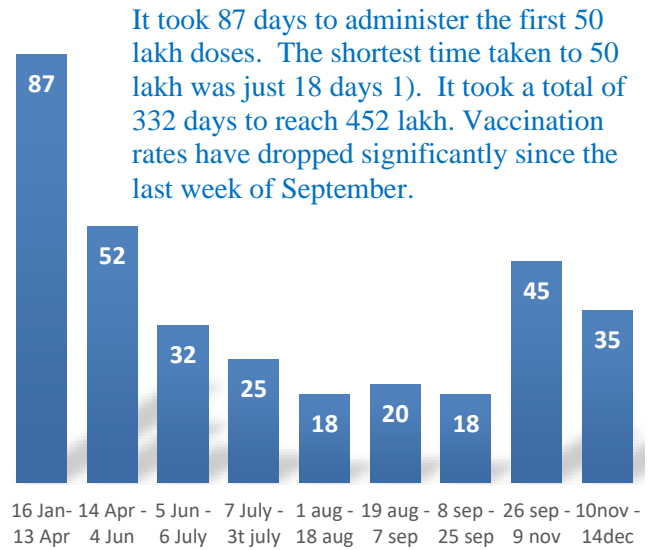
## Vaccination Achievement per Quarter

In the third quarter of the immunization drive, 52% of the eligible population (18 + age) in Kerala were given the first dose and 29% the second dose.



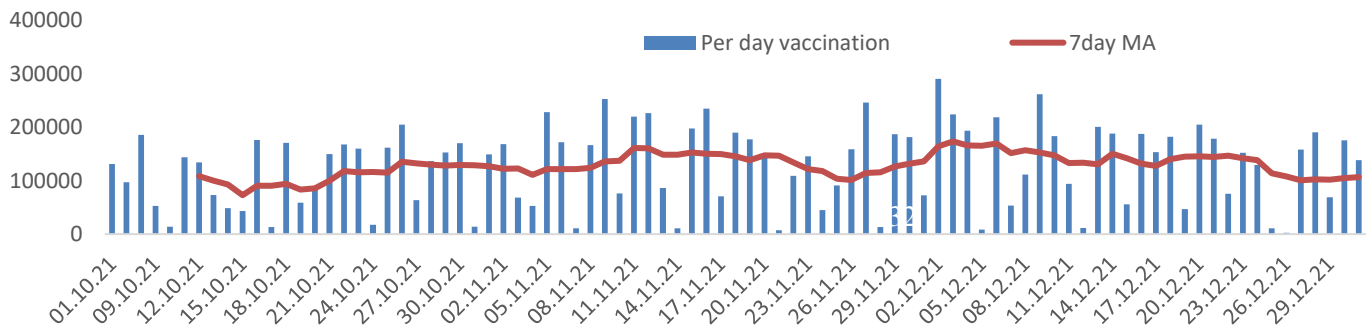
## Dose Progression

The chart shows the days taken for total COVID-19 Vaccination dozes(both first and second) in Kerala to cross every 50 lakh dose mark



## Vaccine Administered per Day and 7 days Moving Average in Last Quarter (Oct -Dec)

The seven-day moving average of daily dozes in the last quarter showed a peak on December 2<sup>nd</sup> and continued to fluctuate thereafter



## Important Message to the Public

- a. *Infection or infection rate is only a part and disease manifestation of disease is to be monitored*
- b. *Fatality among vaccinated people is very less. Disease severity among vaccinated people is less.*
- c. *People with comorbidity should be careful. Once detected covid positive they should get admitted and do not stay at home.*
- d. *Death among non-vaccinated people, especially people with comorbidity is because of late arrival in hospitals*
- e. *Diabetes and Hypertension together is the most common cause of patient death if they arrive late.*
- f. *Vaccinated people, only if symptomatic are advised to consult Doctor.*
- g. *Non Vaccinated people, if symptomatic, may do RTPCR test*
- h. *Antigen testing is only for emergency purpose*
- i. *Non vaccinated people with co-morbidities to do testing by RTPCR and consult doctor*
- j. *Repeat RTPCR is not needed among the people who are detected COVID positive in the previous 2 months*
- k. *All young person detected positive and at home isolation should do glucose test*

TABLE1.Total Vaccination done in the State as on 01/01/2022 midnight

State Summary till			02/01/2022	at 12 AM		
District	Target	First Dose	Percentage *	Second Dose	Percentage*	Total Doses Administered
Alappuzha	1704179	1560158	92%	1382073	81%	2,942,231
Ernakulam	2954098	3034486	103%	2429136	82%	5,463,622
Idukki	869082	876034	101%	698047	80%	1,574,081
Kannur	1913861	1949697	102%	1633430	85%	3,583,127
Kasaragod	992363	940328	95%	758327	76%	1,698,655
Kollam	2093511	2011136	96%	1650671	79%	3,661,807
Kottayam	1562022	1516620	97%	1267840	81%	2,784,460
Kozhikode	2499523	2435746	97%	1883306	75%	4,319,052
Malappuram	2988358	2999237	100%	2108394	71%	5,107,631
Palakkad	2140261	2081176	97%	1637721	77%	3,718,897
Pathanamthitta	1036488	1067959	103%	880961	85%	1,948,920
Thiruvananthapuram	2675400	2638455	99%	2192165	82%	4,830,620
Thrissur	2545664	2376173	93%	2092492	82%	4,468,665
Wayanad	659698	673420	102%	573132	87%	1,246,552
<b>Grand Total</b>	<b>26634508</b>	<b>26160625</b>	<b>98%</b>	<b>21187695</b>	<b>80%</b>	<b>47,348,320</b>
	*Revised target population(> 18 years) as per MOHFW is 2.67 crores					
	*As per letter from Additional Secretary MOHFW- D O No 2317579/2021/Imm dated 15/09/2021					

TABLE2. Covid-19 Vaccination Center Functional in the State as on 01/01/2022 midnight

DISTRICTS	Public	Private	Total
Alappuzha	84	3	87
Ernakulam	10	44	54
Idukki	20	3	23
Kannur	91	9	100
Kasaragod	48	2	50
Kollam	21	22	43
Kottayam	98	9	107
Kozhikode	92	12	104
Malappuram	62	8	70
Palakkad	90	14	104
Pathanamthitta	60	5	65
Thiruvananthapuram	83	17	100
Thrissur	118	24	142
Wayanad	59	2	61
<b>GrandTotal</b>	<b>936</b>	<b>174</b>	<b>1110</b>

TABLE3. Health Care Workers Coverage as on 01/01/2022 midnight

<i>DISTRICT</i>	<i>1<sup>ST</sup> DOSE</i>	<i>Percentage</i>	<i>2<sup>ND</sup> DOSE</i>	<i>Percentage Fully Vaccinated</i>
<b>Alappuzha</b>	29006	100%	26992	93%
<b>Ernakulam</b>	85552	100%	75075	88%
<b>Idukki</b>	13550	100%	12902	95%
<b>Kannur</b>	40376	100%	37154	92%
<b>Kasaragod</b>	11610	100%	10701	92%
<b>Kollam</b>	36029	100%	33461	93%
<b>Kottayam</b>	38694	100%	35910	93%
<b>Kozhikode</b>	52729	100%	47551	90%
<b>Malappuram</b>	44821	100%	41492	93%
<b>Palakkad</b>	34668	100%	31642	91%
<b>Pathanamthitta</b>	29328	100%	24827	85%
<b>Thiruvananthapuram</b>	73410	100%	65752	90%
<b>Thrissur</b>	51908	100%	48838	94%
<b>Wayanad</b>	13975	100%	13223	95%
<b>Grand Total</b>	<b>555656</b>	<b>100%</b>	<b>505520</b>	<b>91%</b>

TABLE4. Frontline workers Coverage as on 01/01/2022 midnight

<i>DISTRICT</i>	<i>1<sup>ST</sup> DOSE</i>	<i>Percentage</i>	<i>2<sup>nd</sup> DOSE</i>	<i>Percentage Fully Vaccinated</i>
<b>Alappuzha</b>	39116	100%	36520	93%
<b>Ernakulam</b>	54913	100%	50009	91%
<b>Idukki</b>	22988	100%	21152	92%
<b>Kannur</b>	41371	100%	39817	96%
<b>Kasaragod</b>	24611	100%	22287	91%
<b>Kollam</b>	42218	100%	38431	91%
<b>Kottayam</b>	32130	100%	30373	95%
<b>Kozhikode</b>	55260	100%	52267	95%
<b>Malappuram</b>	53904	100%	50955	95%
<b>Palakkad</b>	48088	100%	45172	94%
<b>Pathanamthitta</b>	25244	100%	22332	88%
<b>Thiruvananthapuram</b>	72963	100%	67031	92%
<b>Thrissur</b>	41901	100%	40521	97%
<b>Wayanad</b>	17017	100%	16020	94%
<b>Grand Total</b>	<b>571724</b>	<b>100%</b>	<b>532887</b>	<b>93%</b>



TABLE5.Age-Appropriate Group (≥45Years) Coverage as on 01/01/2022 midnight

Age appropriate group (≥45years) Coverage as on 02/01/2022,12AM					
District	Target	1 <sup>st</sup> dose coverage	Percentage	2nd dose	Percentage Fully Vaccinated*
Alappuzha	960001	862717	90%	777839	81%
Ernakulam	1483234	1452234	98%	1266373	85%
Idukki	431545	439854	102%	377675	88%
Kannur	965897	955363	99%	851322	88%
Kasaragod	435487	431679	99%	372856	86%
Kollam	1038759	1052980	101%	909151	88%
Kottayam	896478	829291	93%	721316	80%
Kozhikode	1185845	1176099	99%	1002407	85%
Malappuram	1210980	1197902	99%	966356	80%
Palakkad	1051934	979539	93%	839965	80%
Pathanamthitta	575669	591788	103%	519836	90%
Thiruvananthapuram	1366301	1307173	96%	1137915	83%
Thrissur	1271199	1245393	98%	1127074	89%
Wayanad	298546	304688	102%	273602	92%
<b>Grand Total</b>	<b>13171875</b>	<b>12826700</b>	<b>97%</b>	<b>11143687</b>	<b>85%</b>

\*Among those who took 1<sup>st</sup> Dose

TABLE6.Age-Appropriate Group (18-44 Years) Coverage as on 01/01/2022 midnight

18-44 years Coverage as on 02/01/2022 at 12 AM					
District	Target	First Dose		2nd Dose	Percentage fully vaccinated*
		1st Dose Coverage	Percentage	Coverage	
Alappuzha	744178	629319	85%	540722	73%
Ernakulam	1470864	1441787	98%	1037679	71%
Idukki	437537	399642	91%	286318	65%
Kannur	947964	912587	96%	705137	74%
Kasaragod	556876	472428	85%	352483	63%
Kollam	1054752	879909	83%	669628	63%
Kottayam	665544	616505	93%	480241	72%
Kozhikode	1313678	1151658	88%	781081	59%
Malappuram	1777378	1702610	96%	1049591	59%
Palakkad	1088327	1018881	94%	720942	66%
Pathanamthitta	460819	421599	91%	313966	68%
Thiruvananthapuram	1309099	1184909	91%	921467	70%
Thrissur	1274465	1036971	81%	876059	69%
Wayanad	361152	337740	94%	270287	75%
<b>Grand Total</b>	<b>13462633</b>	<b>12206545</b>	<b>91%</b>	<b>9005601</b>	<b>67%</b>

\*Among those who have taken first dose

TABLE7. Achievement for the day 01/01/2022 midnight

<i>DISTRICT</i>	<i>1<sup>st</sup> Dose</i>	<i>2<sup>nd</sup> Dose</i>	<i>Total</i>
Alappuzha	877	6364	7241
Ernakulam	465	3071	3536
Idukki	139	1284	1423
Kannur	596	4173	4769
Kasaragod	405	1877	2282
Kollam	348	2195	2543
Kottayam	795	6012	6807
Kozhikode	955	6614	7569
Malappuram	2773	15449	18222
Palakkad	840	6792	7632
Pathanamthitta	135	742	877
Thiruvananthapuram	540	3444	3984
Thrissur	1070	6009	7079
Wayanad	31	236	267
<b>Grand Total</b>	<b>9969</b>	<b>64262</b>	<b>74231</b>

\*\* Vaccine stock details couldn't be downloaded from e-VIN portal as the portal is down.

TABLE9.COVID Vaccination related sites

<a href="mailto:support@cowin.gov.in">support@cowin.gov.in</a> <a href="https://www.cowin.gov.in/home">https://www.cowin.gov.in/home</a> <a href="https://dashboard.kerala.gov.in/">https://dashboard.kerala.gov.in/</a> <a href="https://dhs.kerala.gov.in/https://aogyakeralam.gov.in/https://sha.kerala.gov.in/">https://dhs.kerala.gov.in/https://aogyakeralam.gov.in/https://sha.kerala.gov.in/</a>
---

*TABLE10. COVID Vaccination related Helpline numbers*

<b>National/State/District</b>	<b>Line1</b>	<b>Line2</b>	<b>Line3</b>
National Helpline	1075	+91 1123978046	0120 4473222
Disha	1056	04712552056	
StateCallCenter	04712309251	04712309252	04712309255
Thiruvananthapuram	9188610100	1077	
Kollam	04742797609	8589015556	
Pathanamthitta	04682222515	04682228220	
Alappuzha	04772239999		
Kottayam	04812565200	04812304800	04812581900
Idukki	18004255640	04862232220	04862233118
Ernakulam	9072303861		
Thrissur	9400066921	9400066922	9400066923
Palakkad	04912505264	04912505189	8943341439
Malappuram	04832733253	04832737858	04832733252
Kozhikode	7594001442		
Wayanad	04936202343	04936202375	9072510900
Kannur	04972700194		
Kasargod	9061076590	9061079244	9061078026