



കേരള സർക്കാർ

COVID-19 OUTBREAK CONTROL AND PREVENTION STATE
CELL HEALTH & FAMILY WELFARE DEPARTMENT
Govt of Kerala
www.health.kerala.gov.in

www.dhs.kerala.gov.in

controlroomdhskerala@gmail.com

KeralaHEALTH-COVID-19 DAILY VACCINATION BULLETIN

Date: 02/01/2022

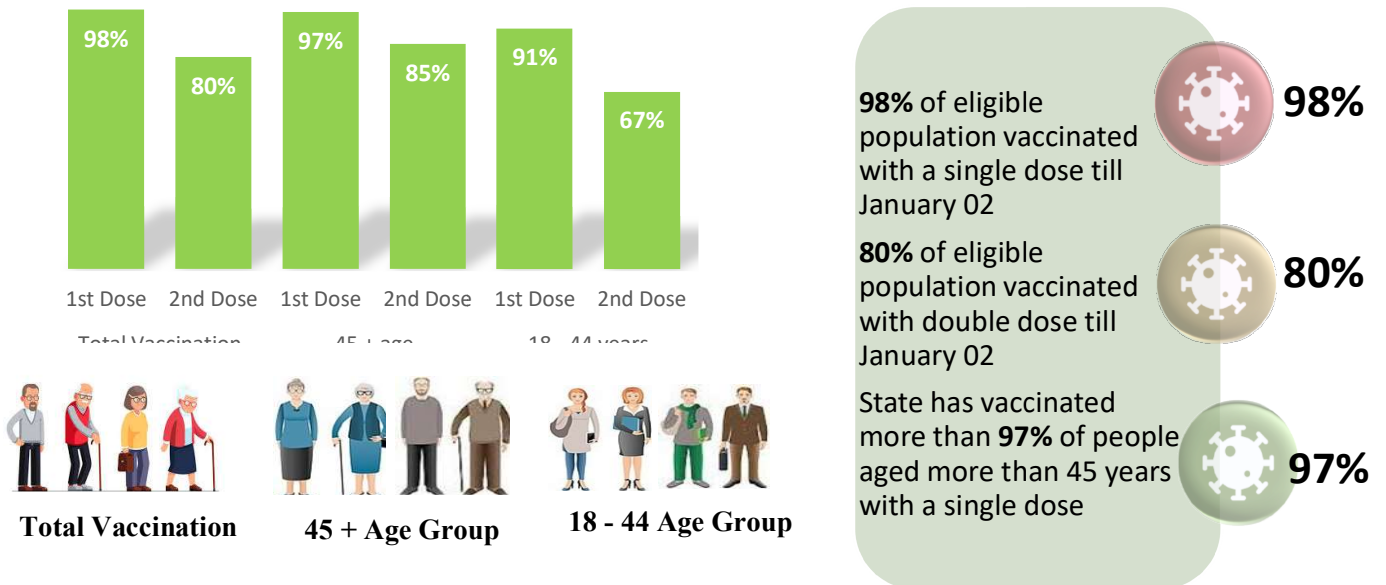
**OUR HEALTH OUR RESPONSIBILITY
VACCINE ADVISORY**

- *People who are vaccinated with Covid Vaccine are reported to have reduced Covid related ICU admissions, serious disease and death.*
- *Early vaccination is useful to safeguard our life from this deadly disease.*
- *Vaccination sessions are planned as per the availability of vaccine. All are requested to cooperate.*
- *After receiving the first dose, second dose of Covishield vaccine is to be taken between 12–16 weeks and second dose of Covaxin between 4-6 weeks.*
- *Covid vaccination is currently available to all above the age of 18*
- *Vaccination is available free of cost in all Government covid vaccination centers, and at a nominal rate (as per the GoI order F.No.2079203/2021/Immunization) in selected private Hospitals.*
- **ENSURE ALL YOUR ELIGIBLE FAMILY MEMBERS ARE PROTECTED BY RECEIVING ANY OF THE AVAILABLE COVID VACCINE.**
- **“BOTH COVAXIN AND COVISHIELD ARE EQUALLY EFFECTIVE AND SAFE”**
- **“BE FULLY PROTECTED – GET THE SECOND DOSE AT YOUR SCHEDULED TIME”**

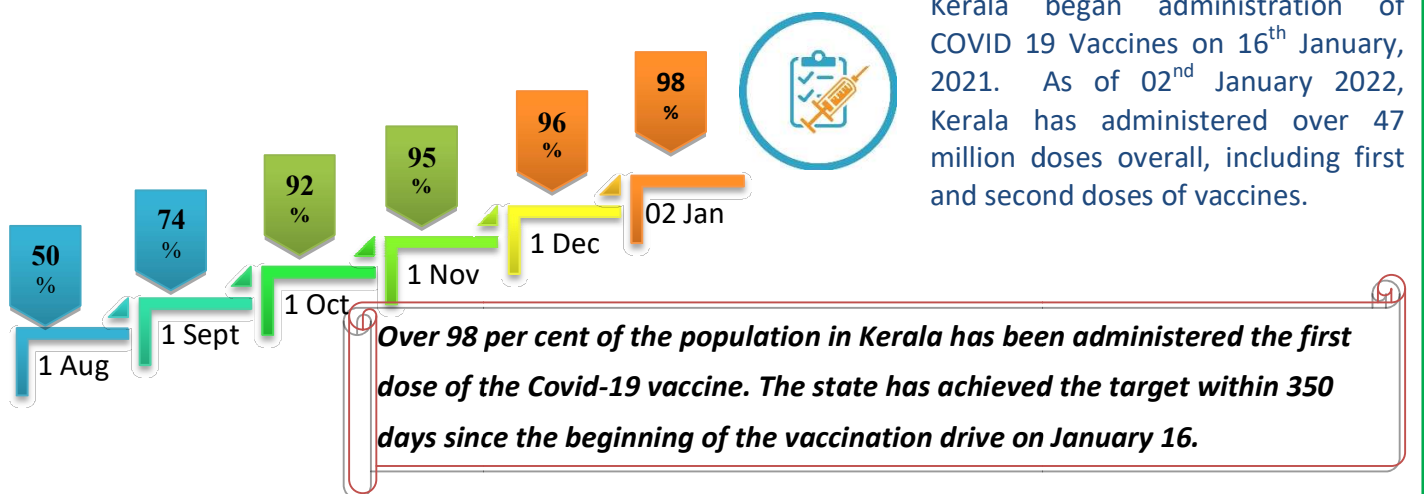
ANALYSIS

COVID-19 mass vaccinations are showing signs of preventing illness and steep decline in cases and hospital admissions in countries which done vaccination. Kerala started its vaccination for health care workers from January 16, 2021. The COVID-19 Vaccines Operational Guidelines issued by the Ministry of Health and Family Welfare, Govt. of India, 28th December 2020 and all subsequent Guidelines issued by Ministry of Health and Family Welfare, Govt of India are followed at the sites and all vaccination lanes

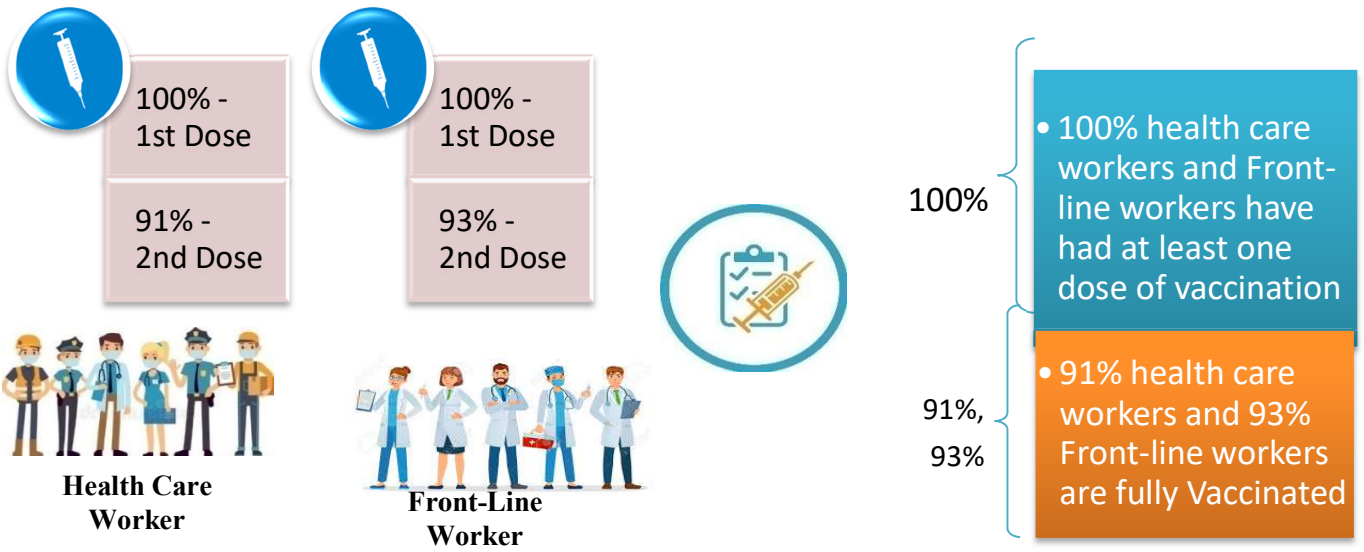
Summary of COVID Vaccine Administered as on 02-01-2022 midnight



Time Line of Vaccination Coverage




Health Care Workers & Front-line Workers Vaccinated



Are You Vaccinated? You Still Need to Practice: SMS

- Even after vaccination, follow COVID appropriate behavior
- Practice Social Distancing and greet without physical contact
- Always wear clean face mask
- Wash your hands thoroughly and frequently or use hand sanitizer
- Follow the current COVID 19 guidelines to prevent further spread
- Stay Safe. Stay Strong. Get Vaccinated



Even After Getting Vaccinated Keep Taking Precautions to Protect Your Self

			
GET VACCINATED	WASH YOUR HANDS	WEAR A MASK	KEEP YOUR DISTANCE

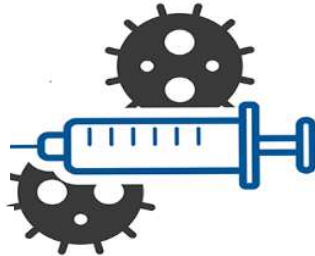
The Race Towards Full Vaccination - Weekly Trend 25th Dec – 31th Dec

Kerala Administered over

7.33 Lakh

COVID Vaccine Doses

in the last 7 days
(25th Dec to 31th Dec)

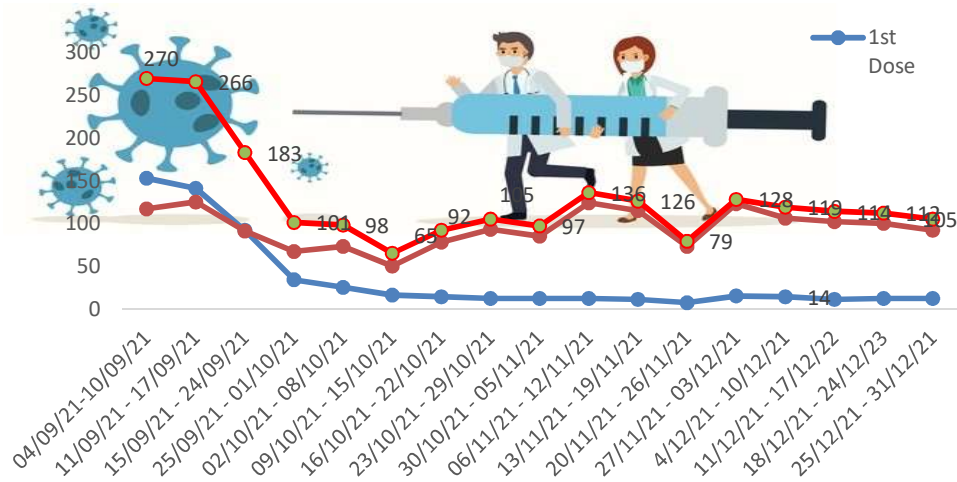


From 25th Dec to 31th Dec on average

1.05 lakh

 doses were administered daily.

Average Doses Administered Per day per week (in 1000)



Trend in average per day vaccination for the last two weeks

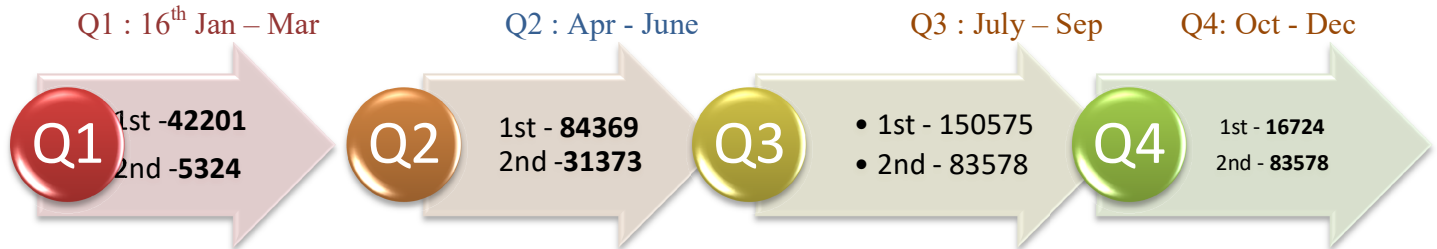


Race Against Time – Vaccination Quarterly Status

(Q1:16th Jan-Mar, Q2: Apr-June, Q3: July-Sep, Q4: Oct - Dec)

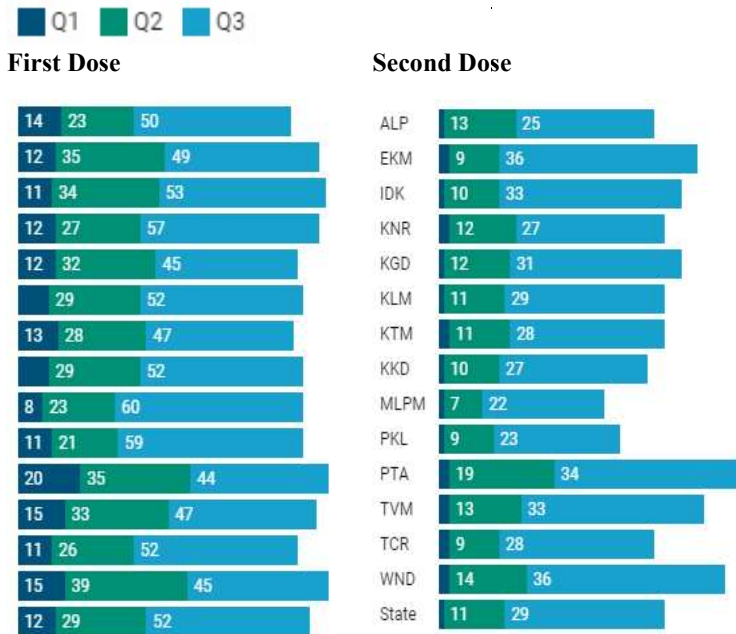
Daily Average Dozes Administered per Quarter

In the first Quarter, only 42201 first dozes and 5324 second dozes were administered daily on average. During the second, third and fourth quarters, the daily vaccination of the first and second dozes increased significantly.



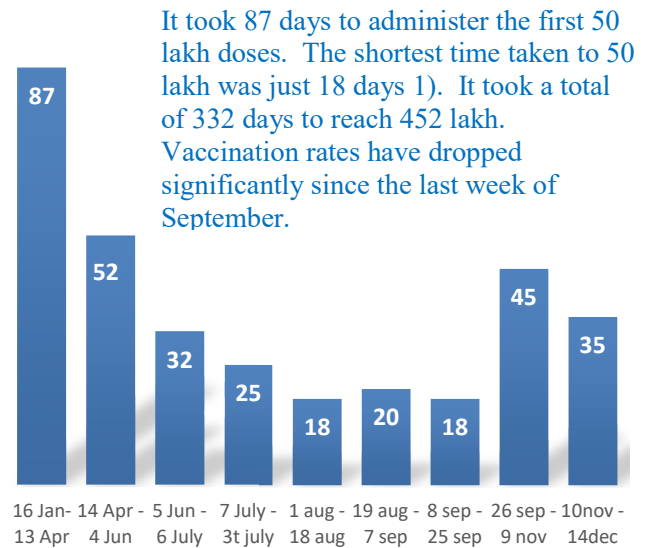
Vaccination Achievement per Quarter

In the third quarter of the immunization drive, 52% of the eligible population (18 + age) in Kerala were given the first dose and 29% the second dose.



Dose Progression

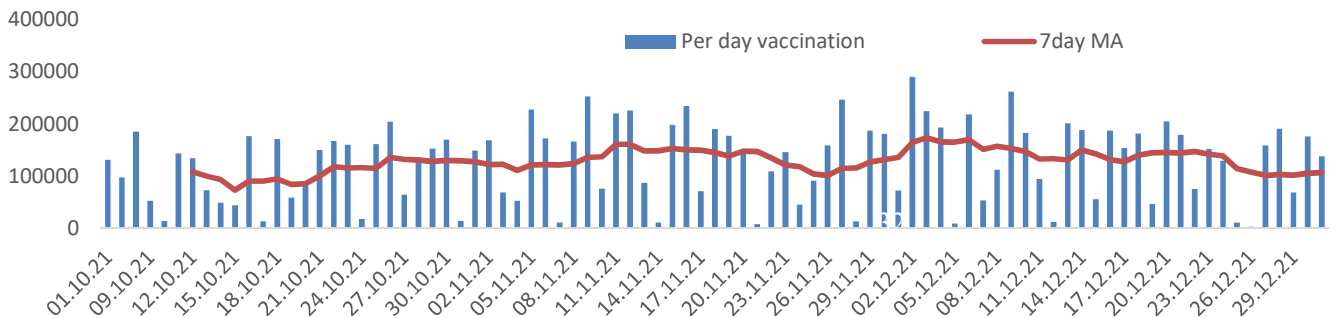
The chart shows the days taken for total COVID-19 Vaccination dozes(both first and second) in Kerala to cross every 50 lakh dose mark



It took 87 days to administer the first 50 lakh doses. The shortest time taken to 50 lakh was just 18 days. It took a total of 332 days to reach 452 lakh. Vaccination rates have dropped significantly since the last week of September.

Vaccine Administered per Day and 7 days Moving Average in Last Quarter (Oct -Dec)

The seven-day moving average of daily dozes in the last quarter showed a peak on December 2nd and continued to fluctuate thereafter



Important Message to the Public

- a. *Infection or infection rate is only a part and disease manifestation of disease is to be monitored*
- b. *Fatality among vaccinated people is very less. Disease severity among vaccinated people is less.*
- c. *People with comorbidity should be careful. Once detected covid positive they should get admitted and do not stay at home.*
- d. *Death among non-vaccinated people, especially people with comorbidity is because of late arrival in hospitals*
- e. *Diabetes and Hypertension together is the most common cause of patient death if they arrive late.*
- f. *Vaccinated people, only if symptomatic are advised to consult Doctor.*
- g. *Non Vaccinated people, if symptomatic, may do RTPCR test*
- h. *Antigen testing is only for emergency purpose*
- i. *Non vaccinated people with co-morbidities to do testing by RTPCR and consult doctor*
- j. *Repeat RTPCR is not needed among the people who are detected COVID positive in the previous 2 months*
- k. *All young person detected positive and at home isolation should do glucose test*

TABLE1.Total Vaccination done in the State as on 02/01/2022 midnight

State Summary till			03/01/2022	at 12 AM		
District	Target	First Dose	Percentage *	Second Dose	Percentage*	Total Doses Administered
Alappuzha	1704179	1561248	92%	1389606	82%	29,50,854
Ernakulam	2954098	3034592	103%	2429801	82%	54,64,393
Idukki	869082	876039	101%	698054	80%	15,74,093
Kannur	1913861	1949866	102%	1634490	85%	35,84,356
Kasaragod	992363	940354	95%	758738	76%	16,99,092
Kollam	2093511	2011232	96%	1651099	79%	36,62,331
Kottayam	1562022	1516629	97%	1267860	81%	27,84,489
Kozhikode	2499523	2436127	97%	1885685	75%	43,21,812
Malappuram	2988358	2999487	100%	2110070	71%	51,09,557
Palakkad	2140261	2081218	97%	1638724	77%	37,19,942
Pathanamthitta	1036488	1067992	103%	881116	85%	19,49,108
Thiruvananthapuram	2675400	2638657	99%	2193380	82%	48,32,037
Thrissur	2545664	2376299	93%	2093042	82%	44,69,341
Wayanad	659698	673455	102%	573431	87%	12,46,886
Grand Total	26634508	26163195	98%	21205096	80%	4,73,68,291
*Revised target population(> 18 years) as per MOHFW is 2.67 crores *As per letter from Additional Secretary MOHFW- D O No 2317579/2021/Imm dated 15/09/2021						

TABLE2. Covid-19 Vaccination Center Functional in the State as on 02/01/2022 midnight

DISTRICTS	Public	Private	Total
Alappuzha	83	2	85
Ernakulam	1	14	15
Idukki	0	1	1
Kannur	2	4	6
Kasaragod	3	1	4
Kollam	3	7	10
Kottayam	0	1	1
Kozhikode	90	8	98
Malappuram	6	5	11
Palakkad	1	8	9
Pathanamthitta	16	1	17
Thiruvananthapuram	5	19	24
Thrissur	4	11	15
Wayanad	0	1	1
GrandTotal	214	83	297

TABLE3. Health Care Workers Coverage as on 02/01/2022 midnight

<i>DISTRICT</i>	<i>1ST DOSE</i>	<i>Percentage</i>	<i>2ND DOSE</i>	<i>Percentage Fully Vaccinated</i>
Alappuzha	29006	100%	26994	93%
Ernakulam	85553	100%	75075	88%
Idukki	13550	100%	12902	95%
Kannur	40376	100%	37155	92%
Kasaragod	11610	100%	10701	92%
Kollam	36029	100%	33462	93%
Kottayam	38694	100%	35910	93%
Kozhikode	52729	100%	47552	90%
Malappuram	44821	100%	41493	93%
Palakkad	34668	100%	31642	91%
Pathanamthitta	29328	100%	24827	85%
Thiruvananthapuram	73410	100%	65755	90%
Thrissur	51908	100%	48839	94%
Wayanad	13975	100%	13223	95%
Grand Total	555657	100%	505530	91%

TABLE4. Frontline workers Coverage as on 02/01/2022 midnight

<i>DISTRICT</i>	<i>1ST DOSE</i>	<i>Percentage</i>	<i>2nd DOSE</i>	<i>Percentage Fully Vaccinated</i>
Alappuzha	39116	100%	36525	93%
Ernakulam	54913	100%	50009	91%
Idukki	22988	100%	21152	92%
Kannur	41371	100%	39817	96%
Kasaragod	24611	100%	22287	91%
Kollam	42218	100%	38432	91%
Kottayam	32130	100%	30373	95%
Kozhikode	55260	100%	52272	95%
Malappuram	53904	100%	50955	95%
Palakkad	48088	100%	45172	94%
Pathanamthitta	25244	100%	22332	88%
Thiruvananthapuram	72963	100%	67034	92%
Thrissur	41901	100%	40521	97%
Wayanad	17017	100%	16020	94%
GrandTotal	571724	100%	532901	93%

TABLE5.Age-Appropriate Group (≥45Years) Coverage as on 02/01/2022 midnight

Age appropriate group (≥45years) Coverage as on 03/01/2022,12AM					
District	Target	1 st dose coverage	Percentage	2nd dose	Percentage Fully Vaccinated*
Alappuzha	960001	863087	90%	780769	81%
Ernakulam	1483234	1452247	98%	1266466	85%
Idukki	431545	439854	102%	377675	88%
Kannur	965897	955393	99%	851599	88%
Kasaragod	435487	431681	99%	372950	86%
Kollam	1038759	1053008	101%	909301	88%
Kottayam	896478	829291	93%	721318	80%
Kozhikode	1185845	1176174	99%	1003021	85%
Malappuram	1210980	1197950	99%	966769	80%
Palakkad	1051934	979545	93%	840266	80%
Pathanamthitta	575669	591791	103%	519859	90%
Thiruvananthapuram	1366301	1307209	96%	1138234	83%
Thrissur	1271199	1245413	98%	1127239	89%
Wayanad	298546	304692	102%	273647	92%
Grand Total	13171875	12827335	97%	11149113	85%

*Among those who took 1st Dose

TABLE6.Age-Appropriate Group (18-44 Years) Coverage as on 02/01/2022 midnight

18-44 years Coverage as on 03/01/2022 at 12 AM					
District	Target	First Dose		2nd Dose	Percentage fully vaccinated*
		1st Dose Coverage	Percentage	Coverage	
Alappuzha	744178	630039	85%	545318	73%
Ernakulam	1470864	1441879	98%	1038251	71%
Idukki	437537	399647	91%	286325	65%
Kannur	947964	912726	96%	705919	74%
Kasaragod	556876	472452	85%	352800	63%
Kollam	1054752	879977	83%	669904	64%
Kottayam	665544	616514	93%	480259	72%
Kozhikode	1313678	1151964	88%	782840	60%
Malappuram	1777378	1702812	96%	1050853	59%
Palakkad	1088327	1018917	94%	721644	66%
Pathanamthitta	460819	421629	91%	314098	68%
Thiruvananthapuram	1309099	1185075	91%	922357	70%
Thrissur	1274465	1037077	81%	876443	69%
Wayanad	361152	337771	94%	270541	75%
Grand Total	13462633	12208479	91%	9017552	67%

*Among those who have taken first dose

TABLE7. Achievement for the day 02/01/2022 midnight

<i>DISTRICT</i>	<i>1st Dose</i>	<i>2nd Dose</i>	<i>Total</i>
Alappuzha	1090	7531	8621
Ernakulam	106	664	770
Idukki	5	7	12
Kannur	167	1057	1224
Kasaragod	23	331	354
Kollam	96	428	524
Kottayam	9	20	29
Kozhikode	374	2320	2694
Malappuram	243	1591	1834
Palakkad	42	1003	1045
Pathanamthitta	32	155	187
Thiruvananthapuram	202	1215	1417
Thrissur	126	550	676
Wayanad	35	299	334
Grand Total	2550	17171	19721

** Vaccine stock details couldn't be downloaded from e-VIN portal as the portal is down.

TABLE9.COVID Vaccination related sites

support@cowin.gov.in https://www.cowin.gov.in/home https://dashboard.kerala.gov.in/ https://dhs.kerala.gov.in/https://aogyakeralam.gov.in/https://sha.kerala.gov.in/

TABLE 10. COVID Vaccination related Helpline numbers

National/State/District	Line1	Line2	Line3
National Helpline	1075	+91 1123978046	0120 4473222
Disha	1056	04712552056	
StateCallCenter	04712309251	04712309252	04712309255
Thiruvananthapuram	9188610100	1077	
Kollam	04742797609	8589015556	
Pathanamthitta	04682222515	04682228220	
Alappuzha	04772239999		
Kottayam	04812565200	04812304800	04812581900
Idukki	18004255640	04862232220	04862233118
Ernakulam	9072303861		
Thrissur	9400066921	9400066922	9400066923
Palakkad	04912505264	04912505189	8943341439
Malappuram	04832733253	04832737858	04832733252
Kozhikode	7594001442		
Wayanad	04936202343	04936202375	9072510900
Kannur	04972700194		
Kasargod	9061076590	9061079244	9061078026