



കേരള സർക്കാർ

COVID-19 OUTBREAK CONTROL AND PREVENTION STATE
CELL HEALTH & FAMILY WELFARE DEPARTMENT
Govt of Kerala
www.health.kerala.gov.in

www.dhs.kerala.gov.in

controlroomdhskerala@gmail.com

KeralaHEALTH-COVID-19 DAILY VACCINATION BULLETIN

Date: 03/01/2022

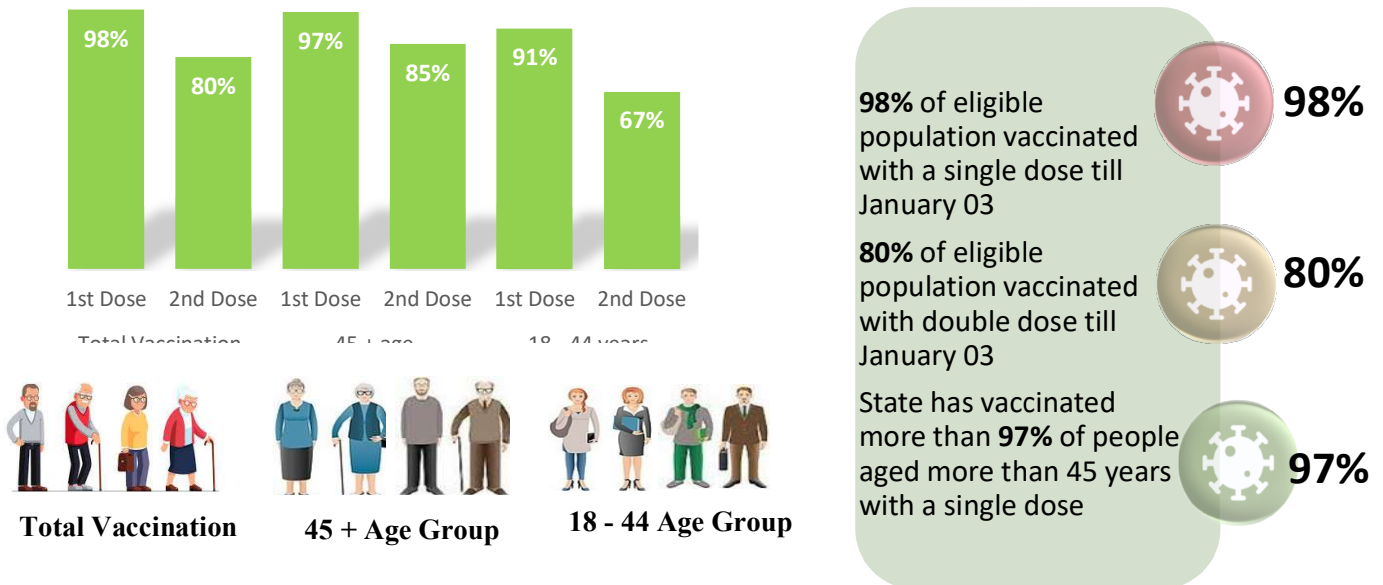
**OUR HEALTH OUR RESPONSIBILITY
VACCINE ADVISORY**

- *People who are vaccinated with Covid Vaccine are reported to have reduced Covid related ICU admissions, serious disease and death.*
- *Early vaccination is useful to safeguard our life from this deadly disease.*
- *Vaccination sessions are planned as per the availability of vaccine. All are requested to cooperate.*
- *After receiving the first dose, second dose of Covishield vaccine is to be taken between 12–16 weeks and second dose of Covaxin between 4-6 weeks.*
- *Covid vaccination is currently available to all above the age of 18*
- *Vaccination is available free of cost in all Government covid vaccination centers, and at a nominal rate (as per the GoI order F.No.2079203/2021/Immunization) in selected private Hospitals.*
- **ENSURE ALL YOUR ELIGIBLE FAMILY MEMBERS ARE PROTECTED BY RECEIVING ANY OF THE AVAILABLE COVID VACCINE.**
- **“BOTH COVAXIN AND COVISHIELD ARE EQUALLY EFFECTIVE AND SAFE”**
- **“BE FULLY PROTECTED – GET THE SECOND DOSE AT YOUR SCHEDULED TIME”**

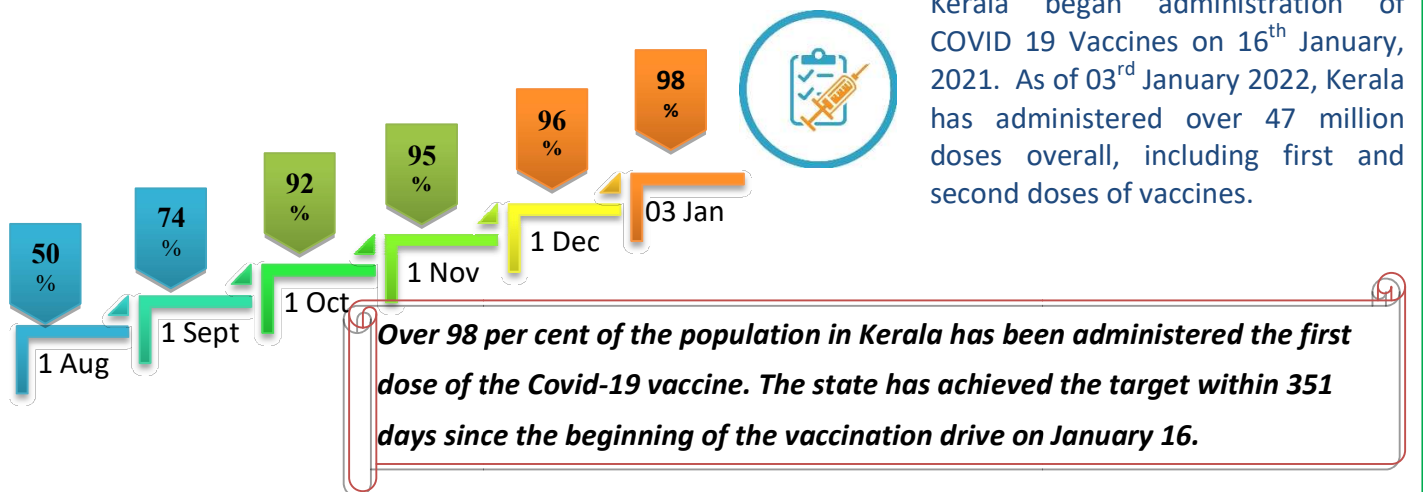
ANALYSIS

COVID-19 mass vaccinations are showing signs of preventing illness and steep decline in cases and hospital admissions in countries which done vaccination. Kerala started its vaccination for health care workers from January 16, 2021. The COVID-19 Vaccines Operational Guidelines issued by the Ministry of Health and Family Welfare, Govt. of India, 28th December 2020 and all subsequent Guidelines issued by Ministry of Health and Family Welfare, Govt of India are followed at the sites and all vaccination lanes

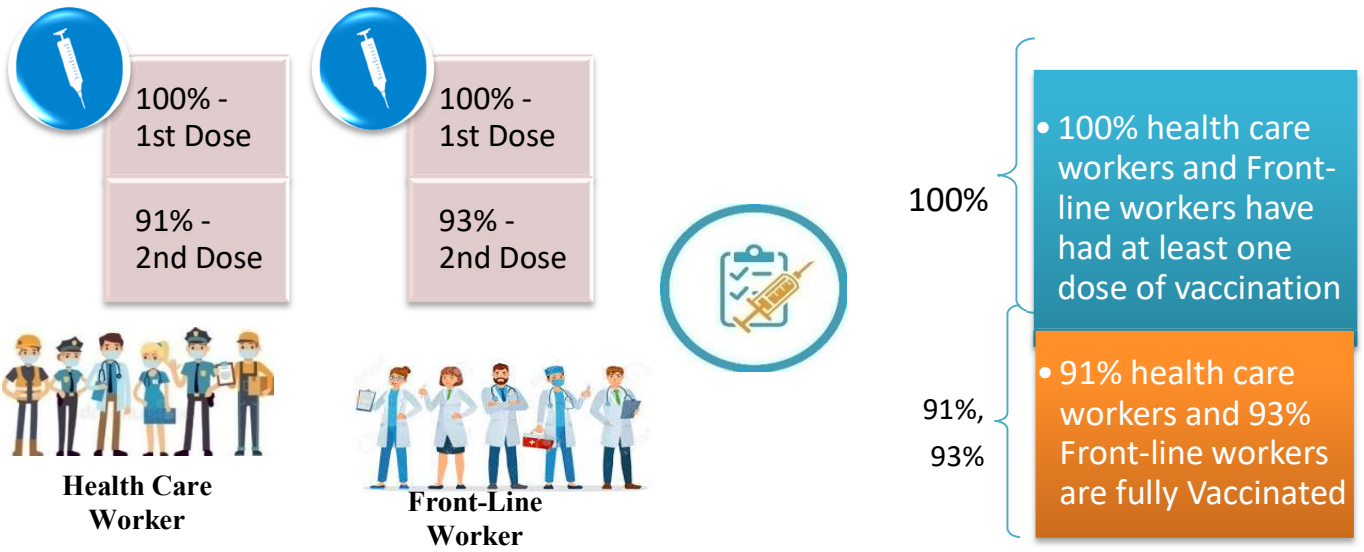
Summary of COVID Vaccine Administered as on 03-01-2022 midnight



Time Line of Vaccination Coverage




Health Care Workers & Front-line Workers Vaccinated



Are You Vaccinated? You Still Need to Practice: SMS

- Even after vaccination, follow COVID appropriate behavior
- Practice Social Distancing and greet without physical contact
- Always wear clean face mask
- Wash your hands thoroughly and frequently or use hand sanitizer
- Follow the current COVID 19 guidelines to prevent further spread
- Stay Safe. Stay Strong. Get Vaccinated



Even After Getting Vaccinated Keep Taking Precautions to Protect Your Self

GET VACCINATED	WASH YOUR HANDS	WEAR A MASK	KEEP YOUR DISTANCE

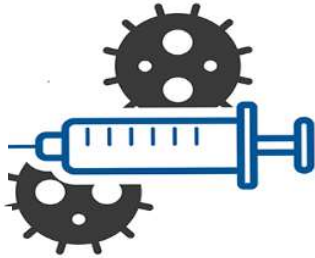
The Race Towards Full Vaccination - Weekly Trend 25th Dec – 31th Dec

Kerala Administered over

7.33 Lakh

COVID Vaccine Doses

in the last 7 days
(25th Dec to 31th Dec)

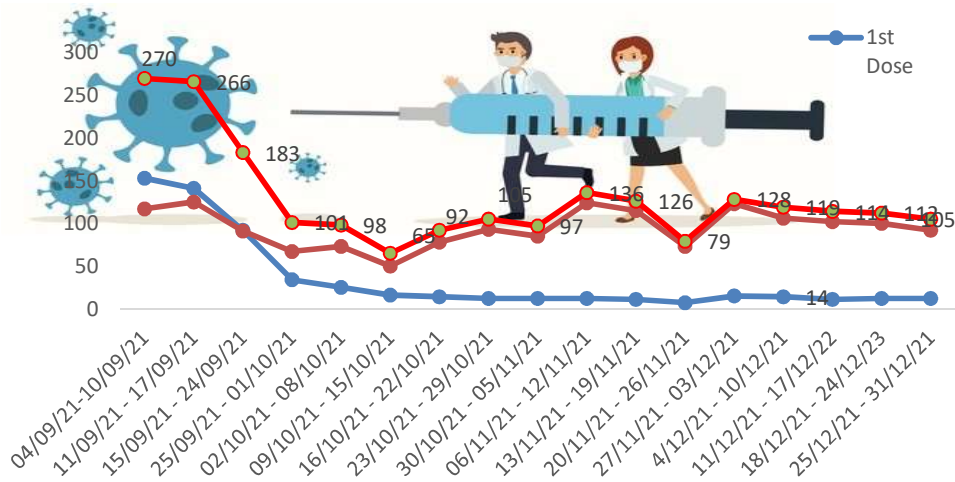


From 25th Dec to 31th Dec on average

1.05 lakh

 doses were administered daily.

Average Doses Administered Per day per week (in 1000)



Trend in average per day vaccination for the last two weeks

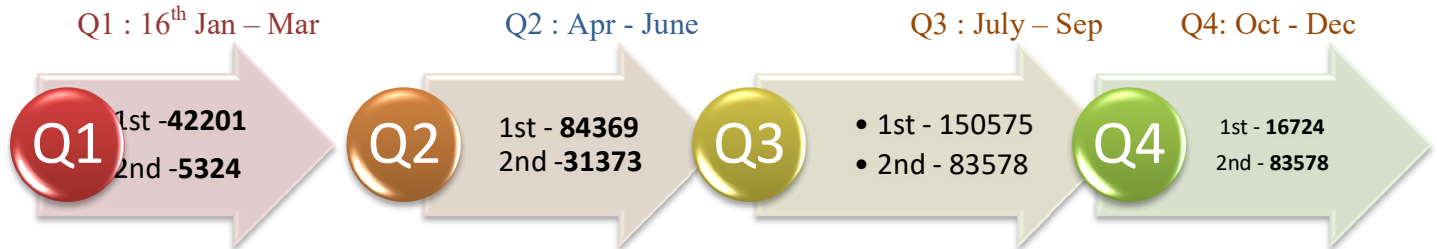


Race Against Time – Vaccination Quarterly Status

(Q1:16th Jan-Mar, Q2: Apr-June, Q3: July-Sep, Q4: Oct - Dec)

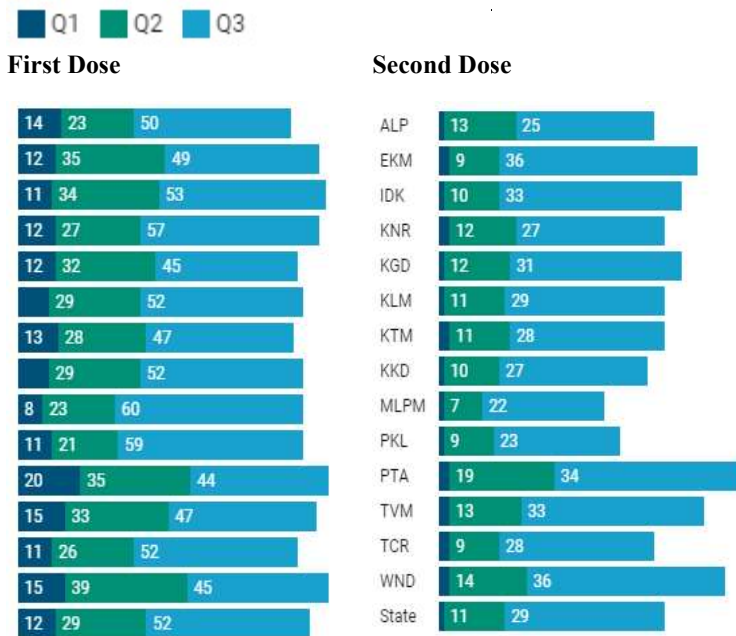
Daily Average Dozes Administered per Quarter

In the first Quarter, only 42201 first dozes and 5324 second dozes were administered daily on average. During the second, third and fourth quarters, the daily vaccination of the first and second dozes increased significantly.



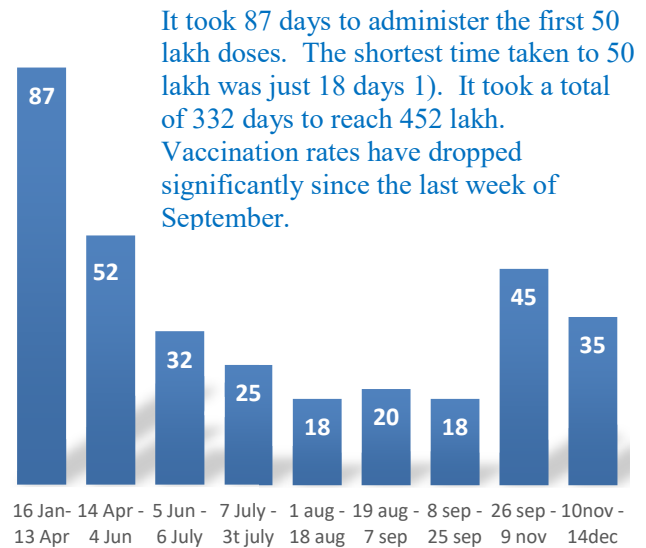
Vaccination Achievement per Quarter

In the third quarter of the immunization drive, 52% of the eligible population (18 + age) in Kerala were given the first dose and 29% the second dose.



Dose Progression

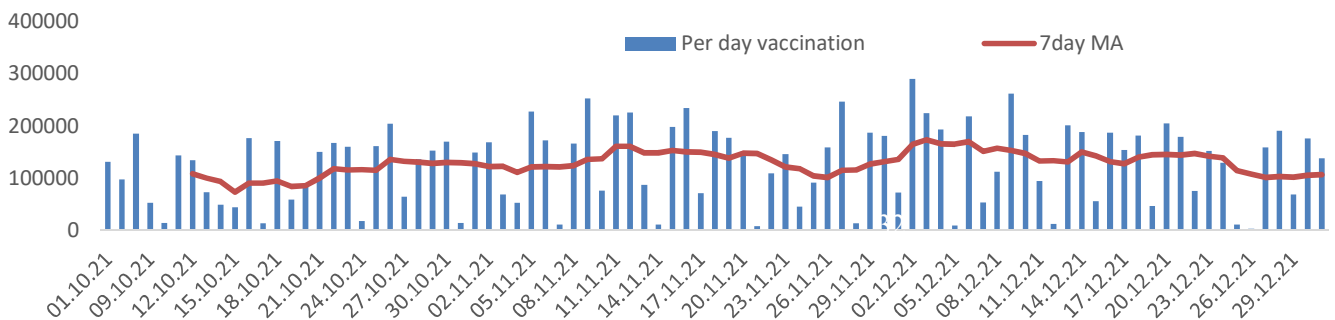
The chart shows the days taken for total COVID-19 Vaccination doses(both first and second) in Kerala to cross every 50 lakh dose mark



It took 87 days to administer the first 50 lakh doses. The shortest time taken to 50 lakh was just 18 days 1). It took a total of 332 days to reach 452 lakh. Vaccination rates have dropped significantly since the last week of September.

Vaccine Administered per Day and 7 days Moving Average in Last Quarter (Oct -Dec)

The seven-day moving average of daily doses in the last quarter showed a peak on December 2nd and continued to fluctuate thereafter



Important Message to the Public

- a. *Infection or infection rate is only a part and disease manifestation of disease is to be monitored*
- b. *Fatality among vaccinated people is very less. Disease severity among vaccinated people is less.*
- c. *People with comorbidity should be careful. Once detected covid positive they should get admitted and do not stay at home.*
- d. *Death among non-vaccinated people, especially people with comorbidity is because of late arrival in hospitals*
- e. *Diabetes and Hypertension together is the most common cause of patient death if they arrive late.*
- f. *Vaccinated people, only if symptomatic are advised to consult Doctor.*
- g. *Non Vaccinated people, if symptomatic, may do RTPCR test*
- h. *Antigen testing is only for emergency purpose*
- i. *Non vaccinated people with co-morbidities to do testing by RTPCR and consult doctor*
- j. *Repeat RTPCR is not needed among the people who are detected COVID positive in the previous 2 months*
- k. *All young person detected positive and at home isolation should do glucose test*

TABLE1.Total Vaccination done in the State as on 03/01/2022 midnight

State Summary till			04/01/2022	at 12 AM		
District	Target	First Dose	Percentage *	Second Dose	Percentage*	Total Doses Administered
Alappuzha	1704179	1563068	92%	1394380	82%	29,57,448
Ernakulam	2954098	3036471	103%	2435174	82%	54,71,645
Idukki	869082	877444	101%	701141	81%	15,78,585
Kannur	1913861	1951721	102%	1642147	86%	35,93,868
Kasaragod	992363	941103	95%	760253	77%	17,01,356
Kollam	2093511	2015348	96%	1653099	79%	36,68,447
Kottayam	1562022	1518019	97%	1271262	81%	27,89,281
Kozhikode	2499523	2438299	98%	1893473	76%	43,31,772
Malappuram	2988358	3003983	101%	2133076	71%	51,37,059
Palakkad	2140261	2083677	97%	1652355	77%	37,36,032
Pathanamthitta	1036488	1068977	103%	882613	85%	19,51,590
Thiruvananthapuram	2675400	2643740	99%	2195947	82%	48,39,687
Thrissur	2545664	2380937	94%	2100643	83%	44,81,580
Wayanad	659698	674528	102%	574387	87%	12,48,915
Grand Total	26634508	26197315	98%	21289950	80%	4,74,87,265
	*Revised target population(> 18 years) as per MOHFW is 2.67 crores *As per letter from Additional Secretary MOHFW- D O No 2317579/2021/Imm dated 15/09/2021					

TABLE2. Covid-19 Vaccination Center Functional in the State as on 03/01/2022 midnight

<i>DISTRICTS</i>	Public	Private	Total
Alappuzha	25	89	114
Ernakulam	34	70	104
Idukki	27	34	61
Kannur	17	66	83
Kasaragod	32	16	48
Kollam	87	27	114
Kottayam	24	69	93
Kozhikode	64	32	96
Malappuram	21	98	119
Palakkad	10	104	114
Pathanamthitta	8	76	84
Thiruvananthapuram	127	54	181
Thrissur	35	128	163
Wayanad	40	12	52
GrandTotal	551	875	1426

TABLE3. Health Care Workers Coverage as on 03/01/2022 midnight

<i>DISTRICT</i>	<i>1ST DOSE</i>	<i>Percentage</i>	<i>2ND DOSE</i>	<i>Percentage Fully Vaccinated</i>
Alappuzha	29006	100%	27000	93%
Ernakulam	85553	100%	75077	88%
Idukki	13550	100%	12906	95%
Kannur	40376	100%	37161	92%
Kasaragod	11610	100%	10703	92%
Kollam	36029	100%	33463	93%
Kottayam	38694	100%	35915	93%
Kozhikode	52729	100%	47557	90%
Malappuram	44821	100%	41507	93%
Palakkad	34668	100%	31645	91%
Pathanamthitta	29328	100%	24831	85%
Thiruvananthapuram	73410	100%	65762	90%
Thrissur	51908	100%	48844	94%
Wayanad	13975	100%	13223	95%
Grand Total	555657	100%	505594	91%

TABLE4. Frontline workers Coverage as on 03/01/2022 midnight

<i>DISTRICT</i>	<i>1ST DOSE</i>	<i>Percentage</i>	<i>2nd DOSE</i>	<i>Percentage Fully Vaccinated</i>
Alappuzha	39116	100%	36531	93%
Ernakulam	54913	100%	50014	91%
Idukki	22988	100%	21155	92%
Kannur	41371	100%	39818	96%
Kasaragod	24611	100%	22288	91%
Kollam	42218	100%	38436	91%
Kottayam	32130	100%	30375	95%
Kozhikode	55260	100%	52278	95%
Malappuram	53904	100%	50961	95%
Palakkad	48088	100%	45180	94%
Pathanamthitta	25244	100%	22335	88%
Thiruvananthapuram	72963	100%	67040	92%
Thrissur	41901	100%	40529	97%
Wayanad	17017	100%	16020	94%
GrandTotal	571724	100%	532960	93%

TABLE5.Age-Appropriate Group (≥45Years) Coverage as on 03/01/2022 midnight

Age appropriate group (≥45years) Coverage as on 04/01/2022,12AM					
District	Target	1 st dose coverage	Percentage	2nd dose	Percentage Fully Vaccinated*
Alappuzha	960001	863295	90%	782463	82%
Ernakulam	1483234	1452436	98%	1267831	85%
Idukki	431545	439948	102%	378567	88%
Kannur	965897	955656	99%	853924	88%
Kasaragod	435487	431735	99%	373244	86%
Kollam	1038759	1053110	101%	910096	88%
Kottayam	896478	829417	93%	722531	81%
Kozhikode	1185845	1176450	99%	1005114	85%
Malappuram	1210980	1198816	99%	972713	80%
Palakkad	1051934	979996	93%	844137	80%
Pathanamthitta	575669	591854	103%	520277	90%
Thiruvananthapuram	1366301	1307348	96%	1138903	83%
Thrissur	1271199	1245735	98%	1129683	89%
Wayanad	298546	304711	102%	273796	92%
Grand Total	13171875	12830507	97%	11173279	85%

*Among those who took 1st Dose

TABLE6.Age-Appropriate Group (18-44 Years) Coverage as on 03/01/2022 midnight

18-44 years Coverage as on 04/01/2022 at 12 AM					
District	Target	First Dose		2nd Dose	Percentage fully vaccinated*
		1st Dose Coverage	Percentage	Coverage	
Alappuzha	744178	631651	85%	548386	74%
Ernakulam	1470864	1443569	98%	1042252	71%
Idukki	437537	400958	92%	288513	66%
Kannur	947964	914318	96%	711244	75%
Kasaragod	556876	473147	85%	354018	64%
Kollam	1054752	883991	84%	671104	64%
Kottayam	665544	617778	93%	482441	72%
Kozhikode	1313678	1153860	88%	788524	60%
Malappuram	1777378	1706442	96%	1067895	60%
Palakkad	1088327	1020925	94%	731393	67%
Pathanamthitta	460819	422551	92%	315170	68%
Thiruvananthapuram	1309099	1190019	91%	924242	71%
Thrissur	1274465	1041393	82%	881587	69%
Wayanad	361152	338825	94%	271348	75%
Grand Total	13462633	12239427	91%	9078117	67%

*Among those who have taken first dose

TABLE7. Achievement for the day 03/01/2022 midnight

DISTRICT	1 st Dose	2 nd Dose	Total
Alappuzha	4829	4773	9602
Ernakulam	4137	5373	9510
Idukki	3506	3087	6593
Kannur	3469	7657	11126
Kasaragod	1488	1515	3003
Kollam	10986	1994	12980
Kottayam	2715	3402	6117
Kozhikode	3949	7787	11736
Malappuram	5014	23006	28020
Palakkad	3283	13631	16914
Pathanamthitta	2371	1497	3868
Thiruvananthapuram	14426	2563	16989
Thrissur	9653	7599	17252
Wayanad	2718	956	3674
Grand Total	72544	84840	157384

** Vaccine stock details couldn't be downloaded from e-VIN portal as the portal is down.

TABLE9.COVID Vaccination related sites

support@cowin.gov.in https://www.cowin.gov.in/home https://dashboard.kerala.gov.in/ https://dhs.kerala.gov.in/https://aogyakeralam.gov.in/https://sha.kerala.gov.in/

TABLE 10. COVID Vaccination related Helpline numbers

National/State/District	Line1	Line2	Line3
National Helpline	1075	+91 1123978046	0120 4473222
Disha	1056	04712552056	
StateCallCenter	04712309251	04712309252	04712309255
Thiruvananthapuram	9188610100	1077	
Kollam	04742797609	8589015556	
Pathanamthitta	04682222515	04682228220	
Alappuzha	04772239999		
Kottayam	04812565200	04812304800	04812581900
Idukki	18004255640	04862232220	04862233118
Ernakulam	9072303861		
Thrissur	9400066921	9400066922	9400066923
Palakkad	04912505264	04912505189	8943341439
Malappuram	04832733253	04832737858	04832733252
Kozhikode	7594001442		
Wayanad	04936202343	04936202375	9072510900
Kannur	04972700194		
Kasargod	9061076590	9061079244	9061078026