



കേരള സർക്കാർ

COVID-19 OUTBREAK CONTROL AND PREVENTION STATE  
CELL HEALTH & FAMILY WELFARE DEPARTMENT  
Govt of Kerala  
[www.health.kerala.gov.in](http://www.health.kerala.gov.in)

[www.dhs.kerala.gov.in](http://www.dhs.kerala.gov.in)

[controlroomdhskerala@gmail.com](mailto:controlroomdhskerala@gmail.com)

**KeralaHEALTH-COVID-19 DAILY VACCINATION BULLETIN**

**Date: 04/01/2022**

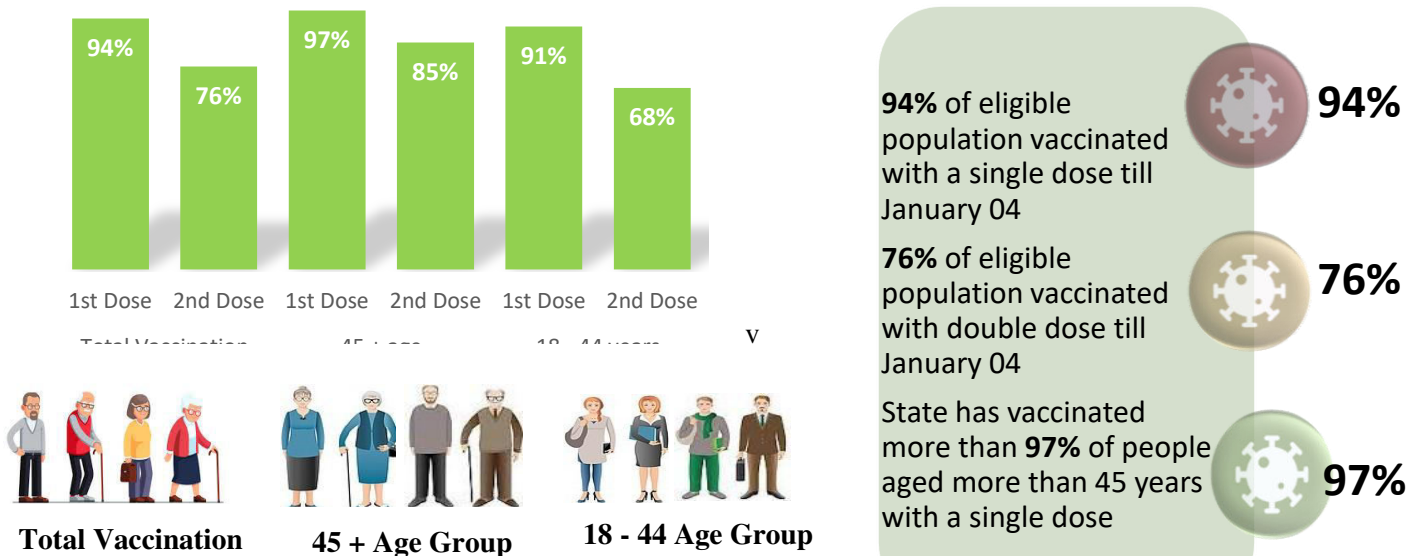
**OUR HEALTH OUR RESPONSIBILITY  
VACCINE ADVISORY**

- *People who are vaccinated with Covid Vaccine are reported to have reduced Covid related ICU admissions, serious disease and death.*
- *Early vaccination is useful to safeguard our life from this deadly disease.*
- *Vaccination sessions are planned as per the availability of vaccine. All are requested to cooperate.*
- *After receiving the first dose, second dose of Covishield vaccine is be taken between 12–16weeks and second dose of Covaxin between 4-6 weeks.*
- *Covid vaccination is currently available to all above the age of 18.*
- *Vaccination is available free of cost in all Government covid vaccination centers, and at a nominal rate (as per the GoI order F.No.2079203/2021/Immunization) in selected private Hospitals.*
- **ENSURE ALL YOUR ELIGIBLE FAMILY MEMBERS ARE PROTECTED BY RECEIVING ANY OF THE AVAILABLE COVID VACCINE.**
- **“BOTH COVAXIN AND COVISHIELD ARE EQUALLY EFFECTIVE AND SAFE”**
- **“BE FULLY PROTECTED – GET THE SECOND DOSE AT YOUR SCHEDULED TIME”**

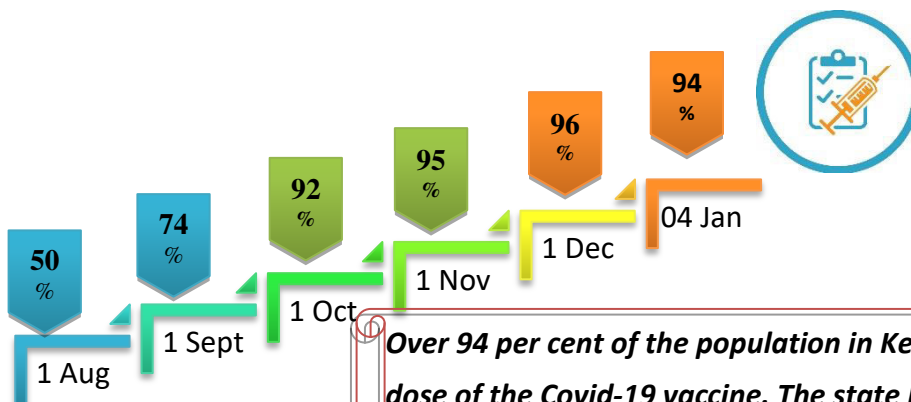
## ANALYSIS

COVID-19 mass vaccinations are showing signs of preventing illness and steep decline in cases and hospital admissions in countries which done vaccination. Kerala started its vaccination for health care workers from January 16, 2021. The COVID-19 Vaccines Operational Guidelines issued by the Ministry of Health and Family Welfare, Govt. of India, 28th December 2020 and all subsequent Guidelines issued by Ministry of Health and Family Welfare, Govt of India are followed at the sites and all vaccination lanes

### Summary of COVID Vaccine Administered as on 04-01-2022 midnight



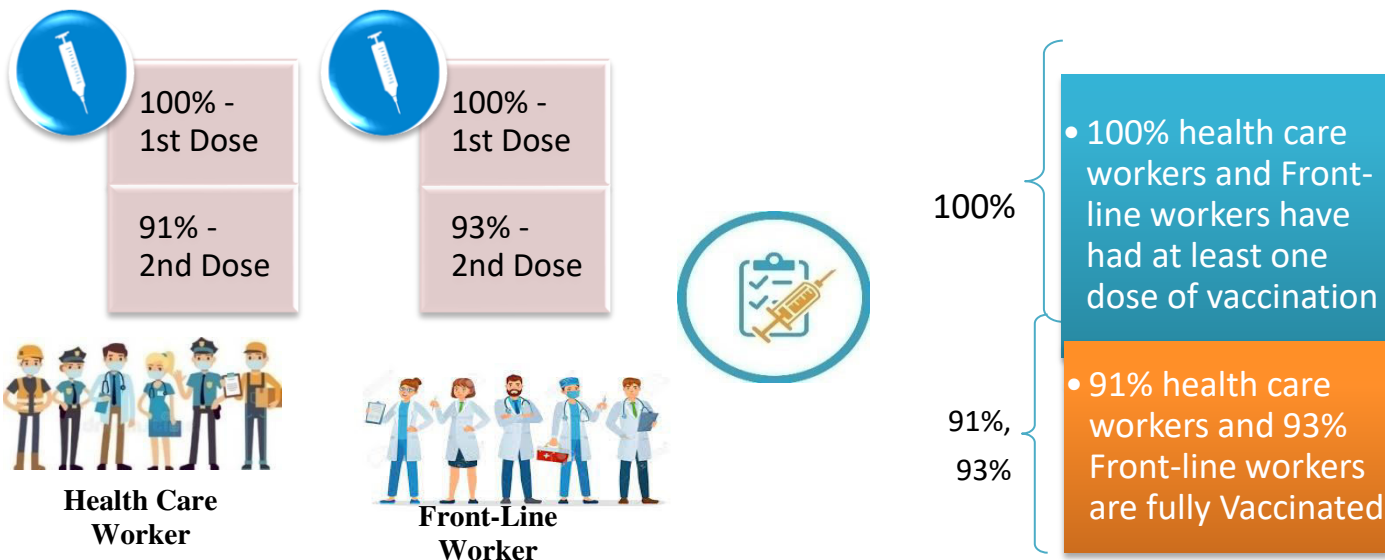
### Time Line of Vaccination Coverage



Kerala began administration of COVID 19 Vaccines on 16<sup>th</sup> January, 2021. As of 04<sup>th</sup> January 2022, Kerala has administered over 47 million doses overall, including first and second doses of vaccines.


**Over 94 per cent of the population in Kerala has been administered the first dose of the Covid-19 vaccine. The state has achieved the target within 354 days since the beginning of the vaccination drive on January 16.**

# Health Care Workers & Front-line Workers Vaccinated



## Are You Vaccinated? You Still Need to Practice: SMS

- Even after vaccination, follow COVID appropriate behavior
- Practice Social Distancing and greet without physical contact
- Always wear clean face mask
- Wash your hands thoroughly and frequently or use hand sanitizer
- Follow the current COVID 19 guidelines to prevent further spread
- Stay Safe. Stay Strong. Get Vaccinated



Even After Getting Vaccinated Keep Taking Precautions to Protect Your Self

			
<b>GET VACCINATED</b>	<b>WASH YOUR HANDS</b>	<b>WEAR A MASK</b>	<b>KEEP YOUR DISTANCE</b>

# The Race Towards Full Vaccination - Weekly Trend

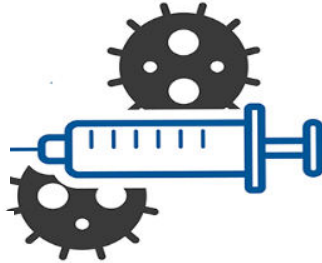
## 25<sup>th</sup> Dec – 31<sup>th</sup> Dec

Kerala Administered over

# 7.33 Lakh

COVID Vaccine Doses

in the last 7 days  
(25<sup>th</sup> Dec to 31<sup>th</sup> Dec)

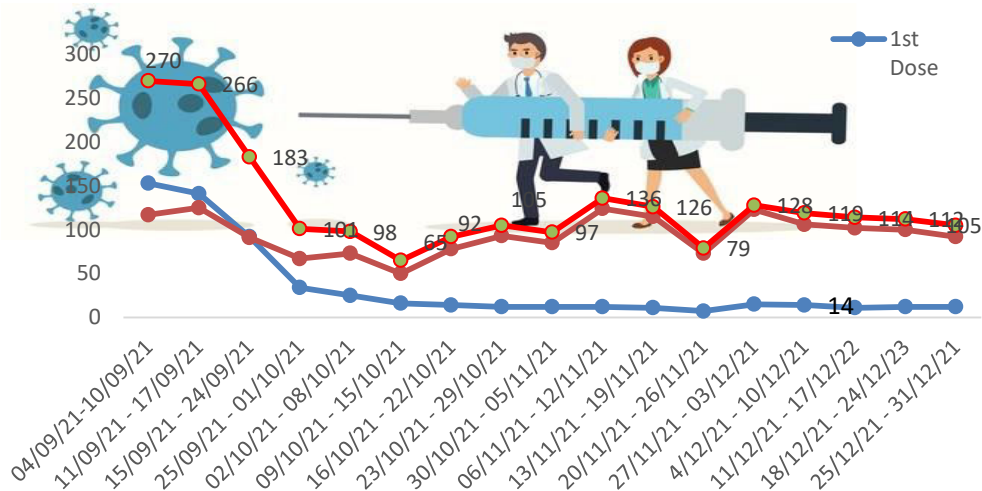


From 25<sup>th</sup> Dec to 31<sup>th</sup> Dec on average

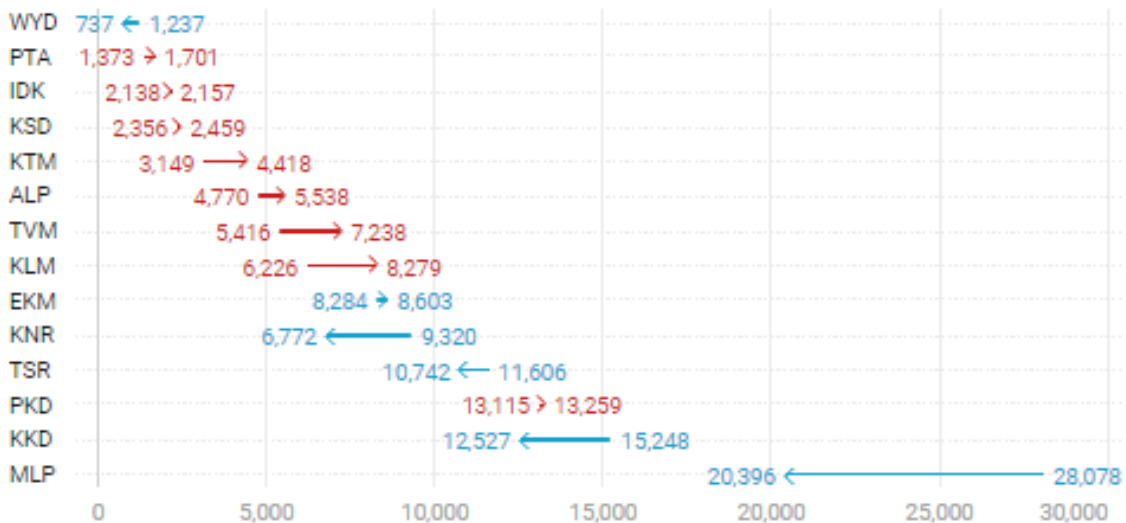
# 1.05 lakh

 doses were administered daily.

Average Doses Administered Per day per week (in 1000)



Trend in average per day vaccination for the last two weeks

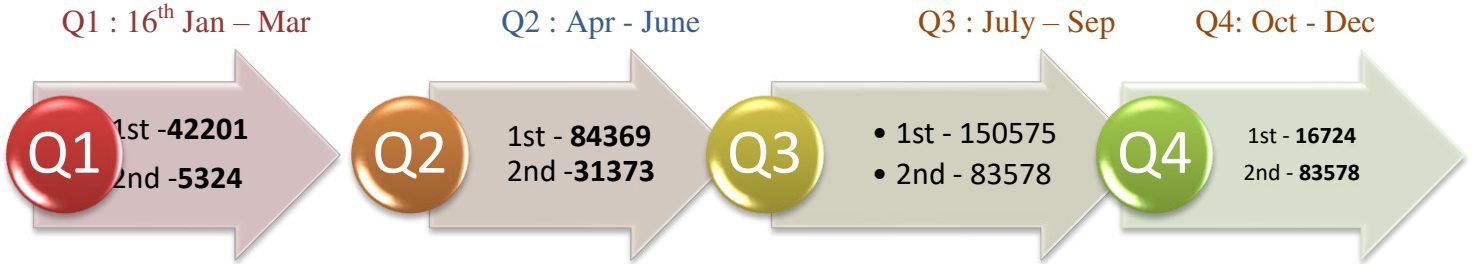


# Race Against Time – Vaccination Quarterly Status

(Q1:16<sup>th</sup> Jan-Mar, Q2: Apr-June, Q3: July-Sep, Q4: Oct - Dec)

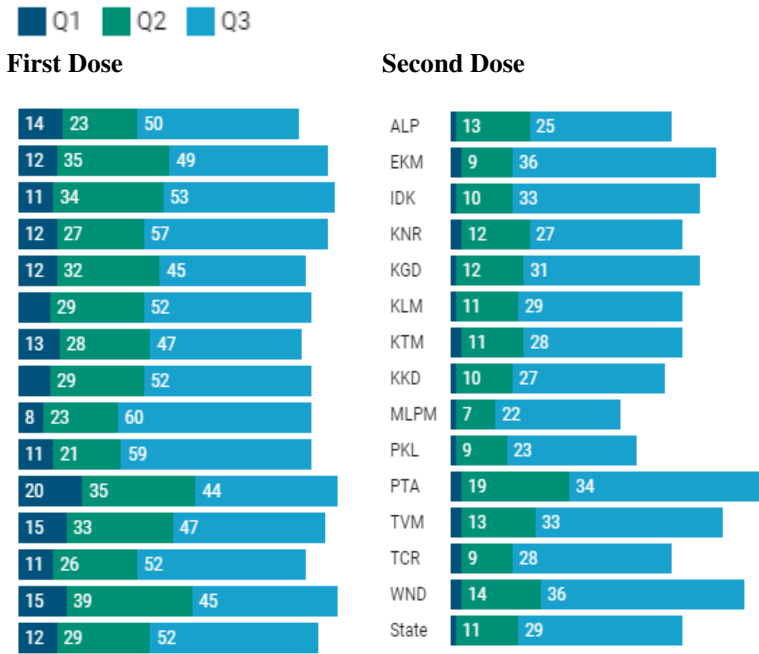
## Daily Average Dozes Administered per Quarter

In the first Quarter, only 42201 first dozes and 5324 second dozes were administered daily on average. During the second, third and fourth quarters, the daily vaccination of the first and second dozes increased significantly.



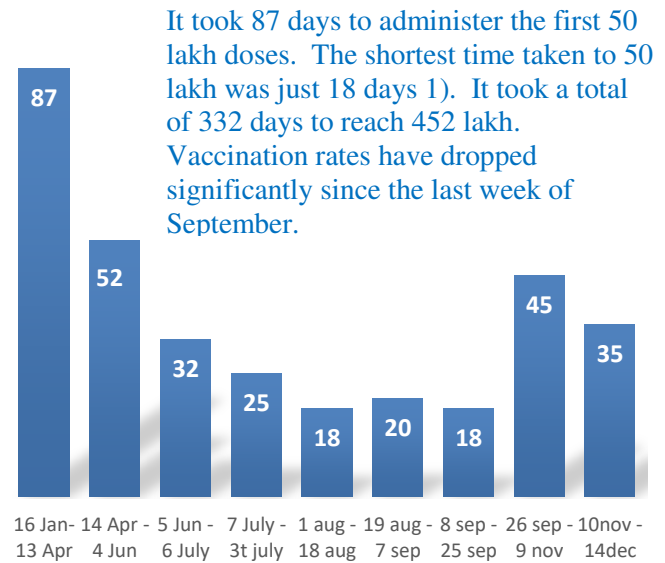
## Vaccination Achievement per Quarter

In the third quarter of the immunization drive, 52% of the eligible population (18 + age) in Kerala were given the first dose and 29% the second dose.



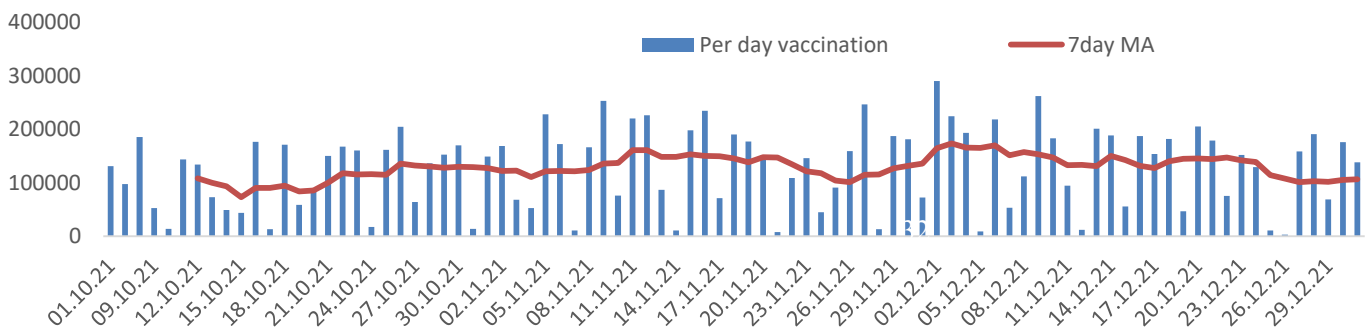
## Dose Progression

The chart shows the days taken for total COVID-19 Vaccination doses(both first and second) in Kerala to cross every 50 lakh dose mark



## Vaccine Administered per Day and 7 days Moving Average in Last Quarter (Oct -Dec)

The seven-day moving average of daily dozes in the last quarter showed a peak on December 2<sup>nd</sup> and continued to fluctuate thereafter



## Important Message to the Public

- a. *Infection or infection rate is only a part and disease manifestation of disease is to be monitored*
- b. *Fatality among vaccinated people is very less. Disease severity among vaccinated people is less.*
- c. *People with comorbidity should be careful. Once detected covid positive they should get admitted and do not stay at home.*
- d. *Death among non-vaccinated people, especially people with comorbidity is because of late arrival in hospitals*
- e. *Diabetes and Hypertension together is the most common cause of patient death if they arrive late.*
- f. *Vaccinated people, only if symptomatic are advised to consult Doctor.*
- g. *Non Vaccinated people, if symptomatic, may do RTPCR test*
- h. *Antigen testing is only for emergency purpose*
- i. *Non vaccinated people with co-morbidities to do testing by RTPCR and consult doctor*
- j. *Repeat RTPCR is not needed among the people who are detected COVID positive in the previous 2 months*
- k. *All young person detected positive and at home isolation should do glucose test*

TABLE1.Total Vaccination done in the State as on 04/01/2022 midnight

State Summary till			05/01/2022	at 12 AM		
District	Target	First Dose	Percentage *	Second Dose	Percentage*	Total Doses Administered
Alappuzha	1785011	1581594	89%	1396243	78%	2,977,837
Ernakulam	3126405	3044851	97%	2444137	78%	5,488,988
Idukki	920421	887064	96%	701892	76%	1,588,956
Kannur	2011583	1975649	98%	1643333	82%	3,618,982
Kasaragod	1052859	946658	90%	760418	72%	1,707,076
Kollam	2198745	2036626	93%	1659160	75%	3,695,786
Kottayam	1647422	1525440	93%	1275654	77%	2,801,094
Kozhikode	2642551	2444764	93%	1904807	72%	4,349,571
Malappuram	3229570	3010924	93%	2151846	67%	5,162,770
Palakkad	2273003	2101797	92%	1658753	73%	3,760,550
Pathanamthitta	1085342	1076864	99%	883147	81%	1,960,011
Thiruvananthapuram	2820638	2666070	95%	2199490	78%	4,865,560
Thrissur	2669204	2409616	90%	2103292	79%	4,512,908
Wayanad	703231	681267	97%	574694	82%	1,255,961
<b>Grand Total</b>	<b>28165985</b>	<b>26389184</b>	<b>94%</b>	<b>21356866</b>	<b>76%</b>	<b>47,746,050</b>
*Revised target population(> 18 years) as per MOHFW is 2.81 crores *As per letter from Additional Secretary MOHFW- D O No 2317579/2021/Imm dated 15/09/2021. * Target includes all beneficiaries 15 years & above (Born in 2007 or before)						

TABLE2. Covid-19 Vaccination Center Functional in the State as on 04/01/2022 midnight

DISTRICTS	Public	Private	Total
Alappuzha	85	30	115
Ernakulam	63	85	148
Idukki	48	13	61
Kannur	111	26	137
Kasaragod	47	3	50
Kollam	88	70	158
Kottayam	26	66	92
Kozhikode	24	105	129
Malappuram	13	101	114
Palakkad	97	16	113
Pathanamthitta	62	68	130
Thiruvananthapuram	128	49	177
Thrissur	117	52	169
Wayanad	40	12	52
<b>GrandTotal</b>	<b>949</b>	<b>696</b>	<b>1645</b>

TABLE3. Health Care Workers Coverage as on 04/01/2022 midnight

<i>DISTRICT</i>	<i>1<sup>ST</sup> DOSE</i>	<i>Percentage</i>	<i>2<sup>ND</sup> DOSE</i>	<i>Percentage Fully Vaccinated</i>
<b>Alappuzha</b>	29006	100%	27008	93%
<b>Ernakulam</b>	85553	100%	75082	88%
<b>Idukki</b>	13550	100%	12906	95%
<b>Kannur</b>	40376	100%	37163	92%
<b>Kasaragod</b>	11610	100%	10703	92%
<b>Kollam</b>	36029	100%	33469	93%
<b>Kottayam</b>	38694	100%	35919	93%
<b>Kozhikode</b>	52729	100%	47565	90%
<b>Malappuram</b>	44821	100%	41524	93%
<b>Palakkad</b>	34668	100%	31650	91%
<b>Pathanamthitta</b>	29328	100%	24831	85%
<b>Thiruvananthapuram</b>	73410	100%	65770	90%
<b>Thrissur</b>	51908	100%	48846	94%
<b>Wayanad</b>	13975	100%	13223	95%
<b>Grand Total</b>	<b>555657</b>	<b>100%</b>	<b>505659</b>	<b>91%</b>

TABLE4. Frontline workers Coverage as on 04/01/2022 midnight

<i>DISTRICT</i>	<i>1<sup>ST</sup> DOSE</i>	<i>Percentage</i>	<i>2<sup>nd</sup> DOSE</i>	<i>Percentage Fully Vaccinated</i>
<b>Alappuzha</b>	39116	100%	36536	93%
<b>Ernakulam</b>	54913	100%	50023	91%
<b>Idukki</b>	22988	100%	21157	92%
<b>Kannur</b>	41371	100%	39818	96%
<b>Kasaragod</b>	24611	100%	22288	91%
<b>Kollam</b>	42218	100%	38442	91%
<b>Kottayam</b>	32130	100%	30380	95%
<b>Kozhikode</b>	55260	100%	52283	95%
<b>Malappuram</b>	53904	100%	50973	95%
<b>Palakkad</b>	48088	100%	45188	94%
<b>Pathanamthitta</b>	25244	100%	22336	88%
<b>Thiruvananthapuram</b>	72963	100%	67055	92%
<b>Thrissur</b>	41901	100%	40530	97%
<b>Wayanad</b>	17017	100%	16020	94%
<b>Grand Total</b>	<b>571724</b>	<b>100%</b>	<b>533029</b>	<b>93%</b>



TABLE5.Age-Appropriate Group (≥45Years) Coverage as on 04/01/2022 midnight

Age appropriate group (≥45years) Coverage as on 05/01/2022,12AM					
District	Target	1 <sup>st</sup> dose coverage	Percentage	2nd dose	Percentage Fully Vaccinated*
Alappuzha	960001	863408	90%	783154	82%
Ernakulam	1483234	1452711	98%	1270303	86%
Idukki	431545	439971	102%	378773	88%
Kannur	965897	955707	99%	854296	88%
Kasaragod	435487	431743	99%	373305	86%
Kollam	1038759	1053388	101%	912219	88%
Kottayam	896478	829585	93%	724209	81%
Kozhikode	1185845	1176801	99%	1008174	85%
Malappuram	1210980	1199474	99%	977679	81%
Palakkad	1051934	980229	93%	845981	80%
Pathanamthitta	575669	591878	103%	520424	90%
Thiruvananthapuram	1366301	1307493	96%	1139831	83%
Thrissur	1271199	1245843	98%	1130522	89%
Wayanad	298546	304721	102%	273835	92%
<b>Grand Total</b>	<b>13171875</b>	<b>12832952</b>	<b>97%</b>	<b>11192705</b>	<b>85%</b>

\*Among those who took 1<sup>st</sup> Dose

TABLE6.Age-Appropriate Group (18-44 Years) Coverage as on 04/01/2022 midnight

18-44 years Coverage as on 05/01/2022 at 12 AM					
District	Target	First Dose		2nd Dose Coverage	Percentage fully vaccinated*
		1st Dose Coverage	Percentage		
Alappuzha	744178	636581	86%	549545	74%
Ernakulam	1470864	1446257	98%	1048729	71%
Idukki	437537	403405	92%	289056	66%
Kannur	947964	919905	97%	712056	75%
Kasaragod	556876	474816	85%	354122	64%
Kollam	1054752	889163	84%	675030	64%
Kottayam	665544	620244	93%	485146	73%
Kozhikode	1313678	1156160	88%	796785	61%
Malappuram	1777378	1710146	96%	1081670	61%
Palakkad	1088327	1026826	94%	735934	68%
Pathanamthitta	460819	424557	92%	315556	68%
Thiruvananthapuram	1309099	1194827	91%	926834	71%
Thrissur	1274465	1048198	82%	883394	69%
Wayanad	361152	340552	94%	271616	75%
<b>Grand Total</b>	<b>13462633</b>	<b>12291637</b>	<b>91%</b>	<b>9125473</b>	<b>68%</b>

\*Among those who have taken first dose

TABLE 7. Age-Appropriate Group (15-17 Years) Coverage as on 04/01/2022 midnight

<b>Table 6: Age appropriate group (15-17 years) coverage</b>			
<b>15-17 years Coverage as on</b>		<b>05/01/2022</b>	<b>at 12 AM</b>
<b>District</b>	<b>Target</b>	<b>1st Dose Coverage</b>	<b>Percentage</b>
Alappuzha	80832	13483	17%
Ernakulam	172307	5417	3%
Idukki	51339	7150	14%
Kannur	97722	18290	19%
Kasaragod	60496	3878	6%
Kollam	105234	15828	15%
Kottayam	85400	4787	6%
Kozhikode	143028	3814	3%
Malappuram	241212	2579	1%
Palakkad	132742	11986	9%
Pathanamthitta	48854	5857	12%
Thiruvananthapuram	145238	17377	12%
Thrissur	123540	21766	18%
Wayanad	43533	5002	11%
<b>Grand Total</b>	<b>1531477</b>	<b>137214</b>	<b>9%</b>

TABLE 8. Achievement for the day 04/01/2022 midnight

<i>DISTRICT</i>	<i>1<sup>st</sup> Dose</i>	<i>2<sup>nd</sup> Dose</i>	<i>Total</i>
Alappuzha	4829	4773	9602
Ernakulam	4137	5373	9510
Idukki	3506	3087	6593
Kannur	3469	7657	11126
Kasaragod	1488	1515	3003
Kollam	10986	1994	12980
Kottayam	2715	3402	6117
Kozhikode	3949	7787	11736
Malappuram	5014	23006	28020
Palakkad	3283	13631	16914
Pathanamthitta	2371	1497	3868
Thiruvananthapuram	14426	2563	16989
Thrissur	9653	7599	17252
Wayanad	2718	956	3674
<b>Grand Total</b>	<b>72544</b>	<b>84840</b>	<b>157384</b>

\*\* Vaccine stock details couldn't be downloaded from e-VIN portal as the portal is down.

TABLE 9.COVID Vaccination related sites

<a href="mailto:support@cowin.gov.in">support@cowin.gov.in</a> <a href="https://www.cowin.gov.in/home">https://www.cowin.gov.in/home</a> <a href="https://dashboard.kerala.gov.in/">https://dashboard.kerala.gov.in/</a> <a href="https://dhs.kerala.gov.in/https://aogyakeralam.gov.in/https://sha.kerala.gov.in/">https://dhs.kerala.gov.in/https://aogyakeralam.gov.in/https://sha.kerala.gov.in/</a>
---

TABLE10. COVID Vaccination related Helpline numbers

National/State/District	Line1	Line2	Line3
National Helpline	1075	+91 1123978046	0120 4473222
Disha	1056	04712552056	
StateCallCenter	04712309251	04712309252	04712309255
Thiruvananthapuram	9188610100	1077	
Kollam	04742797609	8589015556	
Pathanamthitta	04682222515	04682228220	
Alappuzha	04772239999		
Kottayam	04812565200	04812304800	04812581900
Idukki	18004255640	04862232220	04862233118
Ernakulam	9072303861		
Thrissur	9400066921	9400066922	9400066923
Palakkad	04912505264	04912505189	8943341439
Malappuram	04832733253	04832737858	04832733252
Kozhikode	7594001442		
Wayanad	04936202343	04936202375	9072510900
Kannur	04972700194		
Kasargod	9061076590	9061079244	9061078026