



കേരള സർക്കാർ

COVID-19 OUTBREAK CONTROL AND PREVENTION STATE  
CELL HEALTH & FAMILY WELFARE DEPARTMENT  
Govt of Kerala  
[www.health.kerala.gov.in](http://www.health.kerala.gov.in)

[www.dhs.kerala.gov.in](http://www.dhs.kerala.gov.in)

[controlroomdhskerala@gmail.com](mailto:controlroomdhskerala@gmail.com)

**KeralaHEALTH-COVID-19 DAILY VACCINATION BULLETIN**

**Date: 06/01/2022**

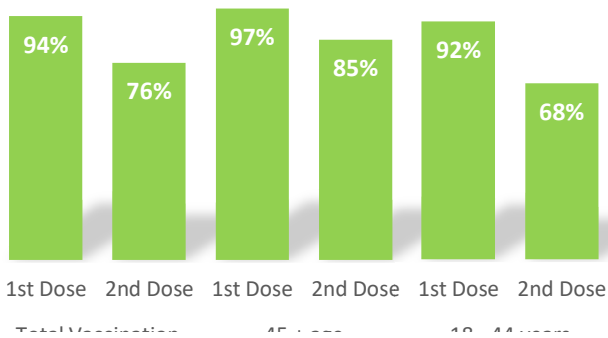
**OUR HEALTH OUR RESPONSIBILITY  
VACCINE ADVISORY**

- *People who are vaccinated with Covid Vaccine are reported to have reduced Covid related ICU admissions, serious disease and death.*
- *Early vaccination is useful to safeguard our life from this deadly disease.*
- *Vaccination sessions are planned as per the availability of vaccine. All are requested to cooperate.*
- *After receiving the first dose, second dose of Covishield vaccine is to be taken between 12–16 weeks and second dose of Covaxin between 4-6 weeks.*
- *Covid vaccination is currently available to all above the age of 18*
- *Vaccination is available free of cost in all Government covid vaccination centers, and at a nominal rate (as per the GoI order F.No.2079203/2021/Immunization) in selected private Hospitals.*
- **ENSURE ALL YOUR ELIGIBLE FAMILY MEMBERS ARE PROTECTED BY RECEIVING ANY OF THE AVAILABLE COVID VACCINE.**
- **“BOTH COVAXIN AND COVISHIELD ARE EQUALLY EFFECTIVE AND SAFE”**
- **“BE FULLY PROTECTED – GET THE SECOND DOSE AT YOUR SCHEDULED TIME”**

### ANALYSIS

COVID-19 mass vaccinations are showing signs of preventing illness and steep decline in cases and hospital admissions in countries which done vaccination. Kerala started its vaccination for health care workers from January 16, 2021. The COVID-19 Vaccines Operational Guidelines issued by the Ministry of Health and Family Welfare, Govt. of India, 28th December 2020 and all subsequent Guidelines issued by Ministry of Health and Family Welfare, Govt of India are followed at the sites and all vaccination lanes

### Summary of COVID Vaccine Administered as on 06-01-2022 midnight



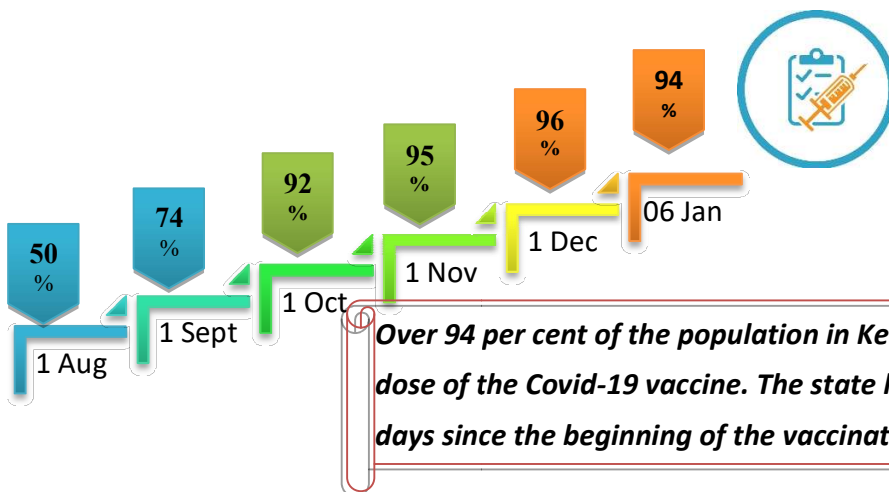
**94%** of eligible population vaccinated with a single dose till January 06

**76%** of eligible population vaccinated with double dose till January 06

State has vaccinated more than **97%** of people aged more than 45 years with a single dose



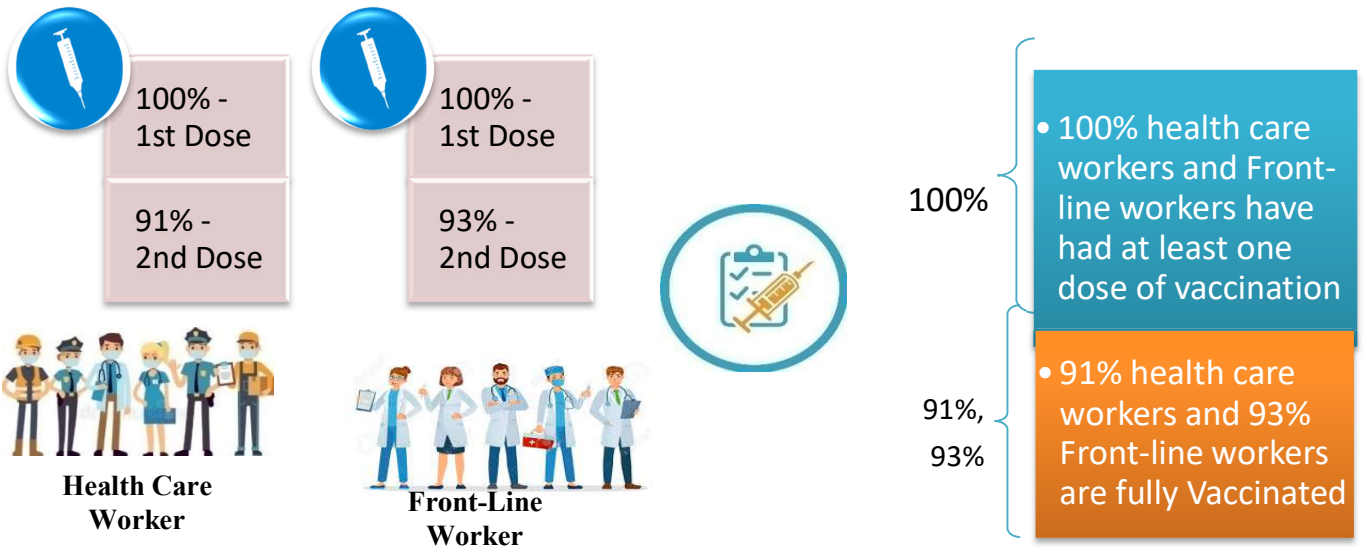
### Time Line of Vaccination Coverage



Kerala began administration of COVID 19 Vaccines on 16<sup>th</sup> January, 2021. As of 06<sup>th</sup> January 2022, Kerala has administered over 48 million doses overall, including first and second doses of vaccines.


**Over 94 per cent of the population in Kerala has been administered the first dose of the Covid-19 vaccine. The state has achieved the target within 356 days since the beginning of the vaccination drive on January 16.**

# Health Care Workers & Front-line Workers Vaccinated



## Are You Vaccinated? You Still Need to Practice: SMS

- Even after vaccination, follow COVID appropriate behavior
- Practice Social Distancing and greet without physical contact
- Always wear clean face mask
- Wash your hands thoroughly and frequently or use hand sanitizer
- Follow the current COVID 19 guidelines to prevent further spread
- Stay Safe. Stay Strong. Get Vaccinated



Even After Getting Vaccinated Keep Taking Precautions to Protect Your Self



**GET VACCINATED**



**WASH YOUR HANDS**



**WEAR A MASK**



**KEEP YOUR DISTANCE**

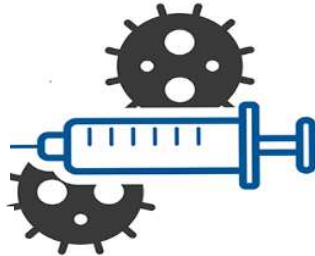
## The Race Towards Full Vaccination - Weekly Trend 25<sup>th</sup> Dec – 31<sup>th</sup> Dec

Kerala Administered over

# 7.33 Lakh

COVID Vaccine Doses

in the last 7 days  
(25<sup>th</sup> Dec to 31<sup>th</sup> Dec)

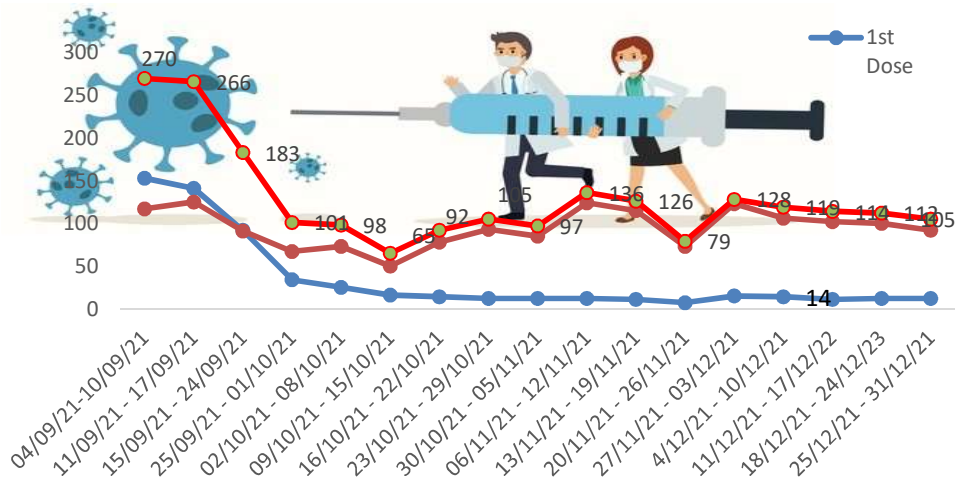


From 25<sup>th</sup> Dec to 31<sup>th</sup> Dec on average

# 1.05 lakh

 doses were administered daily.

Average Doses Administered Per day per week (in 1000)



Trend in average per day vaccination for the last two weeks

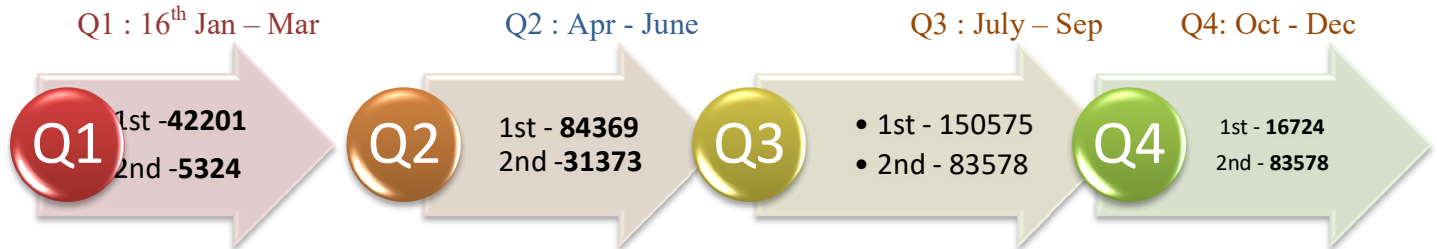


# Race Against Time – Vaccination Quarterly Status

(Q1:16<sup>th</sup> Jan-Mar, Q2: Apr-June, Q3: July-Sep, Q4: Oct - Dec)

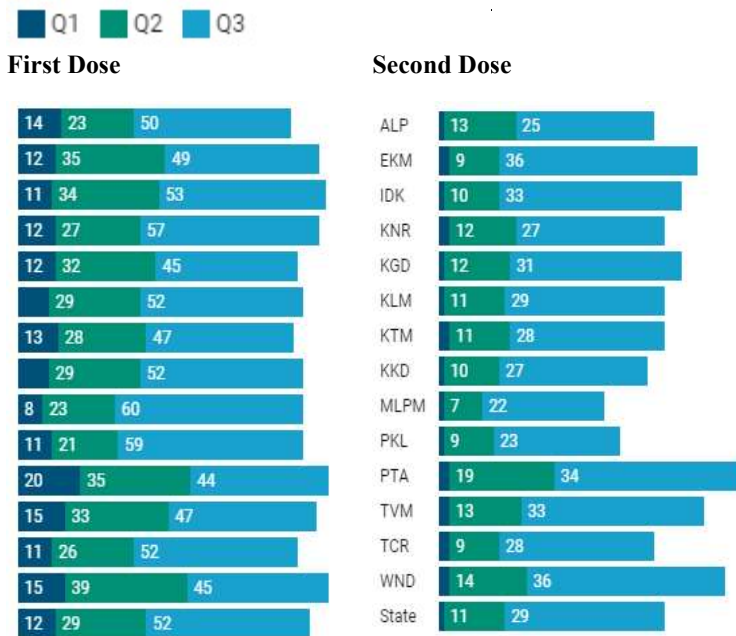
## Daily Average Dozes Administered per Quarter

In the first Quarter, only 42201 first dozes and 5324 second dozes were administered daily on average. During the second, third and fourth quarters, the daily vaccination of the first and second dozes increased significantly.



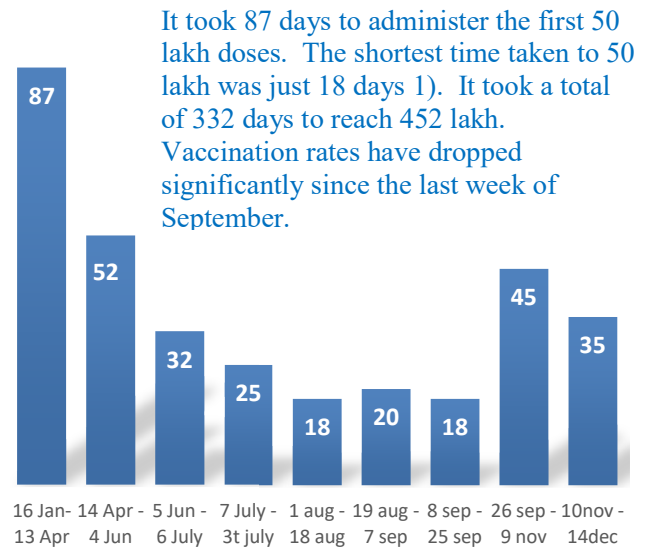
## Vaccination Achievement per Quarter

In the third quarter of the immunization drive, 52% of the eligible population (18 + age) in Kerala were given the first dose and 29% the second dose.



## Dose Progression

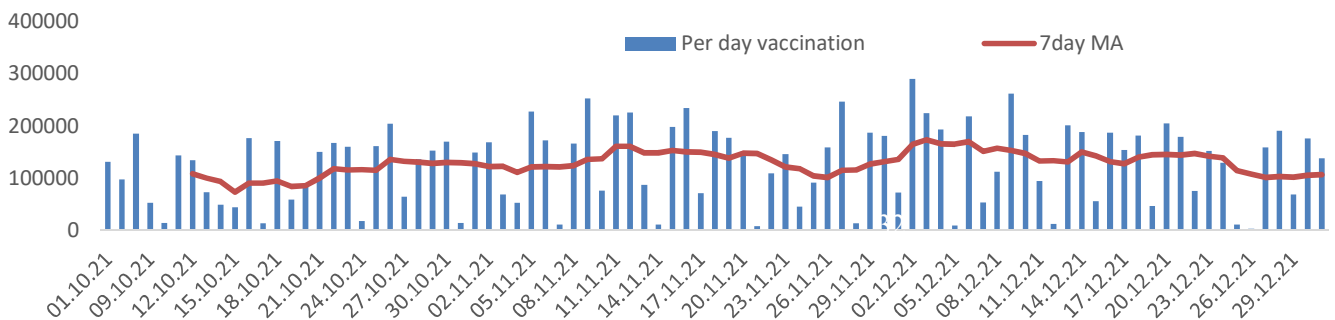
The chart shows the days taken for total COVID-19 Vaccination dozes(both first and second) in Kerala to cross every 50 lakh dose mark



It took 87 days to administer the first 50 lakh doses. The shortest time taken to 50 lakh was just 18 days. It took a total of 332 days to reach 452 lakh. Vaccination rates have dropped significantly since the last week of September.

## Vaccine Administered per Day and 7 days Moving Average in Last Quarter (Oct -Dec)

The seven-day moving average of daily dozes in the last quarter showed a peak on December 2<sup>nd</sup> and continued to fluctuate thereafter



## Important Message to the Public

- a. *Infection or infection rate is only a part and disease manifestation of disease is to be monitored*
- b. *Fatality among vaccinated people is very less. Disease severity among vaccinated people is less.*
- c. *People with comorbidity should be careful. Once detected covid positive they should get admitted and do not stay at home.*
- d. *Death among non-vaccinated people, especially people with comorbidity is because of late arrival in hospitals*
- e. *Diabetes and Hypertension together is the most common cause of patient death if they arrive late.*
- f. *Vaccinated people, only if symptomatic are advised to consult Doctor.*
- g. *Non Vaccinated people, if symptomatic, may do RTPCR test*
- h. *Antigen testing is only for emergency purpose*
- i. *Non vaccinated people with co-morbidities to do testing by RTPCR and consult doctor*
- j. *Repeat RTPCR is not needed among the people who are detected COVID positive in the previous 2 months*
- k. *All young person detected positive and at home isolation should do glucose test*

TABLE1.Total Vaccination done in the State as on 06/01/2022 midnight

State Summary till			07/01/2022	at 12 AM		
District	Target	First Dose	Percentage *	Second Dose	Percentage*	Total Doses Administered
Alappuzha	1785011	1588708	89%	1402685	79%	29,91,393
Ernakulam	3126405	3054097	98%	2454866	79%	55,08,963
Idukki	920421	895396	97%	703870	76%	15,99,266
Kannur	2011583	1985392	99%	1653241	82%	36,38,633
Kasaragod	1052859	953156	91%	764594	73%	17,17,750
Kollam	2198745	2049369	93%	1669232	76%	37,18,601
Kottayam	1647422	1534177	93%	1279853	78%	28,14,030
Kozhikode	2642551	2455248	93%	1914987	72%	43,70,235
Malappuram	3229570	3024382	94%	2184218	68%	52,08,600
Palakkad	2273003	2119658	93%	1674719	74%	37,94,377
Pathanamthitta	1085342	1083322	100%	885836	82%	19,69,158
Thiruvananthapuram	2820638	2676219	95%	2210257	78%	48,86,476
Thrissur	2669204	2423603	91%	2114382	79%	45,37,985
Wayanad	703231	688461	98%	576030	82%	12,64,491
<b>Grand Total</b>	<b>28165985</b>	<b>26531188</b>	<b>94%</b>	<b>21488770</b>	<b>76%</b>	<b>4,80,19,958</b>
*Revised target population(> 18 years) as per MOHFW is 2.81 crores *As per letter from Additional Secretary MOHFW- D O No 2317579/2021/Imm dated 15/09/2021. * Target includes all beneficiaries 15 years & above (Born in 2007 or before)						

TABLE2. Covid-19 Vaccination Center Functional in the State as on 06/01/2022 midnight

DISTRICTS	Public	Private	Total
Alappuzha	25	91	116
Ernakulam	65	78	143
Idukki	42	23	65
Kannur	21	62	83
Kasaragod	47	4	51
Kollam	58	68	126
Kottayam	31	59	90
Kozhikode	91	38	129
Malappuram	37	109	146
Palakkad	77	29	106
Pathanamthitta	62	68	130
Thiruvananthapuram	41	144	185
Thrissur	40	132	172
Wayanad	40	12	52
<b>GrandTotal</b>	<b>677</b>	<b>917</b>	<b>1594</b>

TABLE3. Health Care Workers Coverage as on 06/01/2022 midnight

<i>DISTRICT</i>	<i>1<sup>ST</sup> DOSE</i>	<i>Percentage</i>	<i>2<sup>ND</sup> DOSE</i>	<i>Percentage Fully Vaccinated</i>
<b>Alappuzha</b>	29006	100%	27013	93%
<b>Ernakulam</b>	85553	100%	75101	88%
<b>Idukki</b>	13550	100%	12909	95%
<b>Kannur</b>	40376	100%	37175	92%
<b>Kasaragod</b>	11610	100%	10704	92%
<b>Kollam</b>	36029	100%	33481	93%
<b>Kottayam</b>	38694	100%	35931	93%
<b>Kozhikode</b>	52729	100%	47583	90%
<b>Malappuram</b>	44821	100%	41544	93%
<b>Palakkad</b>	34668	100%	31660	91%
<b>Pathanamthitta</b>	29328	100%	24837	85%
<b>Thiruvananthapuram</b>	73412	100%	65788	90%
<b>Thrissur</b>	51908	100%	48858	94%
<b>Wayanad</b>	13975	100%	13225	95%
<b>Grand Total</b>	<b>555659</b>	<b>100%</b>	<b>505809</b>	<b>91%</b>

TABLE4. Frontline workers Coverage as on 06/01/2022 midnight

<i>DISTRICT</i>	<i>1<sup>ST</sup> DOSE</i>	<i>Percentage</i>	<i>2<sup>nd</sup> DOSE</i>	<i>Percentage Fully Vaccinated</i>
<b>Alappuzha</b>	39117	100%	36538	93%
<b>Ernakulam</b>	54914	100%	50029	91%
<b>Idukki</b>	22988	100%	21159	92%
<b>Kannur</b>	41371	100%	39820	96%
<b>Kasaragod</b>	24611	100%	22292	91%
<b>Kollam</b>	42218	100%	38451	91%
<b>Kottayam</b>	32130	100%	30386	95%
<b>Kozhikode</b>	55260	100%	52291	95%
<b>Malappuram</b>	53905	100%	50982	95%
<b>Palakkad</b>	48089	100%	45194	94%
<b>Pathanamthitta</b>	25244	100%	22340	88%
<b>Thiruvananthapuram</b>	72963	100%	67083	92%
<b>Thrissur</b>	41901	100%	40538	97%
<b>Wayanad</b>	17017	100%	16023	94%
<b>GrandTotal</b>	<b>571728</b>	<b>100%</b>	<b>533126</b>	<b>93%</b>



TABLE5. Age-Appropriate Group (≥45 Years) Coverage as on 06/01/2022 midnight

Age appropriate group (≥45years) Coverage as on 07/01/2022,12AM					
District	Target	1 <sup>st</sup> dose coverage	Percentage	2nd dose	Percentage Fully Vaccinated*
Alappuzha	960001	863750	90%	785673	82%
Ernakulam	1483234	1453064	98%	1273176	86%
Idukki	431545	440031	102%	379362	88%
Kannur	965897	956079	99%	857299	89%
Kasaragod	435487	431917	99%	374176	86%
Kollam	1038759	1053833	101%	915716	88%
Kottayam	896478	829758	93%	725908	81%
Kozhikode	1185845	1177093	99%	1010773	85%
Malappuram	1210980	1200629	99%	986386	81%
Palakkad	1051934	980727	93%	850423	81%
Pathanamthitta	575669	591982	103%	521150	91%
Thiruvananthapuram	1366301	1307942	96%	1143089	84%
Thrissur	1271199	1246345	98%	1134295	89%
Wayanad	298546	304759	102%	274070	92%
<b>Grand Total</b>	<b>13171875</b>	<b>12837909</b>	<b>97%</b>	<b>11231496</b>	<b>85%</b>

\*Among those who took 1<sup>st</sup> Dose

TABLE6. Age-Appropriate Group (18-44 Years) Coverage as on 06/01/2022 midnight

18-44 years Coverage as on 07/01/2022 at 12 AM					
District	Target	First Dose		2nd Dose Coverage	Percentage fully vaccinated*
		1st Dose Coverage	Percentage		
Alappuzha	744178	639150	86%	553461	74%
Ernakulam	1470864	1449951	99%	1056560	72%
Idukki	437537	405703	93%	290440	66%
Kannur	947964	924988	98%	718947	76%
Kasaragod	556876	477668	86%	357422	64%
Kollam	1054752	893981	85%	681584	65%
Kottayam	665544	623335	94%	487628	73%
Kozhikode	1313678	1160446	88%	804340	61%
Malappuram	1777378	1717541	97%	1105306	62%
Palakkad	1088327	1033061	95%	747442	69%
Pathanamthitta	460819	427158	93%	317509	69%
Thiruvananthapuram	1309099	1198980	92%	934297	71%
Thrissur	1274465	1055267	83%	890691	70%
Wayanad	361152	342815	95%	272712	76%
<b>Grand Total</b>	<b>13462633</b>	<b>12350044</b>	<b>92%</b>	<b>9218339</b>	<b>68%</b>

\*Among those who have taken first dose

TABLE 7. Age-Appropriate Group (15-17 Years) Coverage as on 06/01/2022 midnight

<b>Table 6: Age appropriate group (15-17 years) coverage</b>			
<b>15-17 years Coverage as on</b>		<b>07/01/2022</b>	<b>at 12 AM</b>
<b>District</b>	<b>Target</b>	<b>1st Dose Coverage</b>	<b>Percentage</b>
Alappuzha	80832	17685	22%
Ernakulam	172307	10615	6%
Idukki	51339	13124	26%
Kannur	97722	22578	23%
Kasaragod	60496	7350	12%
Kollam	105234	23308	22%
Kottayam	85400	10260	12%
Kozhikode	143028	9720	7%
Malappuram	241212	7486	3%
Palakkad	132742	23113	17%
Pathanamthitta	48854	9610	20%
Thiruvananthapuram	145238	22922	16%
Thrissur	123540	28182	23%
Wayanad	43533	9895	23%
<b>Grand Total</b>	<b>1531477</b>	<b>215848</b>	<b>14%</b>

TABLE 8. Achievement for the day 06/01/2022 midnight

<i>DISTRICT</i>	<i>1<sup>st</sup> Dose</i>	<i>2<sup>nd</sup> Dose</i>	<i>Total</i>
Alappuzha	5821	5814	11635
Ernakulam	8718	8193	16911
Idukki	7594	1692	9286
Kannur	8272	8752	17024
Kasaragod	5082	443	5525
Kollam	11407	8030	19437
Kottayam	8647	3945	12592
Kozhikode	9186	5546	14732
Malappuram	10342	20827	31169
Palakkad	15769	11675	27444
Pathanamthitta	6039	2507	8546
Thiruvananthapuram	9861	10496	20357
Thrissur	13875	10964	24839
Wayanad	5174	1170	6344
<b>Grand Total</b>	<b>125787</b>	<b>100054</b>	<b>225841</b>

\*\* Vaccine stock details couldn't be downloaded from e-VIN portal as the portal is down.

TABLE 9.COVID Vaccination related sites

<a href="mailto:support@cowin.gov.in">support@cowin.gov.in</a> <a href="https://www.cowin.gov.in/home">https://www.cowin.gov.in/home</a> <a href="https://dashboard.kerala.gov.in/">https://dashboard.kerala.gov.in/</a> <a href="https://dhs.kerala.gov.in/https://aogyakeralam.gov.in/https://sha.kerala.gov.in/">https://dhs.kerala.gov.in/https://aogyakeralam.gov.in/https://sha.kerala.gov.in/</a>
---

TABLE10. COVID Vaccination related Helpline numbers

National/State/District	Line1	Line2	Line3
National Helpline	1075	+91 1123978046	0120 4473222
Disha	1056	04712552056	
StateCallCenter	04712309251	04712309252	04712309255
Thiruvananthapuram	9188610100	1077	
Kollam	04742797609	8589015556	
Pathanamthitta	04682222515	04682228220	
Alappuzha	04772239999		
Kottayam	04812565200	04812304800	04812581900
Idukki	18004255640	04862232220	04862233118
Ernakulam	9072303861		
Thrissur	9400066921	9400066922	9400066923
Palakkad	04912505264	04912505189	8943341439
Malappuram	04832733253	04832737858	04832733252
Kozhikode	7594001442		
Wayanad	04936202343	04936202375	9072510900
Kannur	04972700194		
Kasargod	9061076590	9061079244	9061078026