



കേരള സർക്കാർ

COVID-19 OUTBREAK CONTROL AND PREVENTION STATE  
CELL HEALTH & FAMILY WELFARE DEPARTMENT  
Govt of Kerala  
[www.health.kerala.gov.in](http://www.health.kerala.gov.in)

[www.dhs.kerala.gov.in](http://www.dhs.kerala.gov.in)

[controlroomdhskerala@gmail.com](mailto:controlroomdhskerala@gmail.com)

**KeralaHEALTH-COVID-19 DAILY VACCINATION BULLETIN**

**Date: 07/01/2022**

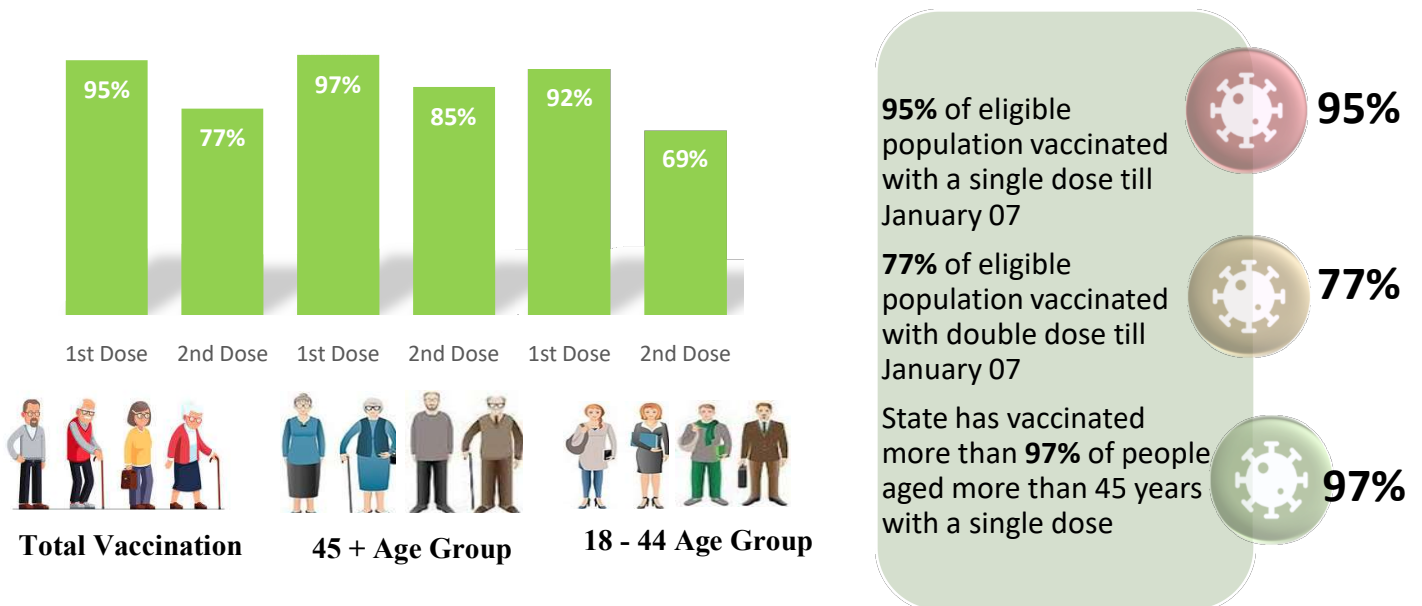
**OUR HEALTH OUR RESPONSIBILITY  
VACCINE ADVISORY**

- *People who are vaccinated with Covid Vaccine are reported to have reduced Covid related ICU admissions, serious disease and death.*
- *Early vaccination is useful to safeguard our life from this deadly disease.*
- *Vaccination sessions are planned as per the availability of vaccine. All are requested to cooperate.*
- *After receiving the first dose, second dose of Covishield vaccine is be taken between 12–16weeks and second dose of Covaxin between 4-6 weeks.*
- *Covid vaccination is currently available to all above the age of 18.*
- *Vaccination is available free of cost in all Government covid vaccination centers, and at a nominal rate (as per the GoI order F.No.2079203/2021/Immunization) in selected private Hospitals.*
- **ENSURE ALL YOUR ELIGIBLE FAMILY MEMBERS ARE PROTECTED BY RECEIVING ANY OF THE AVAILABLE COVID VACCINE.**
- **“BOTH COVAXIN AND COVISHIELD ARE EQUALLY EFFECTIVE AND SAFE”**
- **“BE FULLY PROTECTED – GET THE SECOND DOSE AT YOUR SCHEDULED TIME”**

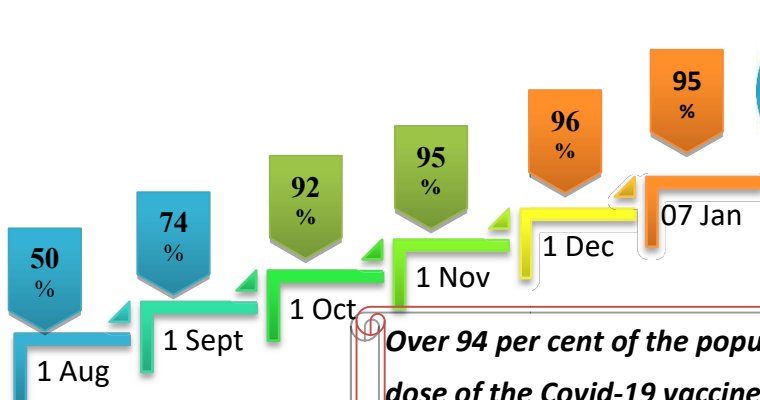
## ANALYSIS

COVID-19 mass vaccinations are showing signs of preventing illness and steep decline in cases and hospital admissions in countries which done vaccination. Kerala started its vaccination for health care workers from January 16, 2021. The COVID-19 Vaccines Operational Guidelines issued by the Ministry of Health and Family Welfare, Govt. of India, 28th December 2020 and all subsequent Guidelines issued by Ministry of Health and Family Welfare, Govt of India are followed at the sites and all vaccination lanes

### Summary of COVID Vaccine Administered as on 07-01-2022 midnight



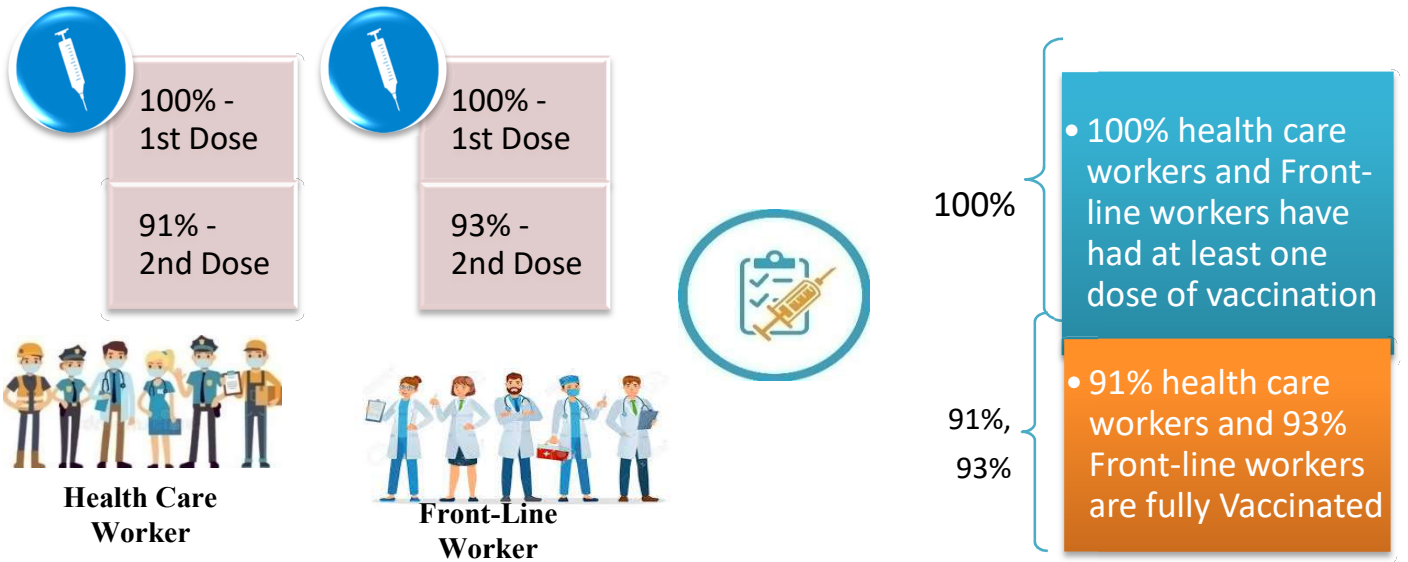
### Time Line of Vaccination Coverage



Kerala began administration of COVID 19 Vaccines on 16<sup>th</sup> January, 2021. As of 07<sup>th</sup> January 2022, Kerala has administered over 48 million doses overall, including first and second doses of vaccines.


**Over 94 per cent of the population in Kerala has been administered the first dose of the Covid-19 vaccine. The state has achieved the target within 357 days since the beginning of the vaccination drive on January 16.**

# Health Care Workers & Front-line Workers Vaccinated



## Are You Vaccinated? You Still Need to Practice: SMS

- Even after vaccination, follow COVID appropriate behavior
- Practice Social Distancing and greet without physical contact
- Always wear clean face mask
- Wash your hands thoroughly and frequently or use hand sanitizer
- Follow the current COVID 19 guidelines to prevent further spread
- Stay Safe. Stay Strong. Get Vaccinated



Even After Getting Vaccinated Keep Taking Precautions to Protect Your Self



# The Race Towards Full Vaccination - Weekly Trend

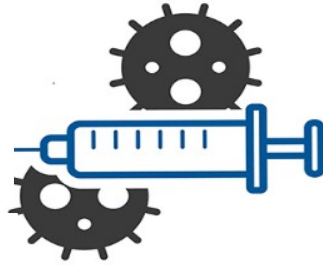
## 25<sup>th</sup> Dec – 31<sup>th</sup> Dec

Kerala Administered over

# 7.33 Lakh

COVID Vaccine Doses

in the last 7 days  
(25<sup>th</sup> Dec to 31<sup>th</sup> Dec)

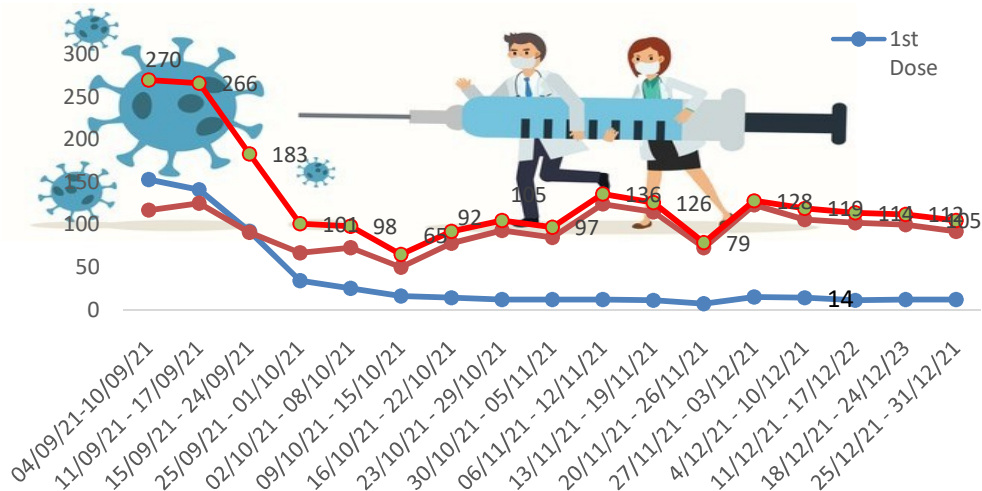


From 25<sup>th</sup> Dec to 31<sup>th</sup> Dec on average

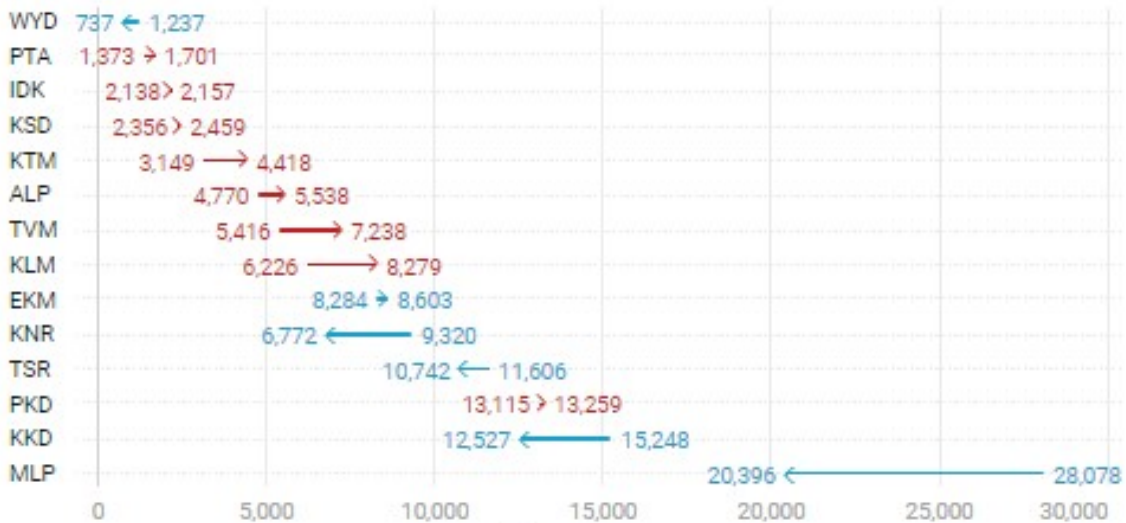
# 1.05 lakh

 doses were administered daily.

Average Doses Administered Per day per week (in 1000)



Trend in average per day vaccination for the last two weeks

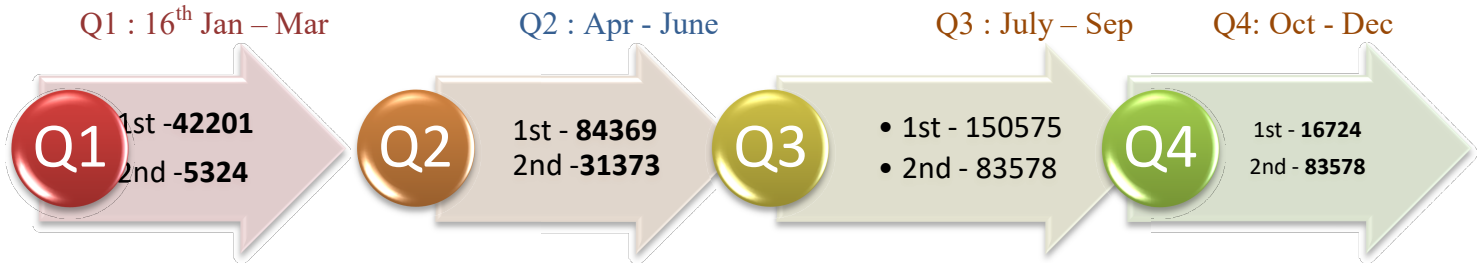


# Race Against Time – Vaccination Quarterly Status

(Q1: 16<sup>th</sup> Jan-Mar, Q2: Apr-June, Q3: July-Sep, Q4: Oct-Dec)

## Daily Average Dozes Administered per Quarter

In the first Quarter, only 42201 first dozes and 5324 second dozes were administered daily on average. During the second, third and fourth quarters, the daily vaccination of the first and second dozes increased significantly.



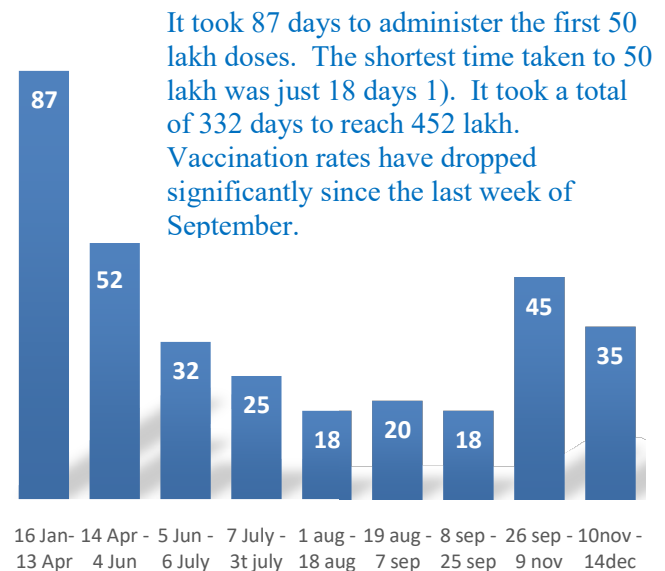
## Vaccination Achievement per Quarter

In the third quarter of the immunization drive, 52% of the eligible population (18 + age) in Kerala were given the first dose and 29% the second dose.



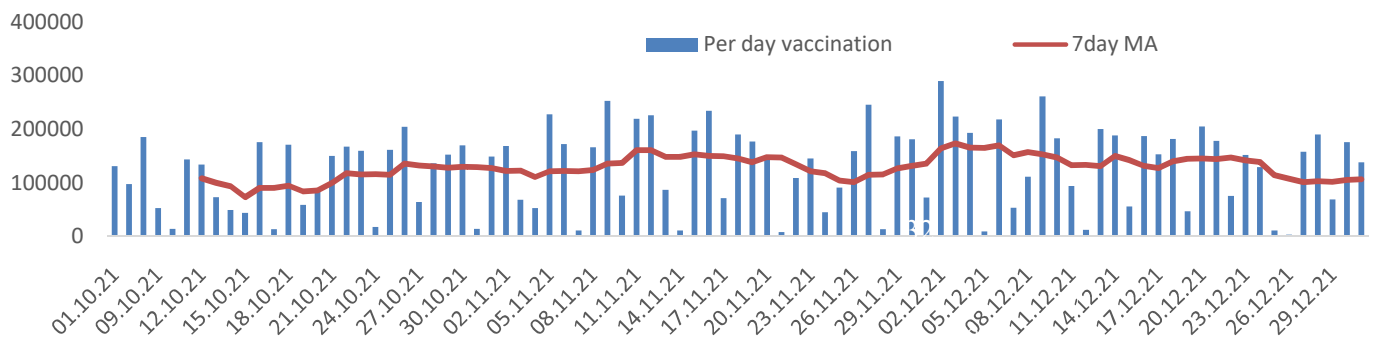
## Dose Progression

The chart shows the days taken for total COVID-19 Vaccination doses(both first and second) in Kerala to cross every 50 lakh dose mark



## Vaccine Administered per Day and 7 days Moving Average in Last Quarter (Oct -Dec)

The seven-day moving average of daily dozes in the last quarter showed a peak on December 2<sup>nd</sup> and continued to fluctuate thereafter



## Important Message to the Public

- a. *Infection or infection rate is only a part and disease manifestation of disease is to be monitored*
- b. *Fatality among vaccinated people is very less. Disease severity among vaccinated people is less.*
- c. *People with comorbidity should be careful. Once detected covid positive they should get admitted and do not stay at home.*
- d. *Death among non-vaccinated people, especially people with comorbidity is because of late arrival in hospitals*
- e. *Diabetes and Hypertension together is the most common cause of patient death if they arrive late.*
- f. *Vaccinated people, only if symptomatic are advised to consult Doctor.*
- g. *Non Vaccinated people, if symptomatic, may do RTPCR test*
- h. *Antigen testing is only for emergency purpose*
- i. *Non vaccinated people with co-morbidities to do testing by RTPCR and consult doctor*
- j. *Repeat RTPCR is not needed among the people who are detected COVID positive in the previous 2 months*
- k. *All young person detected positive and at home isolation should do glucose test*

TABLE1.Total Vaccination done in the State as on 07/01/2022 midnight

State Summary till			08/01/2022	at 12 AM		
District	Target	First Dose	Percentage *	Second Dose	Percentage*	Total Doses Administered
Alappuzha	1785011	1604487	90%	1404223	79%	3,008,710
Ernakulam	3126405	3061918	98%	2465017	79%	5,526,935
Idukki	920421	900469	98%	705736	77%	1,606,205
Kannur	2011583	1998915	99%	1656707	82%	3,655,622
Kasaragod	1052859	957571	91%	764917	73%	1,722,488
Kollam	2198745	2062585	94%	1674933	76%	3,737,518
Kottayam	1647422	1546820	94%	1281296	78%	2,828,116
Kozhikode	2642551	2464302	93%	1920954	73%	4,385,256
Malappuram	3229570	3038312	94%	2203769	68%	5,242,081
Palakkad	2273003	2133815	94%	1686581	74%	3,820,396
Pathanamthitta	1085342	1090457	100%	886556	82%	1,977,013
Thiruvananthapuram	2820638	2687491	95%	2214398	79%	4,901,889
Thrissur	2669204	2450227	92%	2116477	79%	4,566,704
Wayanad	703231	691696	98%	576682	82%	1,268,378
<b>Grand Total</b>	<b>28165985</b>	<b>26689065</b>	<b>95%</b>	<b>21558246</b>	<b>77%</b>	<b>48,247,311</b>
*Revised target population(> 18 years) as per MOHFW is 2.81 crores *As per letter from Additional Secretary MOHFW- D O No 2317579/2021/Imm dated 15/09/2021. * Target includes all beneficiaries 15 years & above (Born in 2007 or before)						

TABLE2. Covid-19 Vaccination Center Functional in the State as on 07/01/2022 midnight

DISTRICTS	Public	Private	Total
Alappuzha	82	31	113
Ernakulam	41	109	150
Idukki	37	24	61
Kannur	82	28	110
Kasaragod	46	6	52
Kollam	86	58	144
Kottayam	52	36	88
Kozhikode	91	44	135
Malappuram	50	104	154
Palakkad	52	51	103
Pathanamthitta	62	68	130
Thiruvananthapuram	129	55	184
Thrissur	118	51	169
Wayanad	35	14	49
<b>GrandTotal</b>	<b>963</b>	<b>679</b>	<b>1642</b>

TABLE3. Health Care Workers Coverage as on 07/01/2022 midnight

<i>DISTRICT</i>	<i>1<sup>ST</sup> DOSE</i>	<i>Percentage</i>	<i>2<sup>ND</sup> DOSE</i>	<i>Percentage Fully Vaccinated</i>
<b>Alappuzha</b>	29006	100%	27013	93%
<b>Ernakulam</b>	85553	100%	75113	88%
<b>Idukki</b>	13550	100%	12909	95%
<b>Kannur</b>	40376	100%	37180	92%
<b>Kasaragod</b>	11610	100%	10704	92%
<b>Kollam</b>	36029	100%	33487	93%
<b>Kottayam</b>	38694	100%	35934	93%
<b>Kozhikode</b>	52729	100%	47585	90%
<b>Malappuram</b>	44821	100%	41550	93%
<b>Palakkad</b>	34668	100%	31665	91%
<b>Pathanamthitta</b>	29328	100%	24841	85%
<b>Thiruvananthapuram</b>	73412	100%	65798	90%
<b>Thrissur</b>	51908	100%	48863	94%
<b>Wayanad</b>	13975	100%	13226	95%
<b>Grand Total</b>	<b>555659</b>	<b>100%</b>	<b>505868</b>	<b>91%</b>

TABLE4. Frontline workers Coverage as on 07/01/2022 midnight

<i>DISTRICT</i>	<i>1<sup>ST</sup> DOSE</i>	<i>Percentage</i>	<i>2<sup>nd</sup> DOSE</i>	<i>Percentage Fully Vaccinated</i>
<b>Alappuzha</b>	39117	100%	36541	93%
<b>Ernakulam</b>	54914	100%	50034	91%
<b>Idukki</b>	22988	100%	21163	92%
<b>Kannur</b>	41371	100%	39822	96%
<b>Kasaragod</b>	24611	100%	22293	91%
<b>Kollam</b>	42218	100%	38460	91%
<b>Kottayam</b>	32131	100%	30387	95%
<b>Kozhikode</b>	55260	100%	52296	95%
<b>Malappuram</b>	53905	100%	50986	95%
<b>Palakkad</b>	48089	100%	45213	94%
<b>Pathanamthitta</b>	25244	100%	22343	89%
<b>Thiruvananthapuram</b>	72963	100%	67093	92%
<b>Thrissur</b>	41901	100%	40538	97%
<b>Wayanad</b>	17017	100%	16025	94%
<b>Grand Total</b>	<b>571729</b>	<b>100%</b>	<b>533194</b>	<b>93%</b>



TABLE5.Age-Appropriate Group (≥45Years) Coverage as on 07/01/2022 midnight

Age appropriate group (≥45years) Coverage as on 08/01/2022,12AM					
District	Target	1 <sup>st</sup> dose coverage	Percentage	2nd dose	Percentage Fully Vaccinated*
Alappuzha	960001	863822	90%	786245	82%
Ernakulam	1483234	1453352	98%	1275957	86%
Idukki	431545	440083	102%	379851	88%
Kannur	965897	956206	99%	858211	89%
Kasaragod	435487	431939	99%	374257	86%
Kollam	1038759	1054113	101%	917727	88%
Kottayam	896478	829828	93%	726504	81%
Kozhikode	1185845	1177292	99%	1012345	85%
Malappuram	1210980	1201349	99%	991279	82%
Palakkad	1051934	981124	93%	853783	81%
Pathanamthitta	575669	592015	103%	521346	91%
Thiruvananthapuram	1366301	1308143	96%	1144285	84%
Thrissur	1271199	1246439	98%	1134945	89%
Wayanad	298546	304776	102%	274180	92%
<b>Grand Total</b>	<b>13171875</b>	<b>12840481</b>	<b>97%</b>	<b>11250915</b>	<b>85%</b>

\*Among those who took 1<sup>st</sup> Dose

TABLE6.Age-Appropriate Group (18-44 Years) Coverage as on 07/01/2022 midnight

18-44 years Coverage as on 08/01/2022 at 12 AM					
District	Target	First Dose		2nd Dose Coverage	Percentage fully vaccinated*
		1st Dose Coverage	Percentage		
Alappuzha	744178	644256	87%	554424	75%
Ernakulam	1470864	1453520	99%	1063913	72%
Idukki	437537	407074	93%	291813	67%
Kannur	947964	928849	98%	721494	76%
Kasaragod	556876	479120	86%	357663	64%
Kollam	1054752	898409	85%	685259	65%
Kottayam	665544	628104	94%	488471	73%
Kozhikode	1313678	1163886	89%	808728	62%
Malappuram	1777378	1723858	97%	1119954	63%
Palakkad	1088327	1037989	95%	755920	69%
Pathanamthitta	460819	429184	93%	318026	69%
Thiruvananthapuram	1309099	1203147	92%	937222	72%
Thrissur	1274465	1061322	83%	892131	70%
Wayanad	361152	343868	95%	273251	76%
<b>Grand Total</b>	<b>13462633</b>	<b>12402586</b>	<b>92%</b>	<b>9268269</b>	<b>69%</b>

\*Among those who have taken first dose

TABLE 7. Age-Appropriate Group (15-17 Years) Coverage as on 07/01/2022 midnight

<b>Table 6: Age appropriate group (15-17 years) coverage</b>			
<b>15-17 years Coverage as on</b>		<b>08/01/2022</b>	<b>at 12 AM</b>
<b>District</b>	<b>Target</b>	<b>1st Dose Coverage</b>	<b>Percentage</b>
Alappuzha	80832	28286	35%
Ernakulam	172307	14579	8%
Idukki	51339	16774	33%
Kannur	97722	32113	33%
Kasaragod	60496	10291	17%
Kollam	105234	31816	30%
Kottayam	85400	18063	21%
Kozhikode	143028	15135	11%
Malappuram	241212	14379	6%
Palakkad	132742	31945	24%
Pathanamthitta	48854	14686	30%
Thiruvananthapuram	145238	29826	21%
Thrissur	123540	48657	39%
Wayanad	43533	12060	28%
<b>Grand Total</b>	<b>1531477</b>	<b>318610</b>	<b>21%</b>

TABLE 8. Achievement for the day 07/01/2022 midnight

<i>DISTRICT</i>	<i>1<sup>st</sup> Dose</i>	<i>2<sup>nd</sup> Dose</i>	<i>Total</i>
Alappuzha	15764	1490	17254
Ernakulam	7782	9956	17738
Idukki	5073	1866	6939
Kannur	13506	3369	16875
Kasaragod	4359	323	4682
Kollam	13211	5676	18887
Kottayam	12643	1443	14086
Kozhikode	9052	5939	14991
Malappuram	13752	19536	33288
Palakkad	14011	11842	25853
Pathanamthitta	7103	596	7699
Thiruvananthapuram	11272	4141	15413
Thrissur	26619	2086	28705
Wayanad	3235	652	3887
<b>Grand Total</b>	<b>157382</b>	<b>68915</b>	<b>226297</b>

\*\* Vaccine stock details couldn't be downloaded from e-VIN portal as the portal is down.

TABLE 9.COVID Vaccination related sites

<a href="mailto:support@cowin.gov.in">support@cowin.gov.in</a> <a href="https://www.cowin.gov.in/home">https://www.cowin.gov.in/home</a> <a href="https://dashboard.kerala.gov.in/">https://dashboard.kerala.gov.in/</a> <a href="https://dhs.kerala.gov.in/https://aogyakeralam.gov.in/https://sha.kerala.gov.in/">https://dhs.kerala.gov.in/https://aogyakeralam.gov.in/https://sha.kerala.gov.in/</a>
---

TABLE10. COVID Vaccination related Helpline numbers

National/State/District	Line1	Line2	Line3
National Helpline	1075	+91 1123978046	0120 4473222
Disha	1056	04712552056	
StateCallCenter	04712309251	04712309252	04712309255
Thiruvananthapuram	9188610100	1077	
Kollam	04742797609	8589015556	
Pathanamthitta	04682222515	04682228220	
Alappuzha	04772239999		
Kottayam	04812565200	04812304800	04812581900
Idukki	18004255640	04862232220	04862233118
Ernakulam	9072303861		
Thrissur	9400066921	9400066922	9400066923
Palakkad	04912505264	04912505189	8943341439
Malappuram	04832733253	04832737858	04832733252
Kozhikode	7594001442		
Wayanad	04936202343	04936202375	9072510900
Kannur	04972700194		
Kasargod	9061076590	9061079244	9061078026