



കേരള സർക്കാർ

COVID-19 OUTBREAK CONTROL AND PREVENTION STATE
CELL HEALTH & FAMILY WELFARE DEPARTMENT
Govt of Kerala
www.health.kerala.gov.in

www.dhs.kerala.gov.in

controlroomdhskerala@gmail.com

KeralaHEALTH-COVID-19 DAILY VACCINATION BULLETIN

Date: 08/01/2022

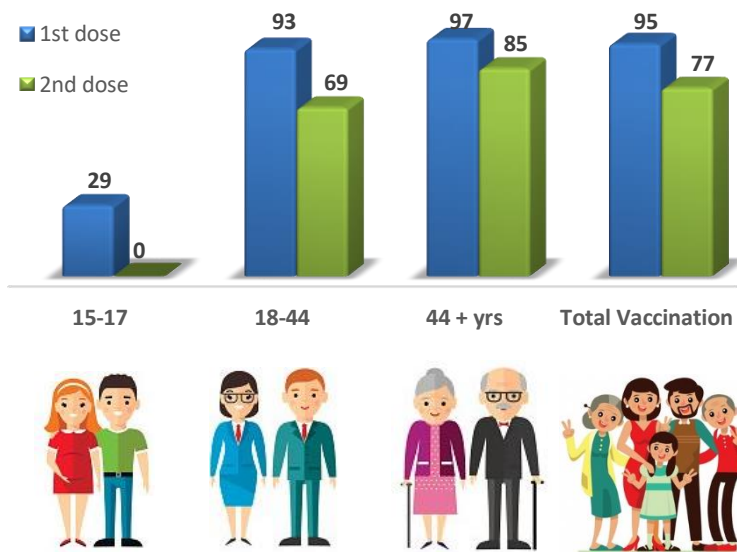
**OUR HEALTH OUR RESPONSIBILITY
VACCINE ADVISORY**

- *People who are vaccinated with Covid Vaccine are reported to have reduced Covid related ICU admissions, serious disease and death.*
- *Early vaccination is useful to safeguard our life from this deadly disease.*
- *Vaccination sessions are planned as per the availability of vaccine. All are requested to cooperate.*
- *After receiving the first dose, second dose of Covishield vaccine is be taken between 12–16weeks and second dose of Covaxin between 4-6 weeks.*
- *Covid vaccination is currently available to all above the age of 18*
- *Vaccination is available free of cost in all Government covid vaccination centers, and at a nominal rate (as per the GoI order F.No.2079203/2021/Immunization) in selected private Hospitals.*
- **ENSURE ALL YOUR ELIGIBLE FAMILY MEMBERS ARE PROTECTED BY RECEIVING ANY OF THE AVAILABLE COVID VACCINE.**
- **“BOTH COVAXIN AND COVISHIELD ARE EQUALLY EFFECTIVE AND SAFE”**
- **“BE FULLY PROTECTED – GET THE SECOND DOSE AT YOUR SCHEDULED TIME”**

ANALYSIS

COVID-19 mass vaccinations are showing signs of preventing illness and steep decline in cases and hospital admissions in countries which done vaccination. Kerala started its vaccination for health care workers from January 16, 2021. The COVID-19 Vaccines Operational Guidelines issued by the Ministry of Health and Family Welfare, Govt. of India, 28th December 2020 and all subsequent Guidelines issued by Ministry of Health and Family Welfare, Govt of India are followed at the sites and all vaccination lanes

Summary of COVID Vaccine Administered as on 08-01-2022 midnight



95% of eligible population vaccinated with a single dose till January 08

95%

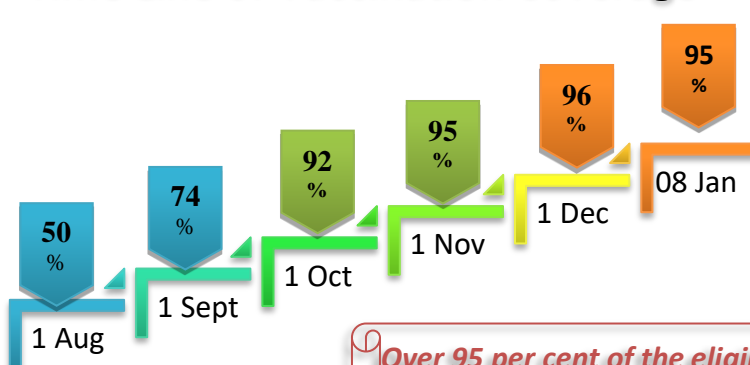
77% of eligible population vaccinated with double dose till January 08

77%

State has vaccinated more than 97% of people aged more than 45 years with a single dose

97%

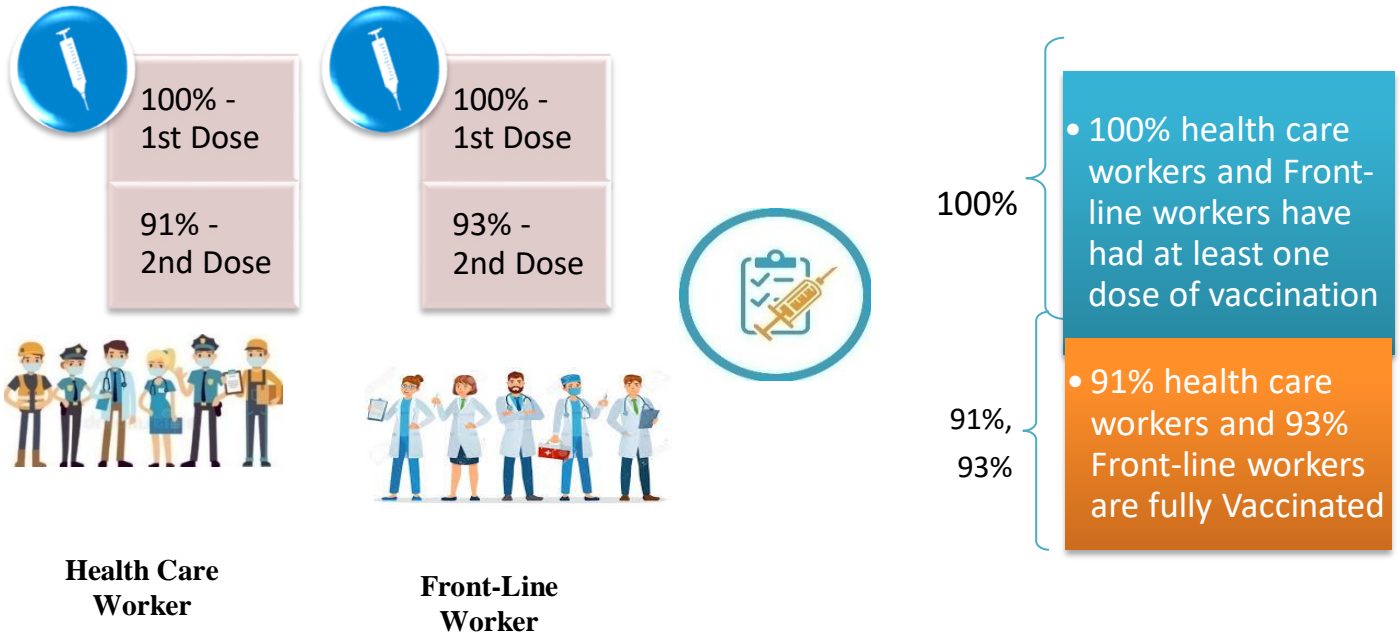
Time Line of Vaccination Coverage



Kerala began administration of COVID 19 Vaccines on 16th January, 2021. As of 08th January 2022, Kerala has administered over 48 million doses overall, including first and second doses of vaccines.


Over 95 per cent of the eligible population (15 + years) in Kerala has been administered the first dose of the Covid-19 vaccine. The state has achieved the target within 358 days since the beginning of the vaccination drive on January

Health Care Workers & Front-line Workers Vaccinated



Are You Vaccinated? You Still Need to Practice:

- Even after vaccination, follow COVID appropriate behavior
- Practice Social Distancing and greet without physical contact
- Always wear clean face mask
- Wash your hands thoroughly and frequently or use hand sanitizer
- Follow the current COVID 19 guidelines to prevent further spread
- Stay Safe. Stay Strong. Get Vaccinated



Even After Getting Vaccinated Keep Taking Precautions to Protect Your Self

			
GET VACCINATED	WASH YOUR HANDS	WEAR A MASK	KEEP YOUR DISTANCE

The Race Towards Full Vaccination - Weekly Trend

01st Jan, 2022 – 07th Jan, 2022

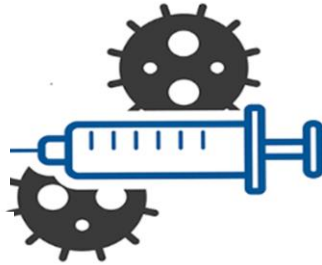
Kerala Administered over

8.99 Lakh

COVID Vaccine Doses

in the last 7 days

(01st Jan, 2022 to 7th Jan)

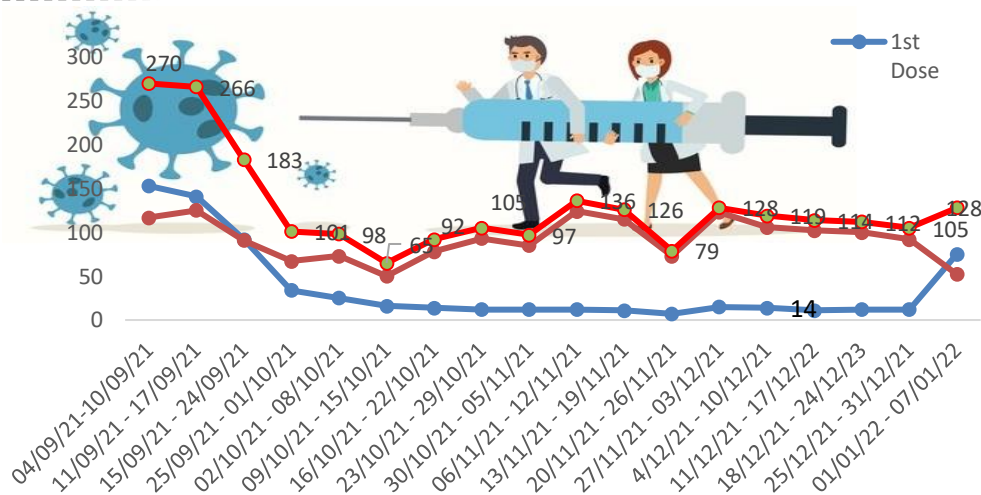


From 01st Jan, 2022 to 7th Jan, 2022 on average

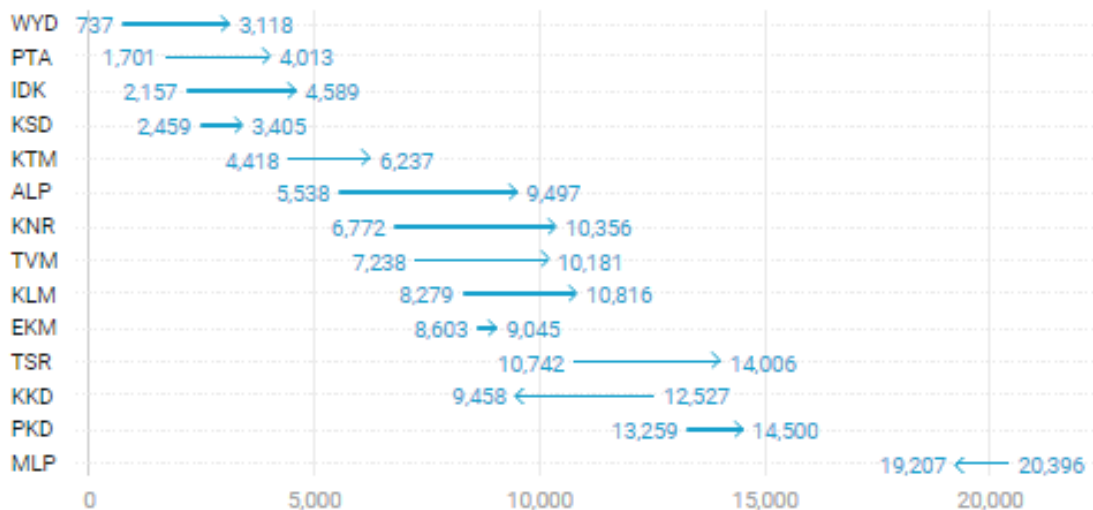
1.28 lakh

 doses were administered daily.

Average Doses Administered Per day per week (in 1000)



Trend in average per day vaccination for the last two weeks




Race Against Time – Vaccination Quarterly Status

(Q1:16th Jan-Mar, Q2: Apr-June, Q3: July-Sep, Q4: Oct - Dec)

Daily Average Dozes Administered per Quarter

In the first Quarter, only 42201 first dozes and 5324 second dozes were administered daily on average. During the second, third and fourth quarters, the daily vaccination of the first and second dozes increased significantly.

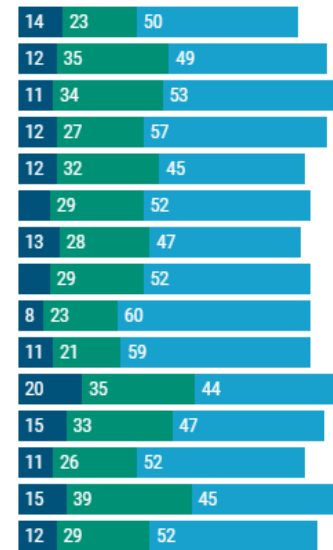


Vaccination Achievement per Quarter

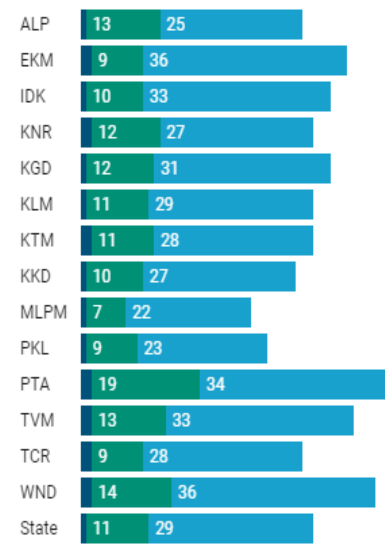
In the third quarter of the immunization drive, 52% of the eligible population (18 + age) in Kerala were given the first dose and 29% the second dose.

■ Q1 ■ Q2 ■ Q3

First Dose



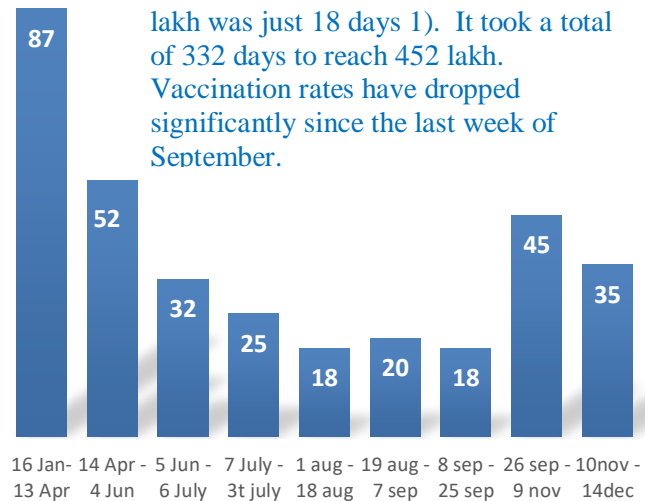
Second Dose



Dose Progression

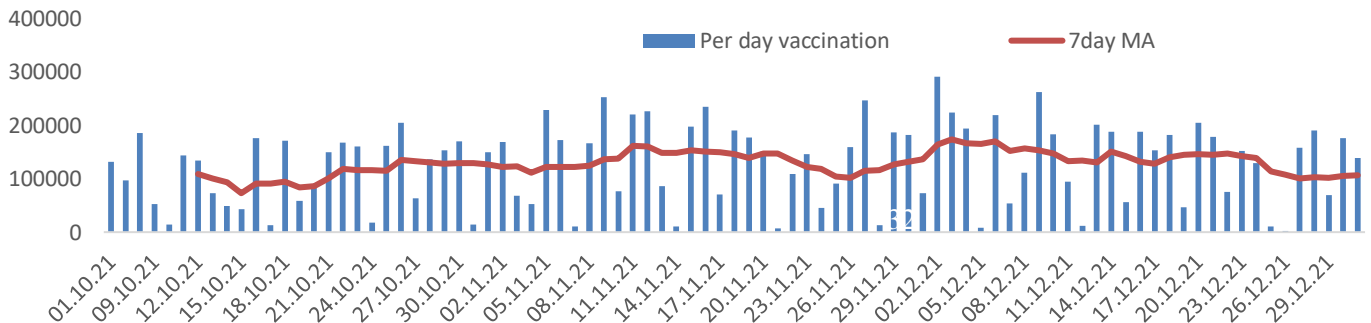
The chart shows the days taken for total COVID-19 Vaccination dozes(both first and second) in Kerala to cross every 50 lakh dose mark

It took 87 days to administer the first 50 lakh doses. The shortest time taken to 50 lakh was just 18 days 1). It took a total of 332 days to reach 452 lakh. Vaccination rates have dropped significantly since the last week of September.



Vaccine Administered per Day and 7 days Moving Average in Last Quarter (Oct -Dec)

The seven-day moving average of daily dozes in the last quarter showed a peak on December 2nd and continued to fluctuate thereafter



Important Message to the Public

- a. *Infection or infection rate is only a part and disease manifestation of disease is to be monitored*
- b. *Fatality among vaccinated people is very less. Disease severity among vaccinated people is less.*
- c. *People with comorbidity should be careful. Once detected covid positive they should get admitted and do not stay at home.*
- d. *Death among non-vaccinated people, especially people with comorbidity is because of late arrival in hospitals*
- e. *Diabetes and Hypertension together is the most common cause of patient death if they arrive late.*
- f. *Vaccinated people, only if symptomatic are advised to consult Doctor.*
- g. *Non Vaccinated people, if symptomatic, may do RTPCR test*
- h. *Antigen testing is only for emergency purpose*
- i. *Non vaccinated people with co-morbidities to do testing by RTPCR and consult doctor*
- j. *Repeat RTPCR is not needed among the people who are detected COVID positive in the previous 2 months*
- k. *All young person detected positive and at home isolation should do glucose test*

TABLE1.Total Vaccination done in the State as on 08/01/2022 midnight

State Summary till			09/01/2022	at 12 AM		
District	Target	First Dose	Percentage *	Second Dose	Percentage*	Total Doses Administered
Alappuzha	1785011	1618260	91%	1405986	79%	3,024,246
Ernakulam	3126405	3065796	98%	2468691	79%	5,534,487
Idukki	920421	903254	98%	706904	77%	1,610,158
Kannur	2011583	2028013	101%	1656984	82%	3,684,997
Kasaragod	1052859	963223	91%	765155	73%	1,728,378
Kollam	2198745	2076943	94%	1676603	76%	3,753,546
Kottayam	1647422	1564430	95%	1281573	78%	2,846,003
Kozhikode	2642551	2471188	94%	1929690	73%	4,400,878
Malappuram	3229570	3055788	95%	2213679	69%	5,269,467
Palakkad	2273003	2151849	95%	1688012	74%	3,839,861
Pathanamthitta	1085342	1097572	101%	887162	82%	1,984,734
Thiruvananthapuram	2820638	2699834	96%	2217748	79%	4,917,582
Thrissur	2669204	2475289	93%	2118366	79%	4,593,655
Wayanad	703231	697119	101%	576857	84%	1,273,976
Grand Total	28165985	26868558	95%	21593410	77%	48,461,968
	*Revised target population(> 18 years) as per MOHFW is 2.81 crores					
	*As per letter from Additional Secretary MOHFW- D O No 2317579/2021/Imm dated 15/09/2021. * Target includes all beneficiaries 15 years & above (Born in 2007 or before)					

TABLE2. Covid-19 Vaccination Center Functional in the State as on 08/01/2022 midnight

DISTRICTS	Public	Private	Total
Alappuzha	84	30	114
Ernakulam	18	56	74
Idukki	21	17	38
Kannur	104	9	113
Kasaragod	44	5	49
Kollam	80	16	96
Kottayam	67	13	80
Kozhikode	26	108	134
Malappuram	50	63	113
Palakkad	34	37	71
Pathanamthitta	62	68	130
Thiruvananthapuram	129	60	189
Thrissur	118	51	169
Wayanad	35	14	49
GrandTotal	872	547	1419

TABLE3. Health Care Workers Coverage as on 08/01/2022 midnight

<i>DISTRICT</i>	<i>1ST DOSE</i>	<i>Percentage</i>	<i>2ND DOSE</i>	<i>Percentage Fully Vaccinated</i>
Alappuzha	29006	100%	27013	93%
Ernakulam	85553	100%	75121	88%
Idukki	13550	100%	12911	95%
Kannur	40376	100%	37182	92%
Kasaragod	11610	100%	10704	92%
Kollam	36029	100%	33490	93%
Kottayam	38694	100%	35934	93%
Kozhikode	52729	100%	47599	90%
Malappuram	44821	100%	41554	93%
Palakkad	34668	100%	31669	91%
Pathanamthitta	29328	100%	24842	85%
Thiruvananthapuram	73412	100%	65810	90%
Thrissur	51908	100%	48863	94%
Wayanad	13976	100%	13227	95%
Grand Total	555660	100%	505919	91%

TABLE4. Frontline workers Coverage as on 08/01/2022 midnight

<i>DISTRICT</i>	<i>1ST DOSE</i>	<i>Percentage</i>	<i>2nd DOSE</i>	<i>Percentage Fully Vaccinated</i>
Alappuzha	39117	100%	36550	93%
Ernakulam	54914	100%	50038	91%
Idukki	22988	100%	21166	92%
Kannur	41371	100%	39822	96%
Kasaragod	24611	100%	22294	91%
Kollam	42220	100%	38464	91%
Kottayam	32131	100%	30389	95%
Kozhikode	55261	100%	52301	95%
Malappuram	53905	100%	50994	95%
Palakkad	48089	100%	45215	94%
Pathanamthitta	25244	100%	22345	89%
Thiruvananthapuram	72963	100%	67100	92%
Thrissur	41901	100%	40544	97%
Wayanad	17017	100%	16025	94%
Grand Total	571732	100%	533247	93%

TABLE5.Age-Appropriate Group (≥45Years) Coverage as on 08/01/2022 midnight

Age appropriate group (≥45years) Coverage as on 09/01/2022,12AM					
District	Target	1 st dose coverage	Percentage	2nd dose	Percentage Fully Vaccinated*
Alappuzha	960001	863912	90%	786803	82%
Ernakulam	1483234	1453496	98%	1276826	86%
Idukki	431545	440125	102%	380176	88%
Kannur	965897	956238	99%	858314	89%
Kasaragod	435487	431947	99%	374313	86%
Kollam	1038759	1054199	101%	918278	88%
Kottayam	896478	829855	93%	726590	81%
Kozhikode	1185845	1177562	99%	1014569	86%
Malappuram	1210980	1201727	99%	993861	82%
Palakkad	1051934	981185	93%	854175	81%
Pathanamthitta	575669	592035	103%	521481	91%
Thiruvananthapuram	1366301	1308321	96%	1145177	84%
Thrissur	1271199	1246513	98%	1135441	89%
Wayanad	298546	304780	102%	274204	92%
Grand Total	13171875	12841895	97%	11260208	85%

*Among those who took 1st Dose

TABLE6.Age-Appropriate Group (18-44 Years) Coverage as on 08/01/2022 midnight

18-44 years Coverage as on 09/01/2022 at 12 AM					
District	Target	First Dose		2nd Dose Coverage	Percentage fully vaccinated*
		1st Dose Coverage	Percentage		
Alappuzha	744178	648646	87%	555620	75%
Ernakulam	1470864	1455232	99%	1066706	73%
Idukki	437537	408074	93%	292651	67%
Kannur	947964	935778	99%	721666	76%
Kasaragod	556876	480774	86%	357844	64%
Kollam	1054752	902783	86%	686371	65%
Kottayam	665544	633911	95%	488660	73%
Kozhikode	1313678	1166805	89%	815221	62%
Malappuram	1777378	1730298	97%	1127270	63%
Palakkad	1088327	1043360	96%	756953	70%
Pathanamthitta	460819	431137	94%	318494	69%
Thiruvananthapuram	1309099	1207434	92%	939661	72%
Thrissur	1274465	1067113	84%	893518	70%
Wayanad	361152	345357	96%	273401	76%
Grand Total	13462633	12456702	93%	9294036	69%

*Among those who have taken first dose

TABLE 7. Age-Appropriate Group (15-17 Years) Coverage as on 08/01/2022 midnight

Table 6: Age appropriate group (15-17 years) coverage			
15-17 years Coverage as on		09/01/2022	at 12 AM
District	Target	1st Dose Coverage	Percentage
Alappuzha	80832	37579	46%
Ernakulam	172307	16601	10%
Idukki	51339	18517	36%
Kannur	97722	54250	56%
Kasaragod	60496	14281	24%
Kollam	105234	41712	40%
Kottayam	85400	29839	35%
Kozhikode	143028	18831	13%
Malappuram	241212	25037	10%
Palakkad	132742	44547	34%
Pathanamthitta	48854	19828	41%
Thiruvananthapuram	145238	37704	26%
Thrissur	123540	67854	55%
Wayanad	43533	15989	55%
Grand Total	1531477	442569	29%

TABLE 8. Achievement for the day 08/01/2022 midnight

<i>DISTRICT</i>	<i>1st Dose</i>	<i>2nd Dose</i>	<i>Total</i>
Alappuzha	13773	1763	15536
Ernakulam	3651	3667	7318
Idukki	2785	1162	3947
Kannur	29080	258	29338
Kasaragod	5651	235	5886
Kollam	14356	1664	16020
Kottayam	17610	252	17862
Kozhikode	6760	8600	15360
Malappuram	17239	9250	26489
Palakkad	18034	1419	19453
Pathanamthitta	7109	604	7713
Thiruvananthapuram	12343	3341	15684
Thrissur	25002	1888	26890
Wayanad	5422	169	5591
Grand Total	178815	34272	213087

** Vaccine stock details couldn't be downloaded from e-VIN portal as the portal is down.

TABLE 9.COVID Vaccination related sites

support@cowin.gov.in https://www.cowin.gov.in/home https://dashboard.kerala.gov.in/ https://dhs.kerala.gov.in/https://aogyakeralam.gov.in/https://sha.kerala.gov.in/

TABLE10. COVID Vaccination related Helpline numbers

National/State/District	Line1	Line2	Line3
National Helpline	1075	+91 1123978046	0120 4473222
Disha	1056	04712552056	
StateCallCenter	04712309251	04712309252	04712309255
Thiruvananthapuram	9188610100	1077	
Kollam	04742797609	8589015556	
Pathanamthitta	04682222515	04682228220	
Alappuzha	04772239999		
Kottayam	04812565200	04812304800	04812581900
Idukki	18004255640	04862232220	04862233118
Ernakulam	9072303861		
Thrissur	9400066921	9400066922	9400066923
Palakkad	04912505264	04912505189	8943341439
Malappuram	04832733253	04832737858	04832733252
Kozhikode	7594001442		
Wayanad	04936202343	04936202375	9072510900
Kannur	04972700194		
Kasargod	9061076590	9061079244	9061078026