



കേരള സർക്കാർ

COVID-19 OUTBREAK CONTROL AND PREVENTION STATE  
CELL HEALTH & FAMILY WELFARE DEPARTMENT  
Govt of Kerala  
[www.health.kerala.gov.in](http://www.health.kerala.gov.in)

[www.dhs.kerala.gov.in](http://www.dhs.kerala.gov.in)

[controlroomdhskerala@gmail.com](mailto:controlroomdhskerala@gmail.com)

**KeralaHEALTH-COVID-19 DAILY VACCINATION BULLETIN**

**Date: 10/01/2022**

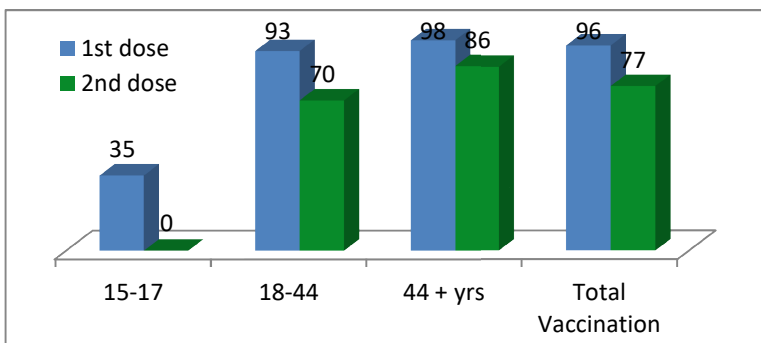
**OUR HEALTH OUR RESPONSIBILITY  
VACCINE ADVISORY**

- *People who are vaccinated with Covid Vaccine are reported to have reduced Covid related ICU admissions, serious disease and death.*
- *Early vaccination is useful to safeguard our life from this deadly disease.*
- *Vaccination sessions are planned as per the availability of vaccine. All are requested to cooperate.*
- *After receiving the first dose, second dose of Covishield vaccine is to be taken between 12–16 weeks and second dose of Covaxin between 4-6 weeks.*
- *Covid vaccination is currently available to all above the age of 18*
- *Vaccination is available free of cost in all Government covid vaccination centers, and at a nominal rate (as per the GoI order F.No.2079203/2021/Immunization) in selected private Hospitals.*
- **ENSURE ALL YOUR ELIGIBLE FAMILY MEMBERS ARE PROTECTED BY RECEIVING ANY OF THE AVAILABLE COVID VACCINE.**
- **“BOTH COVAXIN AND COVISHIELD ARE EQUALLY EFFECTIVE AND SAFE”**
- **“BE FULLY PROTECTED – GET THE SECOND DOSE AT YOUR SCHEDULED TIME”**

### ANALYSIS

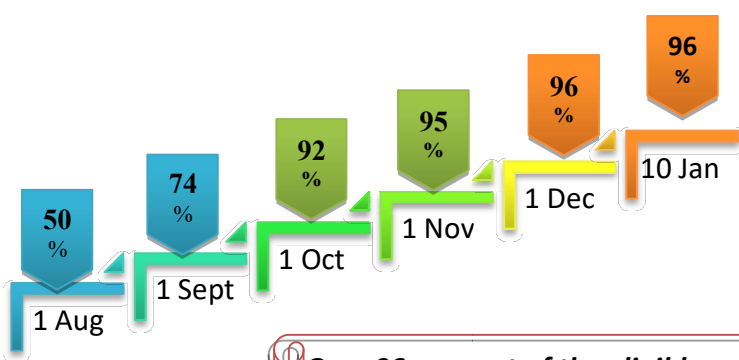
COVID-19 mass vaccinations are showing signs of preventing illness and steep decline in cases and hospital admissions in countries which done vaccination. Kerala started its vaccination for health care workers from January 16, 2021. The COVID-19 Vaccines Operational Guidelines issued by the Ministry of Health and Family Welfare, Govt. of India, 28th December 2020 and all subsequent Guidelines issued by Ministry of Health and Family Welfare, Govt of India are followed at the sites and all vaccination lanes

### Summary of COVID Vaccine Administered as on 10-01-2022 midnight



- 96%** of eligible population vaccinated with a single dose till January 10
- 77%** of eligible population vaccinated with double dose till January 10
- State has vaccinated more than **98%** of people aged more than 45 years with a single dose

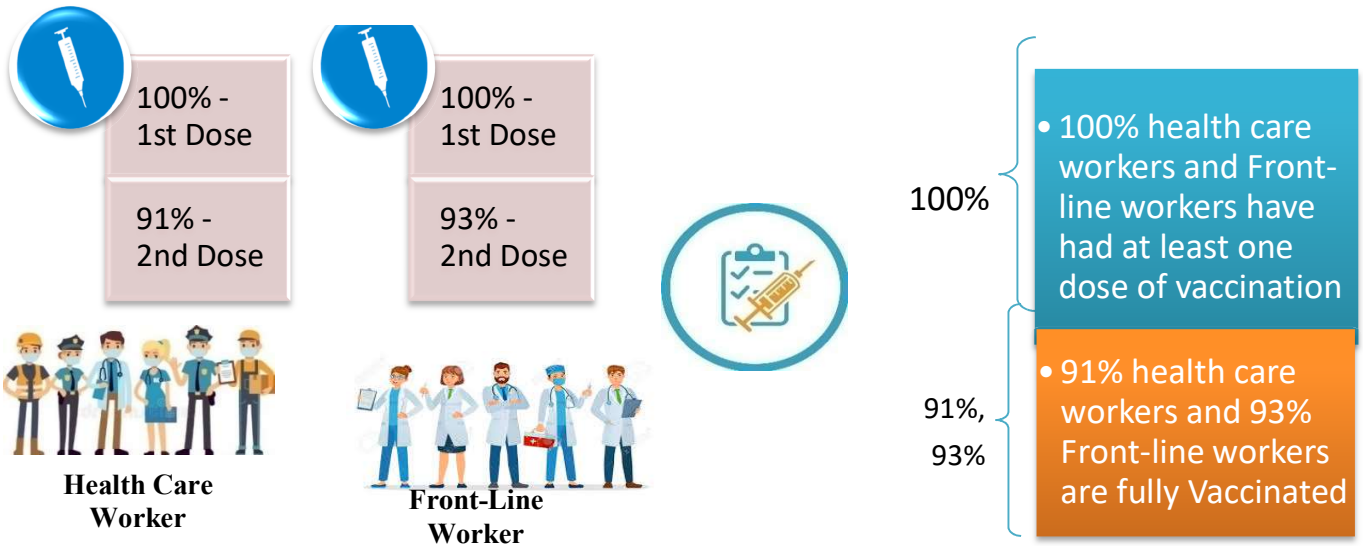
### Time Line of Vaccination Coverage



Kerala began administration of COVID 19 Vaccines on 16<sup>th</sup> January, 2021. As of 10<sup>th</sup> January 2022, Kerala has administered over 48 million doses overall, including first and second doses of vaccines.

**Over 96 per cent of the eligible population (15 + years) in Kerala has been administered the first dose of the Covid-19 vaccine. The state has achieved the target within 360 days since the beginning of the vaccination drive on January 16.**

## Health Care Workers & Front-line Workers Vaccinated



### Are You Vaccinated? You Still Need to Practice: SMS

- Even after vaccination, follow COVID appropriate behavior
- Practice Social Distancing and greet without physical contact
- Always wear clean face mask
- Wash your hands thoroughly and frequently or use hand sanitizer
- Follow the current COVID 19 guidelines to prevent further spread
- Stay Safe. Stay Strong. Get Vaccinated



Even After Getting Vaccinated Keep Taking Precautions to Protect Your Self



**GET VACCINATED**



**WASH YOUR HANDS**



**WEAR A MASK**



**KEEP YOUR DISTANCE**

## The Race Towards Full Vaccination - Weekly Trend

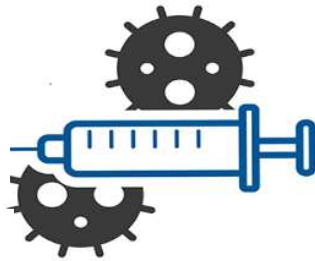
01<sup>st</sup> Jan, 2022 – 07<sup>th</sup> Jan, 2022

Kerala Administered over

# 8.99 Lakh

COVID Vaccine Doses

in the last 7 days  
(01st Jan, 2022 to 7<sup>th</sup> Jan)

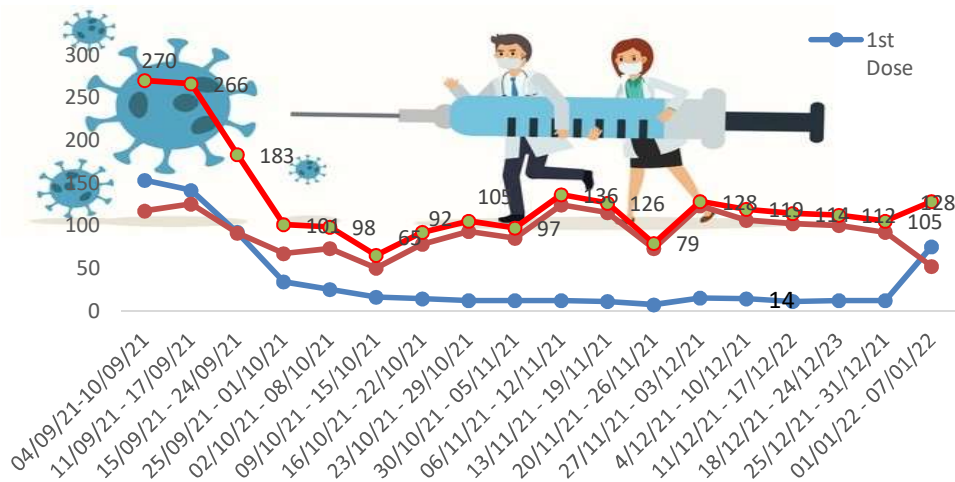


From 01<sup>st</sup> Jan, 2022 to 7<sup>th</sup> Jan, 2022  
on average

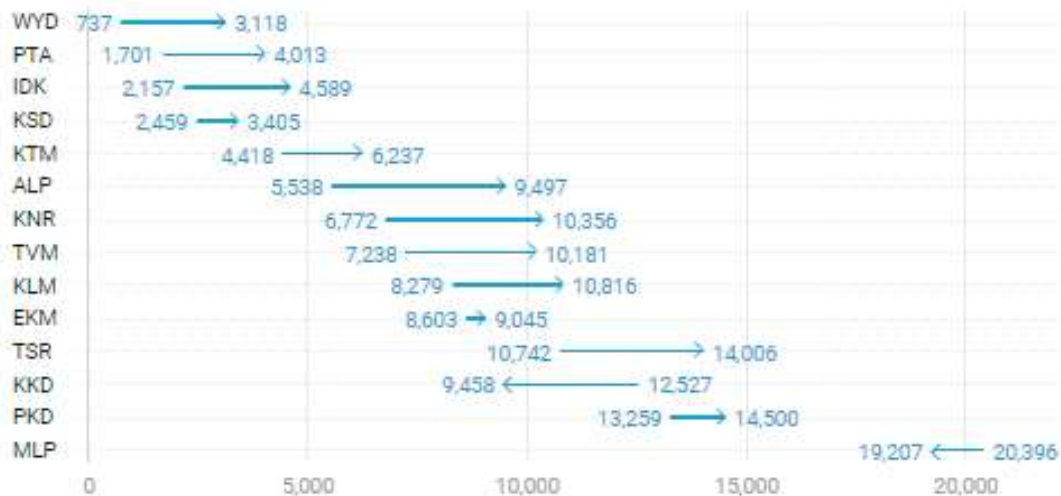
# 1.28 lakh

 doses were  
administered daily.

Average Doses Administered Per day per week (in 1000)



Trend in average per day vaccination for the last two weeks

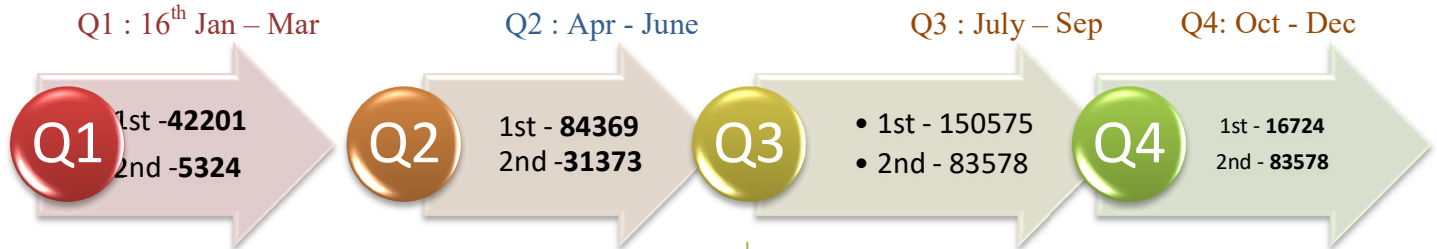


# Race Against Time – Vaccination Quarterly Status

(Q1:16<sup>th</sup> Jan-Mar, Q2: Apr-June, Q3: July-Sep, Q4: Oct - Dec)

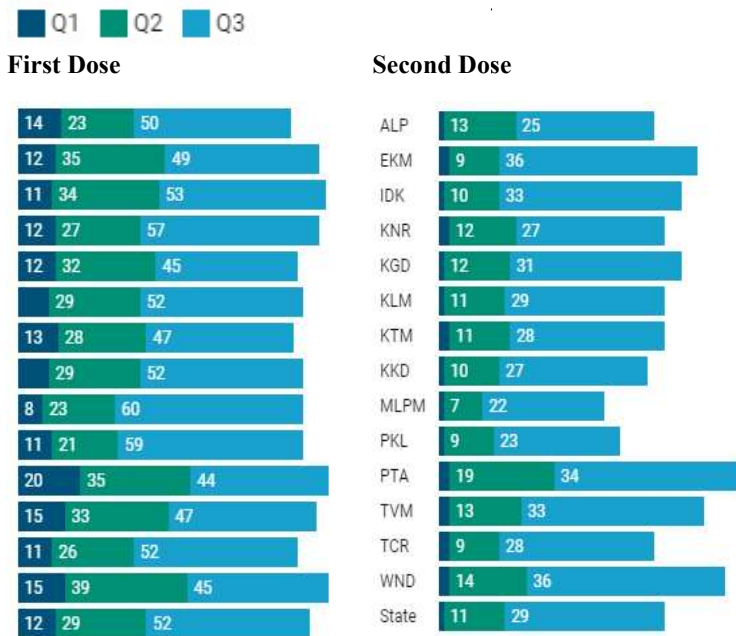
## Daily Average Dozes Administered per Quarter

In the first Quarter, only 42201 first dozes and 5324 second dozes were administered daily on average. During the second, third and fourth quarters, the daily vaccination of the first and second dozes increased significantly.



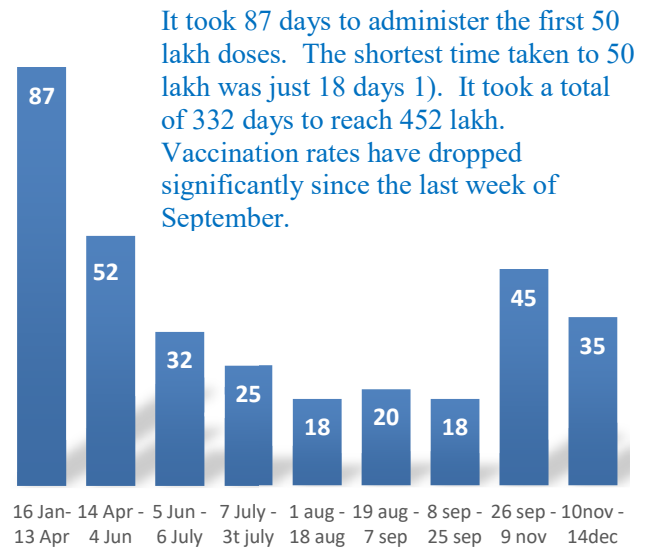
## Vaccination Achievement per Quarter

In the third quarter of the immunization drive, 52% of the eligible population (18 + age) in Kerala were given the first dose and 29% the second dose.



## Dose Progression

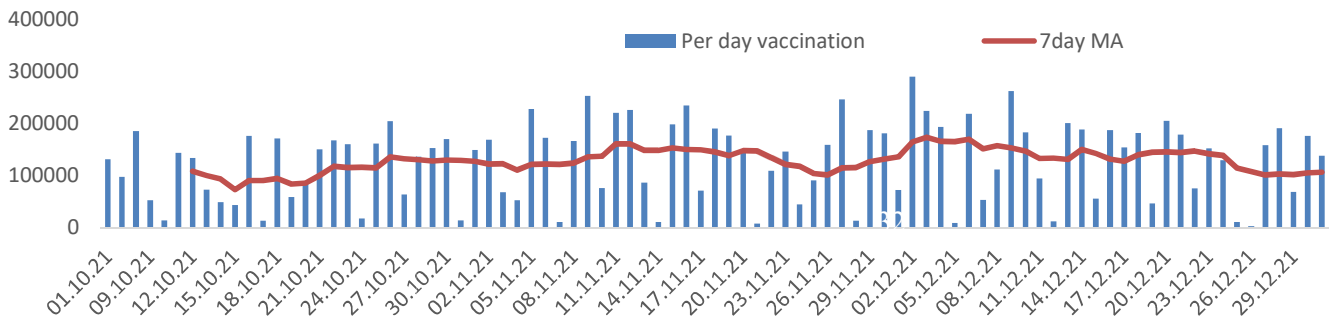
The chart shows the days taken for total COVID-19 Vaccination doses(both first and second) in Kerala to cross every 50 lakh dose mark



It took 87 days to administer the first 50 lakh doses. The shortest time taken to 50 lakh was just 18 days 1). It took a total of 332 days to reach 452 lakh. Vaccination rates have dropped significantly since the last week of September.

## Vaccine Administered per Day and 7 days Moving Average in Last Quarter (Oct -Dec)

The seven-day moving average of daily dozes in the last quarter showed a peak on December 2<sup>nd</sup> and continued to fluctuate thereafter



## Important Message to the Public

- a. *Infection or infection rate is only a part and disease manifestation of disease is to be monitored*
- b. *Fatality among vaccinated people is very less. Disease severity among vaccinated people is less.*
- c. *People with comorbidity should be careful. Once detected covid positive they should get admitted and do not stay at home.*
- d. *Death among non-vaccinated people, especially people with comorbidity is because of late arrival in hospitals*
- e. *Diabetes and Hypertension together is the most common cause of patient death if they arrive late.*
- f. *Vaccinated people, only if symptomatic are advised to consult Doctor.*
- g. *Non Vaccinated people, if symptomatic, may do RTPCR test*
- h. *Antigen testing is only for emergency purpose*
- i. *Non vaccinated people with co-morbidities to do testing by RTPCR and consult doctor*
- j. *Repeat RTPCR is not needed among the people who are detected COVID positive in the previous 2 months*
- k. *All young person detected positive and at home isolation should do glucose test*

TABLE1.Total Vaccination done in the State as on 10/01/2022 midnight

State Summary-Total doses administered till				11-01-2022		at 12 AM	
District	Target	First Dose	Percentage	Second Dose	Percentage*	Total Precaution doses	Total doses administered
Alappuzha	1785011	1630203	91%	1412141	79%	1,770	3044114
Ernakulam	3126405	3074175	98%	2477412	79%	2,901	5554488
Idukki	920421	908989	99%	708947	77%	720	1618656
Kannur	2011583	2039634	101%	1662584	83%	1,464	3703682
Kasaragod	1052859	965931	92%	770495	73%	987	1737413
Kollam	2198745	2086104	95%	1688473	77%	3,188	3777765
Kottayam	1647422	1579762	96%	1284805	78%	1,705	2866272
Kozhikode	2642551	2480296	94%	1935464	73%	2,233	4417993
Malappuram	3229570	3076679	95%	2238657	69%	841	5316177
Palakkad	2273003	2167811	95%	1698032	75%	937	3866780
Pathanamthitta	1085342	1103100	102%	889611	82%	1,748	1994459
Thiruvananthapuram	2820638	2710678	96%	2220855	79%	6,462	4937995
Thrissur	2669204	2493878	93%	2124800	80%	5,339	4624017
Wayanad	688943	702857	102%	577862	84%	896	1281615
<b>Grand Total</b>	<b>2,81,51,697</b>	<b>2,70,20,097</b>	<b>96%</b>	<b>2,16,90,138</b>	<b>77%</b>	<b>31,191</b>	<b>4,87,41,426</b>

*Target includes all beneficiaries 15 years & above (Born in 2007 or before)*

TABLE2. Covid-19 Vaccination Center Functional in the State as on 10/01/2022 midnight

DISTRICTS	Public	Private	Total
Alappuzha	25	91	116
Ernakulam	53	92	145
Idukki	33	31	64
Kannur	46	62	108
Kasaragod	1	51	52
Kollam	33	96	129
Kottayam	56	43	99
Kozhikode	91	40	131
Malappuram	55	99	154
Palakkad	47	56	103
Pathanamthitta	65	73	138
Thiruvananthapuram	33	124	157
Thrissur	38	134	172
Wayanad	34	19	53
<b>GrandTotal</b>	<b>610</b>	<b>1011</b>	<b>1621</b>

TABLE3. Health Care Workers Coverage as on 10/01/2022 midnight

<b>DISTRICT</b>	<b>1st DOSE</b>	<b>2nd Dose</b>	<b>% fully vaccinated</b>	<b>Precaution dose</b>
<b>Alappuzha</b>	29008	27023	93%	1073
<b>Ernakulam</b>	85553	75140	88%	1806
<b>Idukki</b>	13550	12914	95%	407
<b>Kannur</b>	40378	37189	92%	1074
<b>Kasaragod</b>	11610	10711	92%	712
<b>Kollam</b>	36029	33512	93%	2002
<b>Kottayam</b>	38694	35951	93%	862
<b>Kozhikode</b>	52729	47610	90%	1375
<b>Malappuram</b>	44823	41575	93%	710
<b>Palakkad</b>	34669	31683	91%	632
<b>Pathanamthitta</b>	29328	24865	85%	1133
<b>Thiruvananthapuram</b>	73412	65837	90%	3635
<b>Thrissur</b>	51909	48879	94%	3716
<b>Wayanad</b>	13977	13229	95%	634
<b>Grand Total</b>	<b>555669</b>	<b>506118</b>	<b>91%</b>	<b>19771</b>
1st Dose coverage for HCW is 100%				

TABLE4. Frontline workers Coverage as on 10/01/2022 midnight

<b>DISTRICT</b>	<b>1st dose</b>	<b>2nd Dose</b>	<b>% fully vaccinated</b>	<b>Precaution dose</b>
<b>Alappuzha</b>	39117	36558	93%	71
<b>Ernakulam</b>	54915	50047	91%	195
<b>Idukki</b>	22988	21167	92%	74
<b>Kannur</b>	41371	39824	96%	81
<b>Kasaragod</b>	24611	22301	91%	23
<b>Kollam</b>	42221	38478	91%	198
<b>Kottayam</b>	32131	30392	95%	245
<b>Kozhikode</b>	55261	52308	95%	161
<b>Malappuram</b>	53905	51003	95%	18
<b>Palakkad</b>	48090	45220	94%	53
<b>Pathanamthitta</b>	25244	22354	89%	132
<b>Thiruvananthapuram</b>	72964	67106	92%	662
<b>Thrissur</b>	41901	40549	97%	664
<b>Wayanad</b>	17017	16025	94%	78
<b>GrandTotal</b>	<b>571736</b>	<b>533332</b>	<b>93%</b>	<b>2655</b>
1st Dose coverage for FLW is 100%				



TABLE5.Age-Appropriate Group (≥45Years) Coverage as on 10/01/2022 midnight

≥45 years Coverage as on 11-01-2022 at 12 AM						
District	Target	1st Dose	Percentage	2nd Dose	Percentage fully vaccinated	Precaution dose (60+)
Alappuzha	960001	864243	90%	789003	82%	626
Ernakulam	1483234	1453786	98%	1278798	86%	900
Idukki	431545	440187	102%	380738	88%	239
Kannur	965897	956450	99%	860052	89%	309
Kasaragod	435487	432131	99%	375298	86%	252
Kollam	1038759	1054787	102%	922347	89%	988
Kottayam	896478	829969	93%	727701	81%	598
Kozhikode	1185845	1177830	99%	1016068	86%	697
Malappuram	1210980	1202675	99%	1000227	83%	113
Palakkad	1051934	981546	93%	856894	81%	252
Pathanamthitta	575669	592139	103%	522101	91%	483
Thiruvananthapuram	1366301	1308497	96%	1146038	84%	2165
Thrissur	1271199	1246811	98%	1137477	89%	959
Wayanad	298546	304802	102%	274389	92%	184
<b>Grand Total</b>	<b>13171875</b>	<b>12845853</b>	<b>98%</b>	<b>11287131</b>	<b>86%</b>	<b>8765</b>

TABLE6.Age-Appropriate Group (18-44 Years) Coverage as on 10/01/2022 midnight

18-44 years Coverage as on 11/01/2022 at 12 AM					
District	Target	First Dose		2nd Dose Coverage	Percentage fully vaccinated*
		1st Dose Coverage	Percentage		
Alappuzha	744178	652646	88%	559557	75%
Ernakulam	1470864	1458623	99%	1073427	73%
Idukki	437537	409696	94%	294128	67%
Kannur	947964	939679	99%	725519	77%
Kasaragod	556876	482854	87%	362185	65%
Kollam	1054752	906441	86%	694136	66%
Kottayam	665544	638836	96%	490761	74%
Kozhikode	1313678	1169885	89%	819478	62%
Malappuram	1777378	1738958	98%	1145852	64%
Palakkad	1088327	1048404	96%	764235	70%
Pathanamthitta	460819	433208	94%	320291	70%
Thiruvananthapuram	1309099	1211121	93%	941874	72%
Thrissur	1274465	1072516	84%	897895	70%
Wayanad	361152	346965	96%	274219	76%
<b>Grand Total</b>	<b>13462633</b>	<b>12509832</b>	<b>93%</b>	<b>9363557</b>	<b>70%</b>
*Among those who have taken first dose					

TABLE 7. Age-Appropriate Group (15-17 Years) Coverage as on 10/01/2022 midnight

<b>Table 6: Age appropriate group (15-17 years) coverage</b>			
<b>15-17 years Coverage as on</b>		<b>11/01/2022</b>	<b>at 12 AM</b>
<b>District</b>	<b>Target</b>	<b>1st Dose Coverage</b>	<b>Percentage</b>
Alappuzha	80832	45189	56%
Ernakulam	172307	21298	12%
Idukki	51339	22568	44%
Kannur	97722	61756	63%
Kasaragod	60496	14725	24%
Kollam	105234	46626	44%
Kottayam	85400	40132	47%
Kozhikode	143028	24591	17%
Malappuram	241212	36318	15%
Palakkad	132742	55102	42%
Pathanamthitta	48854	23181	47%
Thiruvananthapuram	145238	44684	31%
Thrissur	123540	80741	65%
Wayanad	43533	20096	46%
<b>Grand Total</b>	<b>1531477</b>	<b>537007</b>	<b>35%</b>

TABLE 8. Achievement for the day 10/01/2022 midnight

<b>Daily achievement 10-01-2022</b>				
<b>District</b>	<b>First Dose</b>	<b>Second Dose</b>	<b>Precaution dose</b>	<b>Total Doses Administered</b>
Alappuzha	3869	6008	1770	11647
Ernakulam	7797	7457	2901	18155
Idukki	5194	2030	720	7944
Kannur	8174	5548	1464	15186
Kasaragod	1311	2787	987	5085
Kollam	5934	10795	3188	19917
Kottayam	8008	3188	1705	12901
Kozhikode	8267	5297	2233	15797
Malappuram	15874	23127	841	39842
Palakkad	13774	9775	937	24486
Pathanamthitta	4000	2312	1748	8060
Thiruvananthapuram	3039	2693	6462	12194
Thrissur	3927	6290	5339	15556
Wayanad	2940	971	896	4807
<b>Grand Total</b>	<b>92108</b>	<b>88278</b>	<b>31191</b>	<b>211577</b>

\*\* Vaccine stock details couldn't be downloaded from e-VIN portal as the portal is down.

TABLE 9.COVID Vaccination related sites

<a href="mailto:support@cowin.gov.in">support@cowin.gov.in</a> <a href="https://www.cowin.gov.in/home">https://www.cowin.gov.in/home</a> <a href="https://dashboard.kerala.gov.in/">https://dashboard.kerala.gov.in/</a> <a href="https://dhs.kerala.gov.in/https://aogyakeralam.gov.in/https://sha.kerala.gov.in/">https://dhs.kerala.gov.in/https://aogyakeralam.gov.in/https://sha.kerala.gov.in/</a>
---

TABLE10. COVID Vaccination related Helpline numbers

National/State/District	Line1	Line2	Line3
National Helpline	1075	+91 1123978046	0120 4473222
Disha	1056	04712552056	
StateCallCenter	04712309251	04712309252	04712309255
Thiruvananthapuram	9188610100	1077	
Kollam	04742797609	8589015556	
Pathanamthitta	04682222515	04682228220	
Alappuzha	04772239999		
Kottayam	04812565200	04812304800	04812581900
Idukki	18004255640	04862232220	04862233118
Ernakulam	9072303861		
Thrissur	9400066921	9400066922	9400066923
Palakkad	04912505264	04912505189	8943341439
Malappuram	04832733253	04832737858	04832733252
Kozhikode	7594001442		
Wayanad	04936202343	04936202375	9072510900
Kannur	04972700194		
Kasargod	9061076590	9061079244	9061078026