



കേരള സർക്കാർ

COVID-19 OUTBREAK CONTROL AND PREVENTION STATE  
CELL HEALTH & FAMILY WELFARE DEPARTMENT  
Govt of Kerala  
[www.health.kerala.gov.in](http://www.health.kerala.gov.in)

[www.dhs.kerala.gov.in](http://www.dhs.kerala.gov.in)

[controlroomdhskerala@gmail.com](mailto:controlroomdhskerala@gmail.com)

**KeralaHEALTH-COVID-19 DAILY VACCINATION BULLETIN**

**Date: 11/01/2022**

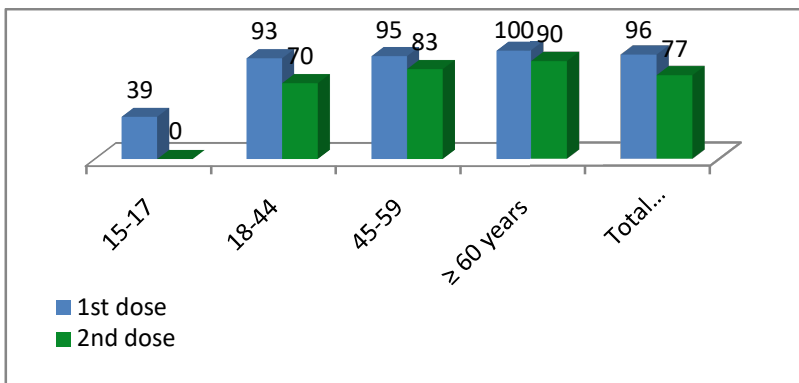
**OUR HEALTH OUR RESPONSIBILITY  
VACCINE ADVISORY**

- *People who are vaccinated with Covid Vaccine are reported to have reduced Covid related ICU admissions, serious disease and death.*
- *Early vaccination is useful to safeguard our life from this deadly disease.*
- *Vaccination sessions are planned as per the availability of vaccine. All are requested to cooperate.*
- *After receiving the first dose, second dose of Covishield vaccine is be taken between 12–16weeks and second dose of Covaxin between 4-6 weeks.*
- *Covid vaccination is currently available to all above the age of 18.*
- *Vaccination is available free of cost in all Government covid vaccination centers, and at a nominal rate (as per the GoI order F.No.2079203/2021/Immunization) in selected private Hospitals.*
- **ENSURE ALL YOUR ELIGIBLE FAMILY MEMBERS ARE PROTECTED BY RECEIVING ANY OF THE AVAILABLE COVID VACCINE.**
- **“BOTH COVAXIN AND COVISHIELD ARE EQUALLY EFFECTIVE AND SAFE”**
- **“BE FULLY PROTECTED – GET THE SECOND DOSE AT YOUR SCHEDULED TIME”**

## ANALYSIS

COVID-19 mass vaccinations are showing signs of preventing illness and steep decline in cases and hospital admissions in countries which done vaccination. Kerala started its vaccination for health care workers from January 16, 2021. The COVID-19 Vaccines Operational Guidelines issued by the Ministry of Health and Family Welfare, Govt. of India, 28th December 2020 and all subsequent Guidelines issued by Ministry of Health and Family Welfare, Govt of India are followed at the sites and all vaccination lanes

### Summary of COVID Vaccine Administered as on 11-01-2022 midnight



96% of eligible population vaccinated with a single dose till January 11



96%

77% of eligible population vaccinated with double dose till January 11



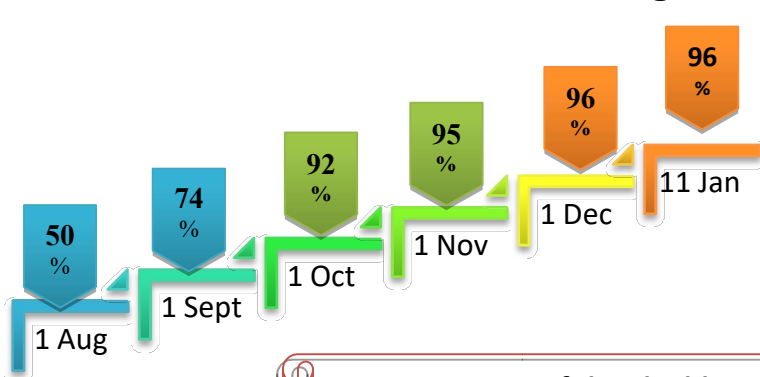
77%

State has vaccinated more than 95% of people aged more than 45-59 years with a single dose



98%

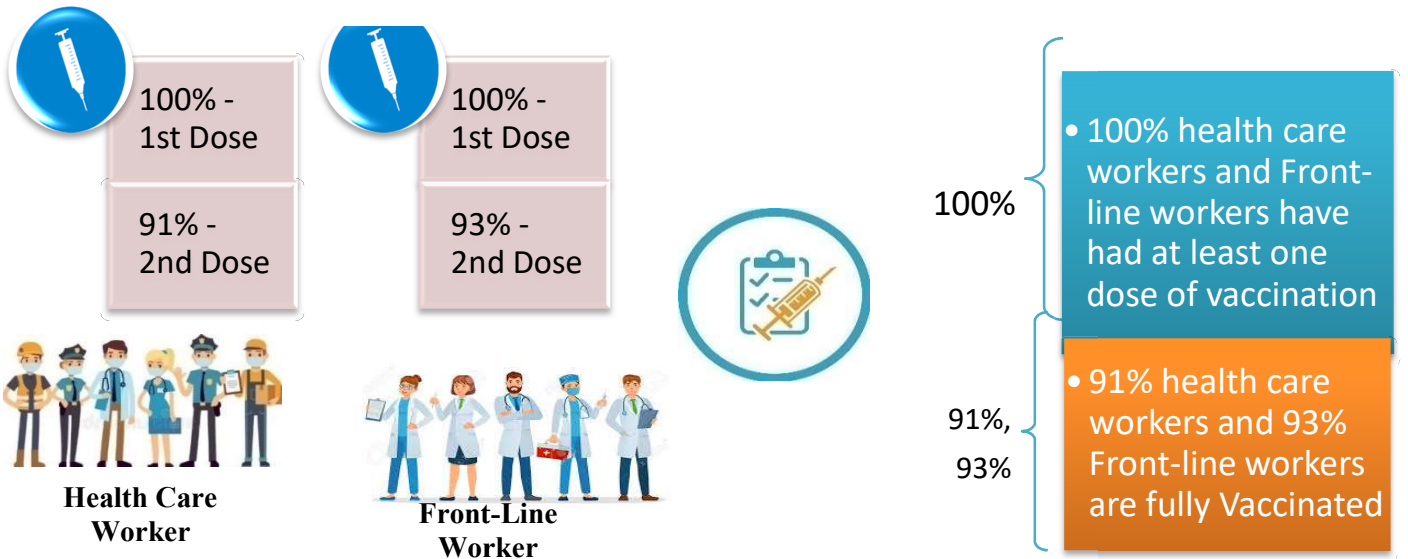
### Time Line of Vaccination Coverage



Kerala began administration of COVID 19 Vaccines on 16<sup>th</sup> January, 2021. As of 11<sup>th</sup> January 2022, Kerala has administered over 48 million doses overall, including first and second doses of vaccines.


**Over 96 per cent of the eligible population (15 + years) in Kerala has been administered the first dose of the Covid-19 vaccine. The state has achieved the target within 361 days since the beginning of the vaccination drive on January 16.**

# Health Care Workers & Front-line Workers Vaccinated



## Are You Vaccinated? You Still Need to Practice: SMS

- Even after vaccination, follow COVID appropriate behavior
- Practice Social Distancing and greet without physical contact
- Always wear clean face mask
- Wash your hands thoroughly and frequently or use hand sanitizer
- Follow the current COVID 19 guidelines to prevent further spread
- Stay Safe. Stay Strong. Get Vaccinated



Even After Getting Vaccinated Keep Taking Precautions to Protect Your Self



# The Race Towards Full Vaccination - Weekly Trend

01<sup>st</sup> Jan, 2022 – 07<sup>th</sup> Jan, 2022

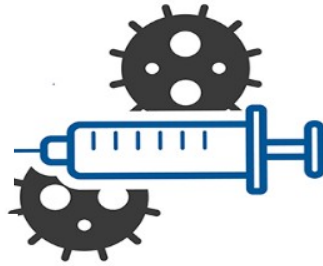
Kerala Administered over

## 8.99 Lakh

COVID Vaccine Doses

in the last 7 days

(01st Jan, 2022 to 7<sup>th</sup> Jan)

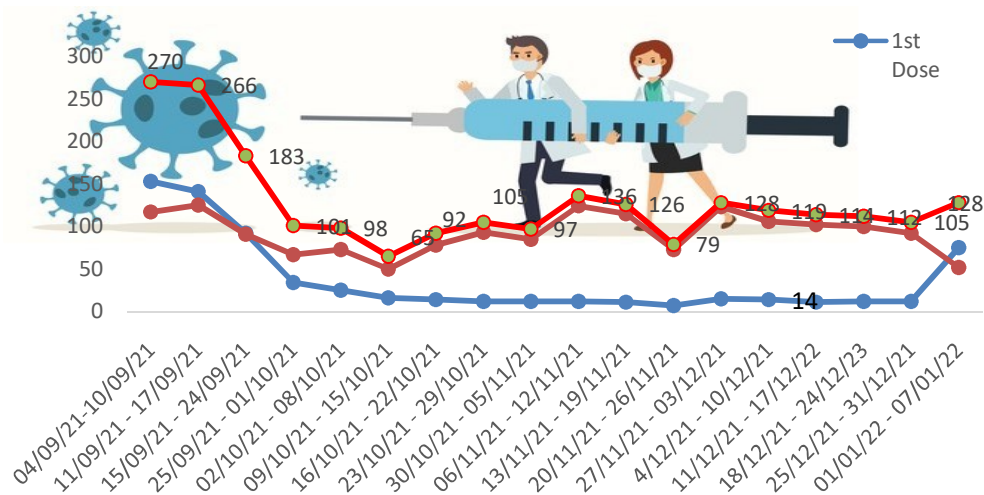


From 01<sup>st</sup> Jan, 2022 to 7<sup>th</sup> Jan, 2022 on average

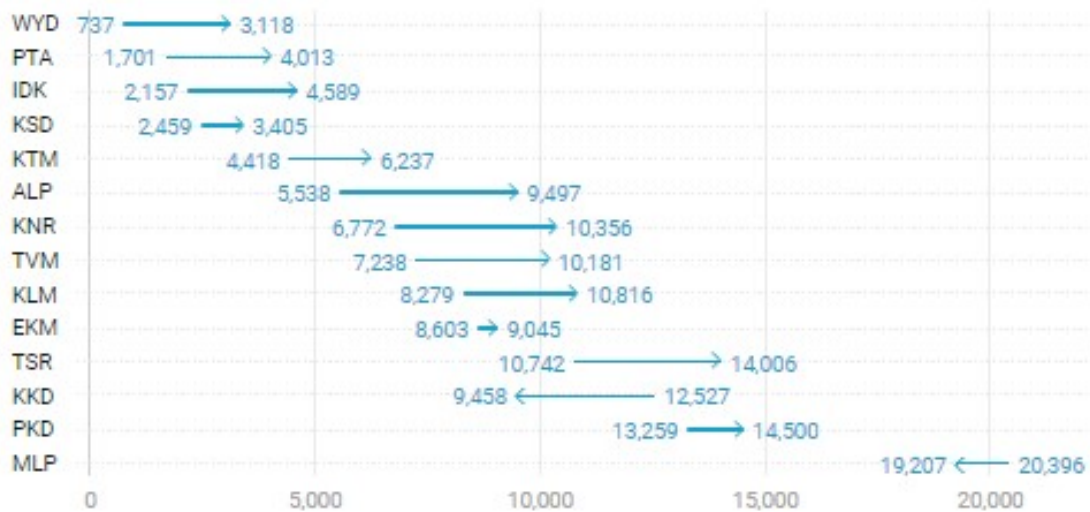
## 1.28 lakh

doses were administered daily.

Average Doses Administered Per day per week (in 1000)



Trend in average per day vaccination for the last two weeks



# Race Against Time – Vaccination Quarterly Status

(Q1: 16<sup>th</sup> Jan-Mar, Q2: Apr-June, Q3: July-Sep, Q4: Oct-Dec)

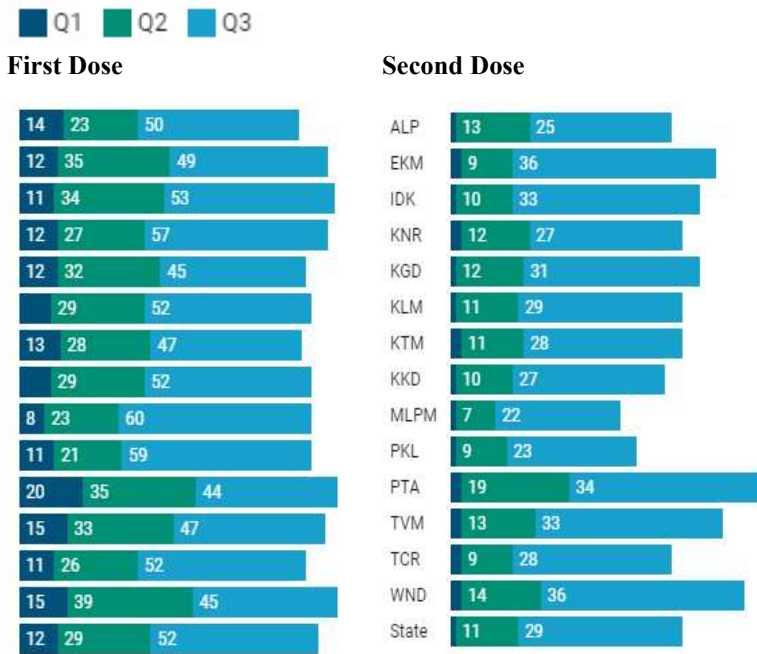
## Daily Average Dozes Administered per Quarter

In the first Quarter, only 42201 first dozes and 5324 second dozes were administered daily on average. During the second, third and fourth quarters, the daily vaccination of the first and second dozes increased significantly.



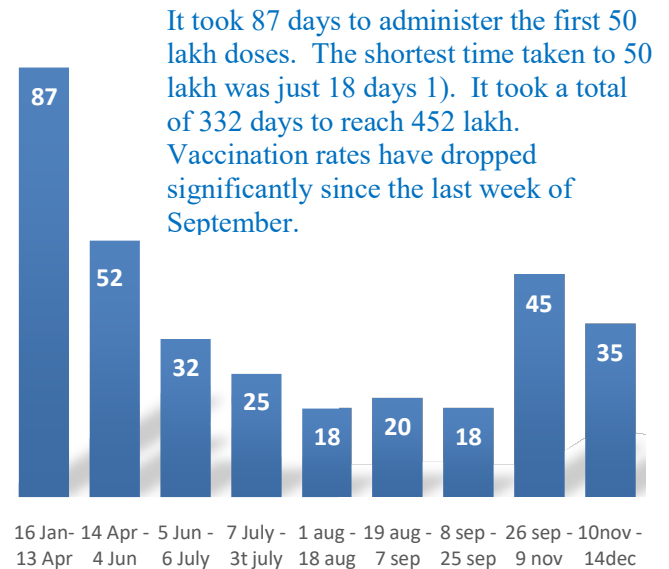
## Vaccination Achievement per Quarter

In the third quarter of the immunization drive, 52% of the eligible population (18 + age) in Kerala were given the first dose and 29% the second dose.



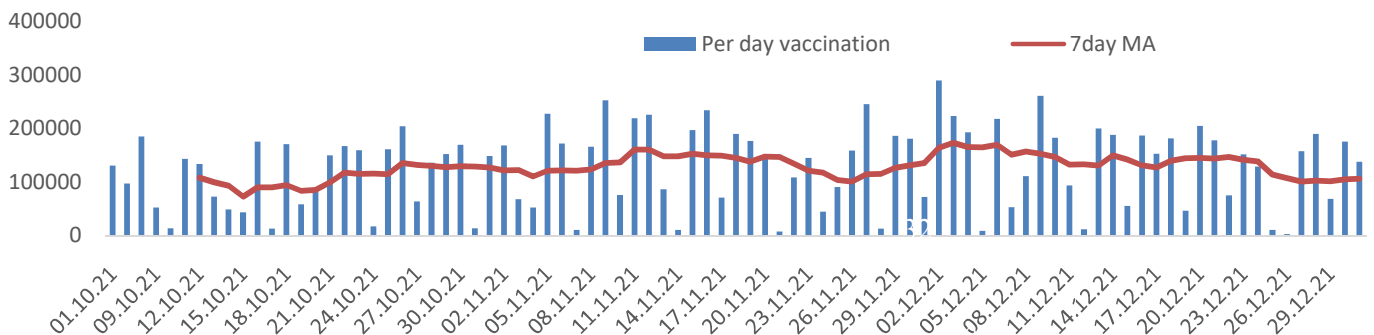
## Dose Progression

The chart shows the days taken for total COVID-19 Vaccination doses(both first and second) in Kerala to cross every 50 lakh dose mark



## Vaccine Administered per Day and 7 days Moving Average in Last Quarter (Oct -Dec)

The seven-day moving average of daily doses in the last quarter showed a peak on December 2<sup>nd</sup> and continued to fluctuate thereafter



## Important Message to the Public

- a. *Infection or infection rate is only a part and disease manifestation of disease is to be monitored*
- b. *Fatality among vaccinated people is very less. Disease severity among vaccinated people is less.*
- c. *People with comorbidity should be careful. Once detected covid positive they should get admitted and do not stay at home.*
- d. *Death among non-vaccinated people, especially people with comorbidity is because of late arrival in hospitals*
- e. *Diabetes and Hypertension together is the most common cause of patient death if they arrive late.*
- f. *Vaccinated people, only if symptomatic are advised to consult Doctor.*
- g. *Non Vaccinated people, if symptomatic, may do RTPCR test*
- h. *Antigen testing is only for emergency purpose*
- i. *Non vaccinated people with co-morbidities to do testing by RTPCR and consult doctor*
- j. *Repeat RTPCR is not needed among the people who are detected COVID positive in the previous 2 months*
- k. *All young person detected positive and at home isolation should do glucose test*



TABLE1. Total Vaccination done in the State as on 11/01/2022 midnight

State Summary-Total doses administered till				1/12/2022	at 12 AM			
District	Target	First Dose	Percent age	Second Dose	Percentage*	Precaution Dose	Percentage	Total doses administered
Alappuzha	1785011	1636255	92%	1413887	79%	3645	2%	3,053,787
Ernakulam	3126405	3084748	99%	2484365	79%	6214	2%	5,575,327
Idukki	920421	912402	99%	710904	77%	1579	2%	1,624,885
Kannur	2011583	2045988	102%	1670029	83%	4157	2%	3,720,174
Kasaragod	1052859	972820	92%	770705	73%	1095	2%	1,744,620
Kollam	2198745	2095213	95%	1693182	77%	4818	3%	3,793,213
Kottayam	1647422	1583270	96%	1291387	78%	4327	3%	2,878,984
Kozhikode	2642551	2486249	94%	1949320	74%	4726	2%	4,440,295
Malappuram	3229570	3091918	96%	2248083	70%	2673	1%	5,342,674
Palakkad	2273003	2181006	96%	1704933	75%	2555	1%	3,888,494
Pathanamthitta	1085342	1106425	102%	891128	82%	4044	3%	2,001,597
Thiruvananthapuram	2820638	2716630	96%	2230992	79%	11499	4%	4,959,121
Thrissur	2669204	2499186	94%	2130748	80%	9349	4%	4,639,283
Wayanad	688943	704561	102%	578675	84%	1798	3%	1,285,034
<b>Grand Total</b>	<b>28,151,697</b>	<b>27,116,671</b>	<b>96%</b>	<b>21,768,338</b>	<b>77%</b>	<b>62,479</b>	<b>3%</b>	<b>48,947,488</b>

TABLE2. Covid-19 Vaccination Center Functional in the State as on 11/01/2022 midnight

<i>DISTRICTS</i>	Public	Private	Total
<b>Alappuzha</b>	84	31	115
<b>Ernakulam</b>	61	92	153
<b>Idukki</b>	26	33	59
<b>Kannur</b>	26	75	101
<b>Kasaragod</b>	47	2	49
<b>Kollam</b>	66	48	114
<b>Kottayam</b>	18	81	99
<b>Kozhikode</b>	24	109	133
<b>Malappuram</b>	68	96	164
<b>Palakkad</b>	56	59	115
<b>Pathanamthitta</b>	65	73	138
<b>Thiruvananthapuram</b>	34	123	157
<b>Thrissur</b>	38	100	138
<b>Wayanad</b>	34	19	53
<b>GrandTotal</b>	<b>647</b>	<b>941</b>	<b>1588</b>

TABLE3. Health Care Workers Coverage as on 11/01/2022 midnight

<b>DISTRICT</b>	<b>1st DOSE</b>	<b>2nd Dose</b>	<b>% fully vaccinated</b>	<b>Precaution dose</b>	<b>Precaution dose (%)</b>
<b>Alappuzha</b>	29008	27035	93%	2112	7%
<b>Ernakulam</b>	85553	75160	88%	4067	5%
<b>Idukki</b>	13550	12919	95%	961	7%
<b>Kannur</b>	40378	37208	92%	3160	8%
<b>Kasaragod</b>	11610	10711	92%	748	6%
<b>Kollam</b>	36029	33527	93%	2964	8%
<b>Kottayam</b>	38694	35978	93%	2388	6%
<b>Kozhikode</b>	52729	47628	90%	3099	6%
<b>Malappuram</b>	44824	41587	93%	2278	5%
<b>Palakkad</b>	34669	31696	91%	1874	5%
<b>Pathanamthitta</b>	29328	24881	85%	2714	9%
<b>Thiruvananthapuram</b>	73412	65882	90%	6424	9%
<b>Thrissur</b>	51909	48904	94%	6221	12%
<b>Wayanad</b>	13977	13231	95%	1231	9%
<b>Grand Total</b>	<b>555670</b>	<b>506347</b>	<b>91%</b>	<b>40241</b>	<b>7%</b>
1st Dose coverage for HCW is 100%					

TABLE4. Frontline workers Coverage as on 11/01/2022 midnight

<b>DISTRICT</b>	<b>1st dose</b>	<b>2nd Dose</b>	<b>% fully vaccinated</b>	<b>Precaution dose</b>	<b>Precaution dose(%)</b>
<b>Alappuzha</b>	39117	36560	93%	348	0.9%
<b>Ernakulam</b>	54916	50050	91%	594	1.1%
<b>Idukki</b>	22988	21172	92%	242	1.1%
<b>Kannur</b>	41371	39831	96%	222	0.5%
<b>Kasaragod</b>	24611	22301	91%	88	0.4%
<b>Kollam</b>	42223	38493	91%	458	1.1%
<b>Kottayam</b>	32131	30399	95%	752	2.3%
<b>Kozhikode</b>	55261	52327	95%	394	0.7%
<b>Malappuram</b>	53905	51009	95%	170	0.3%
<b>Palakkad</b>	48091	45229	94%	183	0.4%
<b>Pathanamthitta</b>	25244	22364	89%	498	2.0%
<b>Thiruvananthapuram</b>	72965	67128	92%	1585	2.2%
<b>Thrissur</b>	41901	40567	97%	1564	3.7%
<b>Wayanad</b>	17017	16029	94%	222	1.3%
<b>GrandTotal</b>	<b>571741</b>	<b>533459</b>	<b>93%</b>	<b>7320</b>	<b>1.3%</b>
1st Dose coverage for FLW is 100%					



TABLE5.Age-Appropriate Group (45-59 Years) Coverage as on 11/01/2022 midnight

<b>Table 5: Age appropriate group (45-59 years) coverage</b>					
<b>45-59 years Coverage as on 12/01/2022 at 12 AM</b>					
<b>District</b>	<b>Target</b>	<b>1st Dose Coverage</b>	<b>Percentage</b>	<b>2nd Dose Coverage</b>	<b>Percentage fully vaccinated</b>
Alappuzha	535436	436894	82%	399281	75%
Ernakulam	809349	779983	96%	673712	83%
Idukki	237564	246226	104%	212336	89%
Kannur	527295	513517	97%	459919	87%
Kasaragod	253027	250963	99%	217974	86%
Kollam	541201	557211	103%	481481	89%
Kottayam	478470	412098	86%	356868	75%
Kozhikode	658949	651192	99%	554551	84%
Malappuram	733338	717139	98%	584591	80%
Palakkad	614226	543910	89%	470610	77%
Pathanamthitta	264372	280854	106%	246261	93%
Thiruvananthapuram	735836	678232	92%	591746	80%
Thrissur	689418	660950	96%	596468	87%
Wayanad	170537	176800	104%	161711	95%
<b>Grand Total</b>	<b>7249018</b>	<b>6905969</b>	<b>95%</b>	<b>6007509</b>	<b>83%</b>

TABLE6.Age-Appropriate Group (≥60 Years) Coverage as on 11/01/2022 midnight

<b>Table 6: Age appropriate group (≥ 60 years) coverage</b>							
<b>≥ 60 years Coverage as on 12/01/2022 at 12 AM</b>							
<b>District</b>	<b>Target</b>	<b>1st Dose Coverage</b>	<b>Percentage</b>	<b>2nd Dose Coverage</b>	<b>Percentage fully vaccinated</b>	<b>Precaution dose</b>	<b>%</b>
Alappuzha	424565	427451	101%	390365	92%	1185	1%
Ernakulam	673885	674025	100%	606996	90%	1553	1%
Idukki	193981	194020	100%	168963	87%	376	1%
Kannur	438602	443204	101%	402214	92%	775	1%
Kasaragod	182460	181180	99%	157381	86%	259	1%
Kollam	497558	497855	100%	442493	89%	1396	1%
Kottayam	418008	418123	100%	373226	89%	1187	1%
Kozhikode	526896	527134	100%	465338	88%	1233	1%
Malappuram	477642	485873	102%	418087	88%	225	0.2%
Palakkad	437708	437879	100%	388209	89%	498	1%
Pathanamthitta	311297	311353	100%	276183	89%	832	1%
Thiruvananthapuram	630465	630666	100%	557182	88%	3490	3%
Thrissur	581781	586121	101%	542919	93%	1564	1%
Wayanad	128009	128026	100%	112833	88%	345	1%
<b>Grand Total</b>	<b>5922857</b>	<b>5942910</b>	<b>100%</b>	<b>5302389</b>	<b>90%</b>	<b>14918</b>	<b>1%</b>

TABLE 6. Age-Appropriate Group (18-44 Years) Coverage as on 11/01/2022 midnight

18-44 years Coverage as on 12/01/2022 at 12 AM					
District	Target	First Dose		2nd Dose Coverage	Percentage fully vaccinated*
		1st Dose Coverage	Percentage		
Alappuzha	744178	654450	88%	560646	75%
Ernakulam	1470864	1462594	99%	1078447	73%
Idukki	437537	410643	94%	295514	68%
Kannur	947964	942538	99%	730857	77%
Kasaragod	556876	484143	87%	362338	65%
Kollam	1054752	909420	86%	697188	66%
Kottayam	665544	640439	96%	494916	74%
Kozhikode	1313678	1172657	89%	829476	63%
Malappuram	1777378	1745065	98%	1152809	65%
Palakkad	1088327	1052221	97%	769189	71%
Pathanamthitta	460819	434421	94%	321439	70%
Thiruvananthapuram	1309099	1213901	93%	949054	72%
Thrissur	1274465	1074730	84%	901890	71%
Wayanad	361152	347446	96%	274871	76%
<b>Grand Total</b>	<b>13462633</b>	<b>12544668</b>	<b>93%</b>	<b>9418634</b>	<b>70%</b>

\*Among those who have taken first dose

TABLE 7. Age-Appropriate Group (15-17 Years) Coverage as on 11/01/2022 midnight

Table 6: Age appropriate group (15-17 years) coverage			
15-17 years Coverage as on		11/01/2022	at 12 AM
District	Target	1st Dose Coverage	Percentage
Alappuzha	80832	49335	61%
Ernakulam	172307	27677	16%
Idukki	51339	24975	49%
Kannur	97722	64980	66%
Kasaragod	60496	20313	34%
Kollam	105234	52475	50%
Kottayam	85400	41785	49%
Kozhikode	143028	27276	19%
Malappuram	241212	45112	19%
Palakkad	132742	64236	48%
Pathanamthitta	48854	25225	52%
Thiruvananthapuram	145238	47454	33%
Thrissur	123540	83575	68%
Wayanad	43533	21295	49%
<b>Grand Total</b>	<b>1531477</b>	<b>595713</b>	<b>39%</b>

TABLE 8. Achievement for the day 11/01/2022 midnight

Daily achievement 12-01-2022				
District	First Dose	Second Dose	Precaution dose	Total Doses Administered
Alappuzha	6052	1745	1873	9670
Ernakulam	10567	6950	3302	20819
Idukki	3410	1957	859	6226
Kannur	6214	7383	2688	16285
Kasaragod	6889	206	108	7203
Kollam	9107	4707	1630	15444
Kottayam	3507	6582	2621	12710
Kozhikode	5950	13847	2492	22289
Malappuram	15221	9394	1831	26446
Palakkad	13190	6896	1613	21699
Pathanamthitta	3323	1514	2287	7124
Thiruvananthapuram	5950	10136	5037	21123
Thrissur	5309	5945	4009	15263
Wayanad	1698	813	902	3413
<b>Grand Total</b>	<b>96387</b>	<b>78075</b>	<b>31252</b>	<b>205714</b>

\*\* Vaccine stock details couldn't be downloaded from e-VIN portal as the portal is down.

TABLE 9.COVID Vaccination related sites

<a href="mailto:support@cowin.gov.in">support@cowin.gov.in</a> <a href="https://www.cowin.gov.in/home">https://www.cowin.gov.in/home</a> <a href="https://dashboard.kerala.gov.in/">https://dashboard.kerala.gov.in/</a> <a href="https://dhs.kerala.gov.in/https://aogyakeralam.gov.in/https://sha.kerala.gov.in/">https://dhs.kerala.gov.in/https://aogyakeralam.gov.in/https://sha.kerala.gov.in/</a>
---

TABLE10. COVID Vaccination related Helpline numbers

<b>National/State/District</b>	<b>Line1</b>	<b>Line2</b>	<b>Line3</b>
National Helpline	1075	+91 1123978046	0120 4473222
Disha	1056	04712552056	
StateCallCenter	04712309251	04712309252	04712309255
Thiruvananthapuram	9188610100	1077	
Kollam	04742797609	8589015556	
Pathanamthitta	04682222515	04682228220	
Alappuzha	04772239999		
Kottayam	04812565200	04812304800	04812581900
Idukki	18004255640	04862232220	04862233118
Ernakulam	9072303861		
Thrissur	9400066921	9400066922	9400066923
Palakkad	04912505264	04912505189	8943341439
Malappuram	04832733253	04832737858	04832733252
Kozhikode	7594001442		
Wayanad	04936202343	04936202375	9072510900
Kannur	04972700194		
Kasargod	9061076590	9061079244	9061078026