



COVID-19 OUTBREAK CONTROL AND PREVENTION STATE  
CELL HEALTH & FAMILY WELFARE DEPARTMENT  
Govt of Kerala  
[www.health.kerala.gov.in](http://www.health.kerala.gov.in)

[www.dhs.kerala.gov.in](http://www.dhs.kerala.gov.in)

[controlroomdhskerala@gmail.com](mailto:controlroomdhskerala@gmail.com)

**KeralaHEALTH-COVID-19 DAILY VACCINATION BULLETIN**

**Date: 12/01/2022**

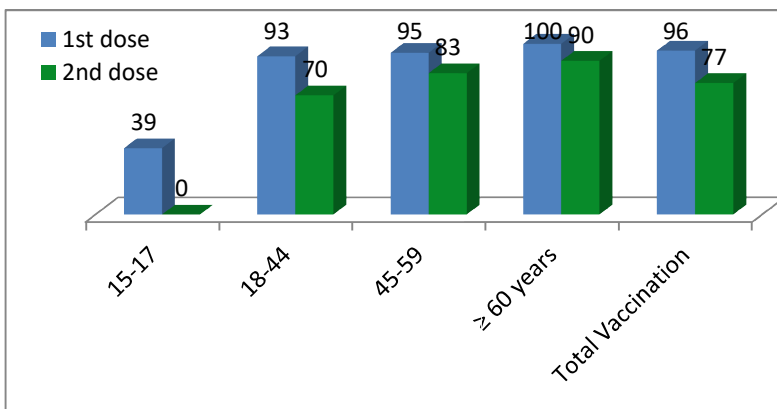
**OUR HEALTH OUR RESPONSIBILITY  
VACCINE ADVISORY**

- *People who are vaccinated with Covid Vaccine are reported to have reduced Covid related ICU admissions, serious disease and death.*
- *Early vaccination is useful to safeguard our life from this deadly disease.*
- *Vaccination sessions are planned as per the availability of vaccine. All are requested to cooperate.*
- *After receiving the first dose, second dose of Covishield vaccine is to be taken between 12–16 weeks and second dose of Covaxin between 4-6 weeks.*
- *Covid vaccination is currently available to all above the age of 18*
- *Vaccination is available free of cost in all Government covid vaccination centers, and at a nominal rate (as per the GoI order F.No.2079203/2021/Immunization) in selected private Hospitals.*
- **ENSURE ALL YOUR ELIGIBLE FAMILY MEMBERS ARE PROTECTED BY RECEIVING ANY OF THE AVAILABLE COVID VACCINE.**
- **“BOTH COVAXIN AND COVISHIELD ARE EQUALLY EFFECTIVE AND SAFE”**
- **“BE FULLY PROTECTED – GET THE SECOND DOSE AT YOUR SCHEDULED TIME”**

### ANALYSIS

COVID-19 mass vaccinations are showing signs of preventing illness and steep decline in cases and hospital admissions in countries which done vaccination. Kerala started its vaccination for health care workers from January 16, 2021. The COVID-19 Vaccines Operational Guidelines issued by the Ministry of Health and Family Welfare, Govt. of India, 28th December 2020 and all subsequent Guidelines issued by Ministry of Health and Family Welfare, Govt of India are followed at the sites and all vaccination lanes

### Summary of COVID Vaccine Administered as on 12-01-2022 midnight



96% of eligible population vaccinated with a single dose till January 12



96%

77% of eligible population vaccinated with double dose till January 12



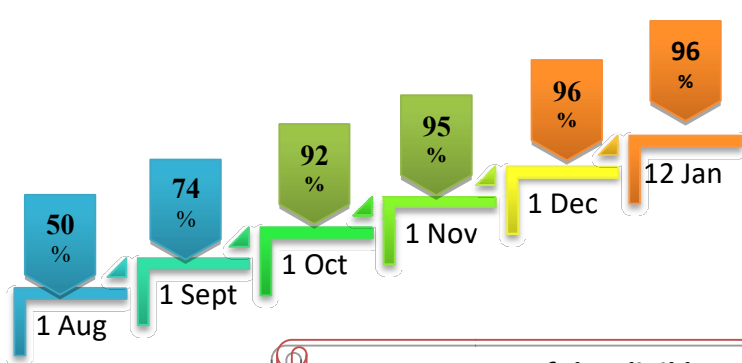
77%

State has vaccinated more than 95% of people aged more than 45-59 years with a single dose



95%

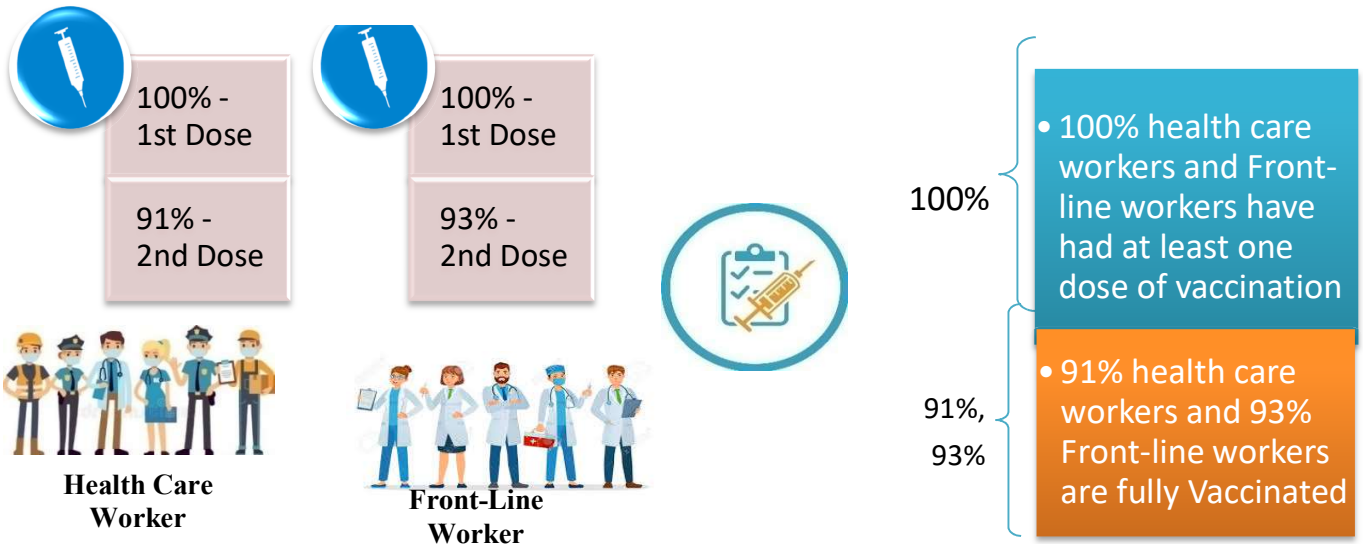
### Time Line of Vaccination Coverage



Kerala began administration of COVID 19 Vaccines on 16<sup>th</sup> January, 2021. As of 12<sup>th</sup> January 2022, Kerala has administered over 49 million doses overall, including first and second doses of vaccines.

**Over 96 per cent of the eligible population (15 + years) in Kerala has been administered the first dose of the Covid-19 vaccine. The state has achieved the target within 362 days since the beginning of the vaccination drive on January 16.**

## Health Care Workers & Front-line Workers Vaccinated



### Are You Vaccinated? You Still Need to Practice: SMS

- Even after vaccination, follow COVID appropriate behavior
- Practice Social Distancing and greet without physical contact
- Always wear clean face mask
- Wash your hands thoroughly and frequently or use hand sanitizer
- Follow the current COVID 19 guidelines to prevent further spread
- Stay Safe. Stay Strong. Get Vaccinated



Even After Getting Vaccinated Keep Taking Precautions to Protect Your Self



## The Race Towards Full Vaccination - Weekly Trend

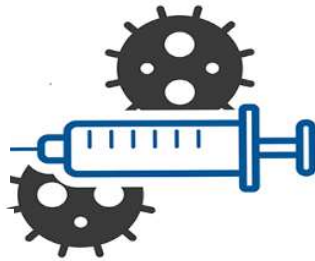
01<sup>st</sup> Jan, 2022 – 07<sup>th</sup> Jan, 2022

Kerala Administered over

# 8.99 Lakh

COVID Vaccine Doses

in the last 7 days  
(01st Jan, 2022 to 7<sup>th</sup> Jan)

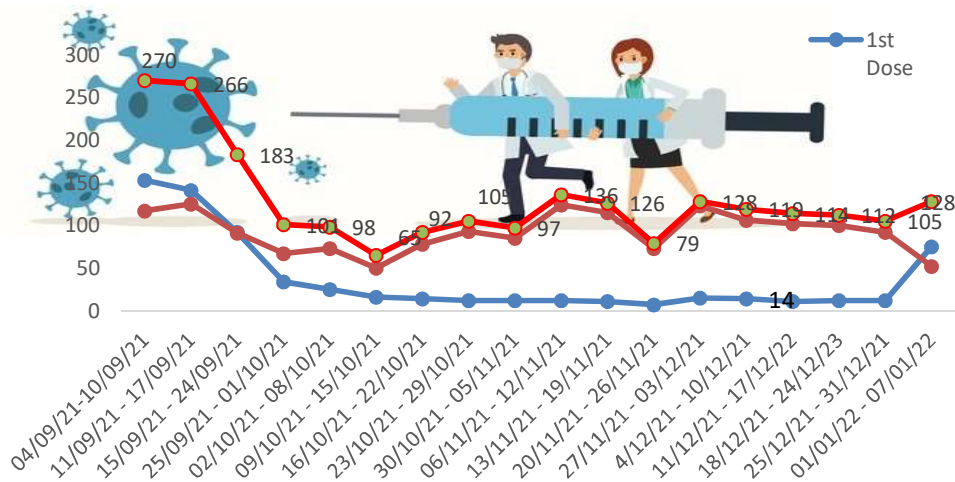


From 01<sup>st</sup> Jan, 2022 to 7<sup>th</sup> Jan, 2022 on average

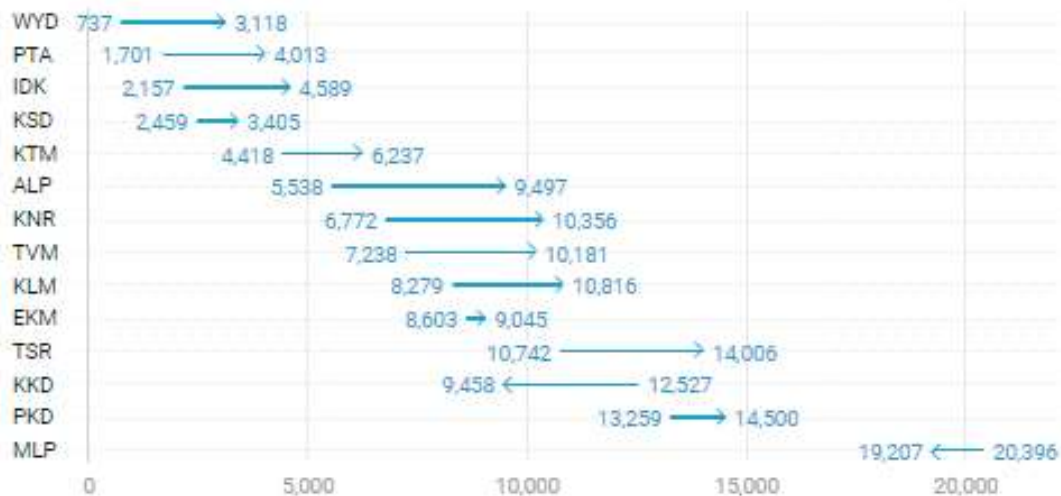
# 1.28 lakh

 doses were administered daily.

Average Doses Administered Per day per week (in 1000)



Trend in average per day vaccination for the last two weeks



# Race Against Time – Vaccination Quarterly Status

(Q1:16<sup>th</sup> Jan-Mar, Q2: Apr-June, Q3: July-Sep, Q4: Oct - Dec)

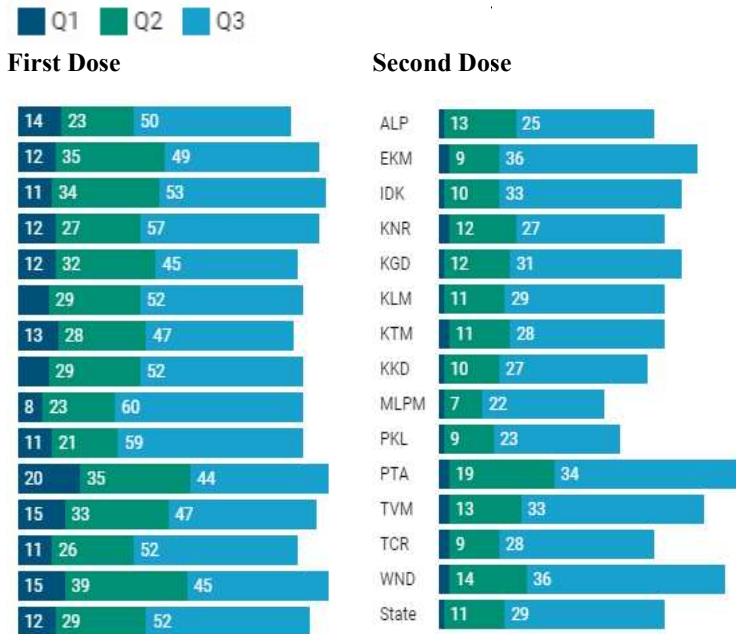
## Daily Average Dozes Administered per Quarter

In the first Quarter, only 42201 first dozes and 5324 second dozes were administered daily on average. During the second, third and fourth quarters, the daily vaccination of the first and second dozes increased significantly.



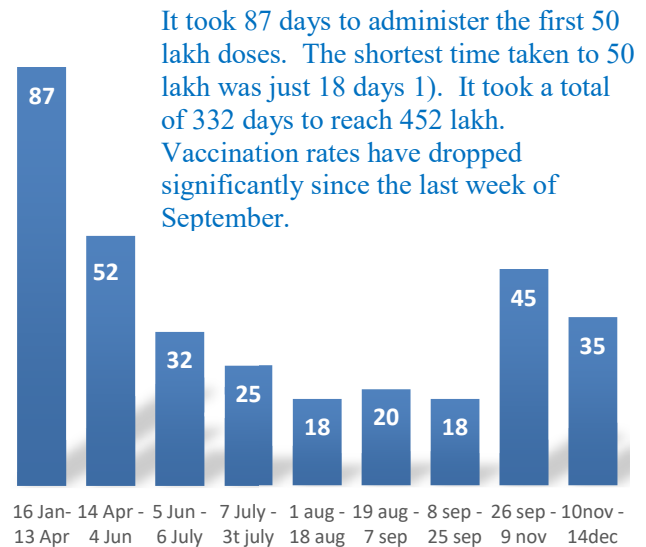
## Vaccination Achievement per Quarter

In the third quarter of the immunization drive, 52% of the eligible population (18 + age) in Kerala were given the first dose and 29% the second dose.



## Dose Progression

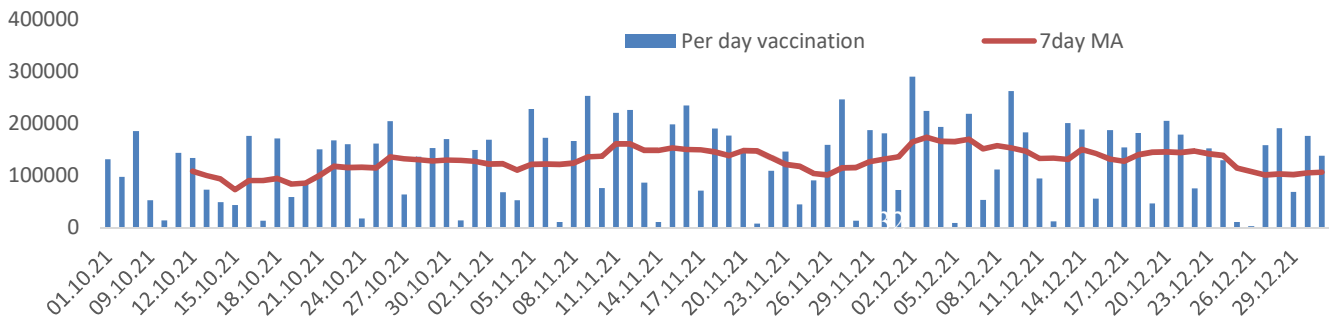
The chart shows the days taken for total COVID-19 Vaccination dozes(both first and second) in Kerala to cross every 50 lakh dose mark



It took 87 days to administer the first 50 lakh doses. The shortest time taken to 50 lakh was just 18 days 1). It took a total of 332 days to reach 452 lakh. Vaccination rates have dropped significantly since the last week of September.

## Vaccine Administered per Day and 7 days Moving Average in Last Quarter (Oct -Dec)

The seven-day moving average of daily dozes in the last quarter showed a peak on December 2<sup>nd</sup> and continued to fluctuate thereafter



## Important Message to the Public

- a. *Infection or infection rate is only a part and disease manifestation of disease is to be monitored*
- b. *Fatality among vaccinated people is very less. Disease severity among vaccinated people is less.*
- c. *People with comorbidity should be careful. Once detected covid positive they should get admitted and do not stay at home.*
- d. *Death among non-vaccinated people, especially people with comorbidity is because of late arrival in hospitals*
- e. *Diabetes and Hypertension together is the most common cause of patient death if they arrive late.*
- f. *Vaccinated people, only if symptomatic are advised to consult Doctor.*
- g. *Non Vaccinated people, if symptomatic, may do RTPCR test*
- h. *Antigen testing is only for emergency purpose*
- i. *Non vaccinated people with co-morbidities to do testing by RTPCR and consult doctor*
- j. *Repeat RTPCR is not needed among the people who are detected COVID positive in the previous 2 months*
- k. *All young person detected positive and at home isolation should do glucose test*

TABLE1.Total Vaccination done in the State as on 12/01/2022 midnight

State Summary-Total doses administered till 2				13/01/202	at 12 AM			
District	Target	First Dose	Percent age	Second Dose	Percentage*	Precaution Dose	Percentage	Total doses administered
Alappuzha	1785011	1636530	92%	1414497	79%	4099	3%	30,55,126
Ernakulam	3126405	3086219	99%	2486222	80%	7872	3%	55,80,313
Idukki	920421	912711	99%	711012	77%	1657	2%	16,25,380
Kannur	2011583	2046991	102%	1670530	83%	4847	3%	37,22,368
Kasaragod	1052859	973989	93%	772874	73%	1554	2%	17,48,417
Kollam	2198745	2096148	95%	1694217	77%	5521	3%	37,95,886
Kottayam	1647422	1583362	96%	1291672	78%	4689	3%	28,79,723
Kozhikode	2642551	2487622	94%	1953035	74%	5962	3%	44,46,619
Malappuram	3229570	3098523	96%	2256088	70%	4467	2%	53,59,078
Palakkad	2273003	2183380	96%	1708091	75%	4022	2%	38,95,493
Pathanamthitta	1085342	1106697	102%	891330	82%	4632	4%	20,02,659
Thiruvananthapuram	2820638	2718242	96%	2232120	79%	13685	5%	49,64,047
Thrissur	2669204	2499309	94%	2131098	80%	9796	5%	46,40,203
Wayanad	688943	705021	102%	579310	84%	2969	5%	12,87,300
<b>Grand Total</b>	<b>28,151,697</b>	<b>2,71,34,744</b>	<b>96%</b>	<b>2,17,92,096</b>	<b>77%</b>	<b>75,772</b>	<b>3%</b>	<b>4,90,02,612</b>

TABLE2. Covid-19 Vaccination Center Functional in the State as on 12/01/2022 midnight

<i>DISTRICTS</i>	Public	Private	Total
Alappuzha	0	7	7
Ernakulam	7	56	63
Idukki	4	8	12
Kannur	4	19	23
Kasaragod	2	27	29
Kollam	8	20	28
Kottayam	1	16	17
Kozhikode	2	113	115
Malappuram	20	67	87
Palakkad	10	58	68
Pathanamthitta	8	13	21
Thiruvananthapuram	16	39	55
Thrissur	3	19	22
Wayanad	37	40	77
<b>GrandTotal</b>	<b>122</b>	<b>502</b>	<b>624</b>

TABLE3. Health Care Workers Coverage as on 12/01/2022 midnight

<b>DISTRICT</b>	<b>1st DOSE</b>	<b>2nd Dose</b>	<b>% fully vaccinated</b>	<b>Precaution dose</b>	<b>Precaution dose (%)</b>
<b>Alappuzha</b>	29008	27037	93%	2314	8%
<b>Ernakulam</b>	85553	75171	88%	5294	6%
<b>Idukki</b>	13550	12919	95%	992	7%
<b>Kannur</b>	40378	37214	92%	3808	9%
<b>Kasaragod</b>	11610	10718	92%	1065	9%
<b>Kollam</b>	36029	33533	93%	3429	10%
<b>Kottayam</b>	38694	35978	93%	2552	7%
<b>Kozhikode</b>	52729	47643	90%	4098	8%
<b>Malappuram</b>	44824	41613	93%	3929	9%
<b>Palakkad</b>	34669	31713	91%	2998	9%
<b>Pathanamthitta</b>	29328	24883	85%	3194	11%
<b>Thiruvananthapuram</b>	73412	65889	90%	7539	10%
<b>Thrissur</b>	51909	48907	94%	6449	12%
<b>Wayanad</b>	13977	13236	95%	2149	15%
<b>Grand Total</b>	<b>555670</b>	<b>506454</b>	<b>91%</b>	<b>49810</b>	<b>9%</b>
1st Dose coverage for HCW is 100%					

TABLE4. Frontline workers Coverage as on 12/01/2022 midnight

<b>DISTRICT</b>	<b>1st dose</b>	<b>2nd Dose</b>	<b>% fully vaccinated</b>	<b>Precaution dose</b>	<b>Precaution dose(%)</b>
<b>Alappuzha</b>	39117	36563	93%	439	1.1%
<b>Ernakulam</b>	54916	50050	91%	651	1.2%
<b>Idukki</b>	22988	21173	92%	244	1.1%
<b>Kannur</b>	41371	39831	96%	231	0.6%
<b>Kasaragod</b>	24611	22304	91%	136	0.6%
<b>Kollam</b>	42223	38497	91%	569	1.3%
<b>Kottayam</b>	32131	30400	95%	829	2.6%
<b>Kozhikode</b>	55261	52331	95%	415	0.8%
<b>Malappuram</b>	53905	51011	95%	252	0.5%
<b>Palakkad</b>	48092	45236	94%	357	0.7%
<b>Pathanamthitta</b>	25244	22366	89%	550	2.2%
<b>Thiruvananthapuram</b>	72965	67140	92%	2195	3.0%
<b>Thrissur</b>	41901	40567	97%	1594	3.8%
<b>Wayanad</b>	17017	16034	94%	323	1.9%
<b>GrandTotal</b>	<b>571742</b>	<b>533503</b>	<b>93%</b>	<b>8785</b>	<b>1.5%</b>
1st Dose coverage for FLW is 100%					



TABLE5.Age-Appropriate Group (45-59 Years) Coverage as on 12/01/2022 midnight

Table 5: Age appropriate group (45-59 years) coverage					
45-59 years Coverage as on			13/01/2022	at 12 AM	
District	Target	1st Dose Coverage	Percentage	2nd Dose Coverage	Percentage fully vaccinated
Alappuzha	535436	436912	82%	399395	75%
Ernakulam	809349	780023	96%	674002	83%
Idukki	237564	246233	104%	212358	89%
Kannur	527295	513524	97%	460010	87%
Kasaragod	253027	251056	99%	218307	86%
Kollam	541201	557260	103%	481681	89%
Kottayam	478470	412110	86%	356913	75%
Kozhikode	658949	651285	99%	555168	84%
Malappuram	733338	717397	98%	586161	80%
Palakkad	614226	543979	89%	471174	77%
Pathanamthitta	264372	280860	106%	246298	93%
Thiruvananthapuram	735836	678290	92%	591966	80%
Thrissur	689418	660965	96%	596522	87%
Wayanad	170537	176808	104%	161786	95%
<b>Grand Total</b>	<b>7249018</b>	<b>69,06,702</b>	<b>95%</b>	<b>60,11,741</b>	<b>83%</b>

TABLE6.Age-Appropriate Group (≥60 Years) Coverage as on 12/01/2022 midnight

Table 6: Age appropriate group (≥ 60 years) coverage							
≥ 60 years Coverage as on			13/01/2022	at 12 AM			
District	Target	1st Dose Coverage	Percentage	2nd Dose Coverage	Percentage fully vaccinated	Precaution dose	%
Alappuzha	424565	427487	101%	390567	92%	1346	2%
Ernakulam	673885	674060	100%	607142	90%	1927	1%
Idukki	193981	194025	100%	168979	87%	421	1%
Kannur	438602	443216	101%	402313	92%	808	1%
Kasaragod	182460	181203	99%	157503	86%	353	1%
Kollam	497558	497882	100%	442657	89%	1523	2%
Kottayam	418008	418127	100%	373297	89%	1308	2%
Kozhikode	526896	527177	100%	465730	88%	1449	1%
Malappuram	477642	485962	102%	418739	88%	286	0.3%
Palakkad	437708	437929	100%	388514	89%	667	1%
Pathanamthitta	311297	311359	100%	276221	89%	888	1%
Thiruvananthapuram	630465	630687	100%	557308	88%	3951	3%
Thrissur	581781	586132	101%	543004	93%	1753	1%
Wayanad	128009	128033	100%	112867	88%	497	2%
<b>Grand Total</b>	<b>5922857</b>	<b>59,43,279</b>	<b>100%</b>	<b>53,04,841</b>	<b>90%</b>	<b>17,177</b>	<b>1%</b>

TABLE 6. Age-Appropriate Group (18-44 Years) Coverage as on 12/01/2022 midnight

18-44 years Coverage as on 13/01/2022 at 12 AM					
District	Target	First Dose		2nd Dose Coverage	Percentage fully vaccinated*
		1st Dose Coverage	Percentage		
Alappuzha	744178	654591	88%	560935	75%
Ernakulam	1470864	1463167	99%	1079857	73%
Idukki	437537	410751	94%	295583	68%
Kannur	947964	942843	99%	731162	77%
Kasaragod	556876	484841	87%	364042	65%
Kollam	1054752	909754	86%	697849	66%
Kottayam	665544	640498	96%	495084	74%
Kozhikode	1313678	1173441	89%	832163	63%
Malappuram	1777378	1748025	98%	1158564	65%
Palakkad	1088327	1053007	97%	771454	71%
Pathanamthitta	460819	434510	94%	321562	70%
Thiruvananthapuram	1309099	1214573	93%	949817	73%
Thrissur	1274465	1074813	84%	902098	71%
Wayanad	361152	347631	96%	275387	76%
<b>Grand Total</b>	<b>13462633</b>	<b>1,25,52,445</b>	<b>93%</b>	<b>94,35,557</b>	<b>70%</b>

\*Among those who have taken first dose

TABLE 7. Age-Appropriate Group (15-17 Years) Coverage as on 12/01/2022 midnight

Table 6: Age appropriate group (15-17 years) coverage			
15-17 years Coverage as on		13/01/2022	at 12 AM
District	Target	1st Dose Coverage	Percentage
Alappuzha	80832	49415	61%
Ernakulam	172307	28500	17%
Idukki	51339	25164	49%
Kannur	97722	65659	67%
Kasaragod	60496	20668	34%
Kollam	105234	53000	50%
Kottayam	85400	41802	49%
Kozhikode	143028	27729	19%
Malappuram	241212	48410	20%
Palakkad	132742	65704	49%
Pathanamthitta	48854	25396	52%
Thiruvananthapuram	145238	48315	33%
Thrissur	123540	83589	68%
Wayanad	43533	21555	50%
<b>Grand Total</b>	<b>1531477</b>	<b>6,04,906</b>	<b>39%</b>

TABLE 8. Achievement for the day 12/01/2022 midnight

Daily achievement 13-01-2022				
District	First Dose	Second Dose	Precaution dose	Total Doses Administered
Alappuzha	275	610	454	1339
Ernakulam	1460	1854	1656	4970
Idukki	306	105	77	488
Kannur	1001	481	690	2172
Kasaragod	1168	2165	459	3792
Kollam	931	1031	703	2665
Kottayam	92	284	362	738
Kozhikode	1365	3709	1234	6308
Malappuram	6325	7956	1772	16053
Palakkad	2372	3153	1462	6987
Pathanamthitta	128	198	588	914
Thiruvananthapuram	1612	1127	2186	4925
Thrissur	109	323	418	850
Wayanad	460	635	1171	2266
<b>Grand Total</b>	<b>17604</b>	<b>23631</b>	<b>13232</b>	<b>54467</b>

\*\* Vaccine stock details couldn't be downloaded from e-VIN portal as the portal is down.

TABLE 9.COVID Vaccination related sites

<a href="mailto:support@cowin.gov.in">support@cowin.gov.in</a> <a href="https://www.cowin.gov.in/home">https://www.cowin.gov.in/home</a> <a href="https://dashboard.kerala.gov.in/">https://dashboard.kerala.gov.in/</a> <a href="https://dhs.kerala.gov.in/https://aogyakeralam.gov.in/https://sha.kerala.gov.in/">https://dhs.kerala.gov.in/https://aogyakeralam.gov.in/https://sha.kerala.gov.in/</a>
---

TABLE10. COVID Vaccination related Helpline numbers

National/State/District	Line1	Line2	Line3
National Helpline	1075	+91 1123978046	0120 4473222
Disha	1056	04712552056	
StateCallCenter	04712309251	04712309252	04712309255
Thiruvananthapuram	9188610100	1077	
Kollam	04742797609	8589015556	
Pathanamthitta	04682222515	04682228220	
Alappuzha	04772239999		
Kottayam	04812565200	04812304800	04812581900
Idukki	18004255640	04862232220	04862233118
Ernakulam	9072303861		
Thrissur	9400066921	9400066922	9400066923
Palakkad	04912505264	04912505189	8943341439
Malappuram	04832733253	04832737858	04832733252
Kozhikode	7594001442		
Wayanad	04936202343	04936202375	9072510900
Kannur	04972700194		
Kasargod	9061076590	9061079244	9061078026