



കേരള സർക്കാർ

**COVID-19 OUTBREAK CONTROL AND PREVENTION STATE
CELL HEALTH & FAMILY WELFARE DEPARTMENT
Govt of Kerala
www.health.kerala.gov.in**

www.dhs.kerala.gov.in

controlroomdhskerala@gmail.com

KeralaHEALTH-COVID-19 DAILY VACCINATION BULLETIN

Date: 13/01/2022

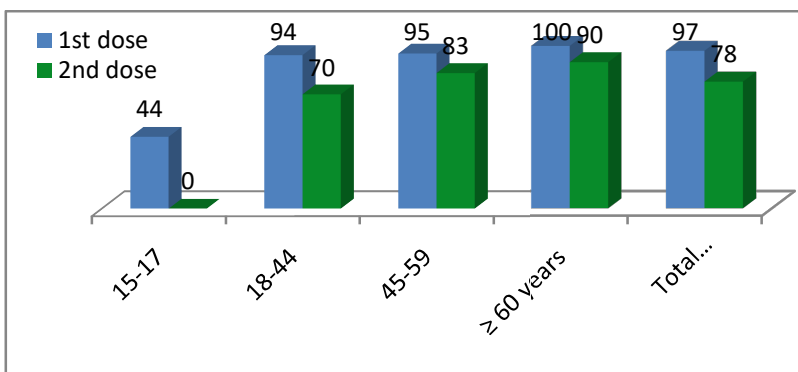
**OUR HEALTH OUR RESPONSIBILITY
VACCINE ADVISORY**

- *People who are vaccinated with Covid Vaccine are reported to have reduced Covid related ICU admissions, serious disease and death.*
- *Early vaccination is useful to safeguard our life from this deadly disease.*
- *Vaccination sessions are planned as per the availability of vaccine. All are requested to cooperate.*
- *After receiving the first dose, second dose of Covishield vaccine is to be taken between 12–16 weeks and second dose of Covaxin between 4-6 weeks.*
- *Covid vaccination is currently available to all above the age of 18.*
- *Vaccination is available free of cost in all Government covid vaccination centers, and at a nominal rate (as per the GoI order F.No.2079203/2021/Immunization) in selected private Hospitals.*
- **ENSURE ALL YOUR ELIGIBLE FAMILY MEMBERS ARE PROTECTED BY RECEIVING ANY OF THE AVAILABLE COVID VACCINE.**
- **“BOTH COVAXIN AND COVISHIELD ARE EQUALLY EFFECTIVE AND SAFE”**
- **“BE FULLY PROTECTED – GET THE SECOND DOSE AT YOUR SCHEDULED TIME”**

ANALYSIS

COVID-19 mass vaccinations are showing signs of preventing illness and steep decline in cases and hospital admissions in countries which done vaccination. Kerala started its vaccination for health care workers from January 16, 2021. The COVID-19 Vaccines Operational Guidelines issued by the Ministry of Health and Family Welfare, Govt. of India, 28th December 2020 and all subsequent Guidelines issued by Ministry of Health and Family Welfare, Govt of India are followed at the sites and all vaccination lanes

Summary of COVID Vaccine Administered as on 13-01-2022 midnight



97% of eligible population vaccinated with a single dose till January 13



97%

78% of eligible population vaccinated with double dose till January 13



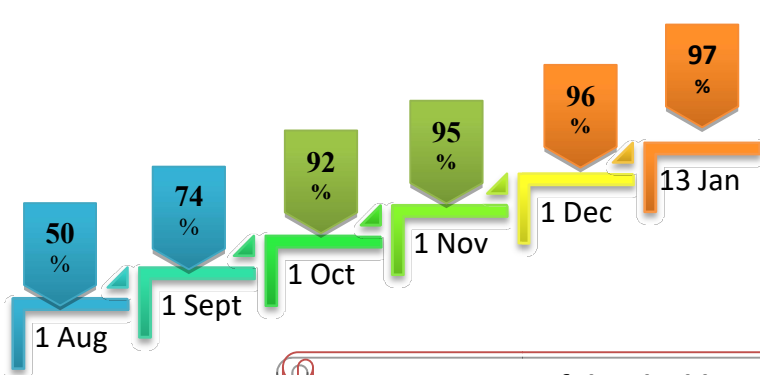
78%

State has vaccinated more than 95% of people aged more than 45-59 years with a single dose



95%

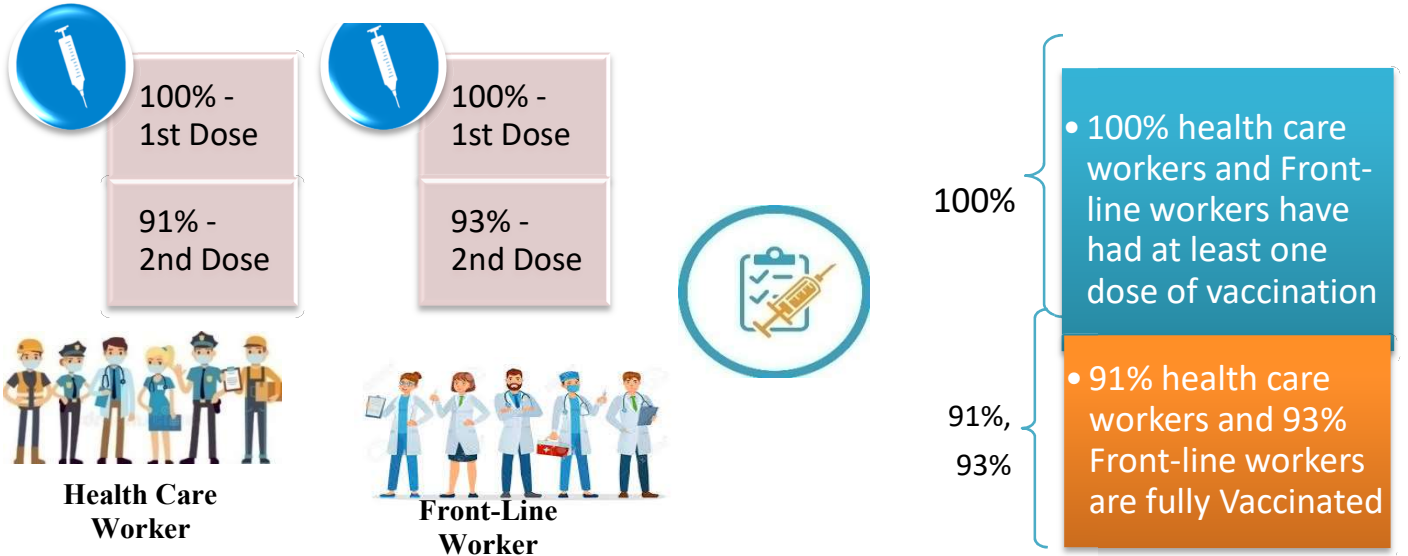
Time Line of Vaccination Coverage



Kerala began administration of COVID 19 Vaccines on 16th January, 2021. As of 13th January 2022, Kerala has administered over 49 million doses overall, including first and second doses of vaccines.


Over 97 per cent of the eligible population (15 + years) in Kerala has been administered the first dose of the Covid-19 vaccine. The state has achieved the target within 363 days since the beginning of the vaccination drive on January 16.

Health Care Workers & Front-line Workers Vaccinated



Are You Vaccinated? You Still Need to Practice: SMS

- Even after vaccination, follow COVID appropriate behavior
- Practice Social Distancing and greet without physical contact
- Always wear clean face mask
- Wash your hands thoroughly and frequently or use hand sanitizer
- Follow the current COVID 19 guidelines to prevent further spread
- Stay Safe. Stay Strong. Get Vaccinated



Even After Getting Vaccinated Keep Taking Precautions to Protect Your Self



The Race Towards Full Vaccination - Weekly Trend

01st Jan, 2022 – 07th Jan, 2022

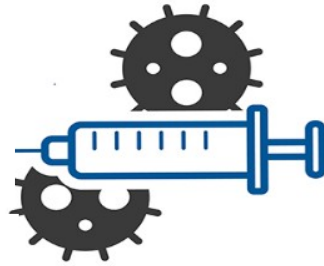
Kerala Administered over

8.99 Lakh

COVID Vaccine Doses

in the last 7 days

(01st Jan, 2022 to 7th Jan)

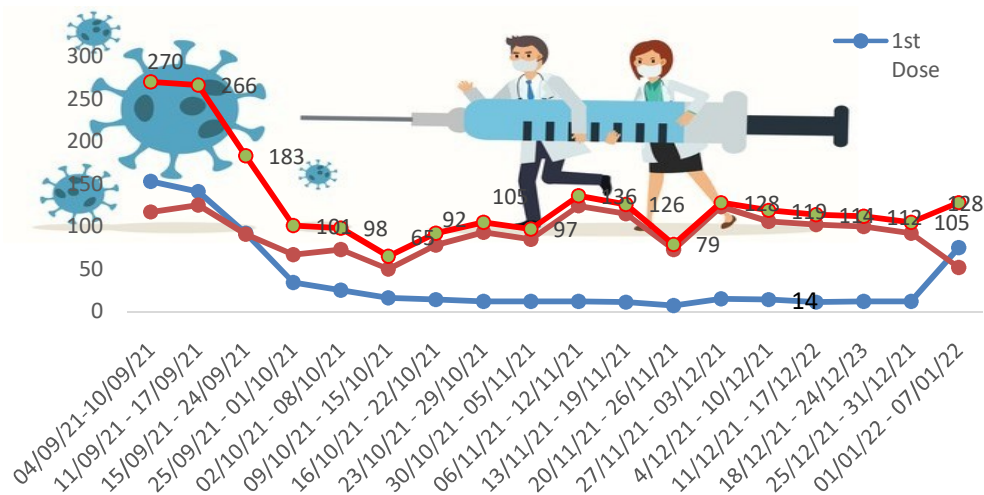


From 01st Jan, 2022 to 7th Jan, 2022 on average

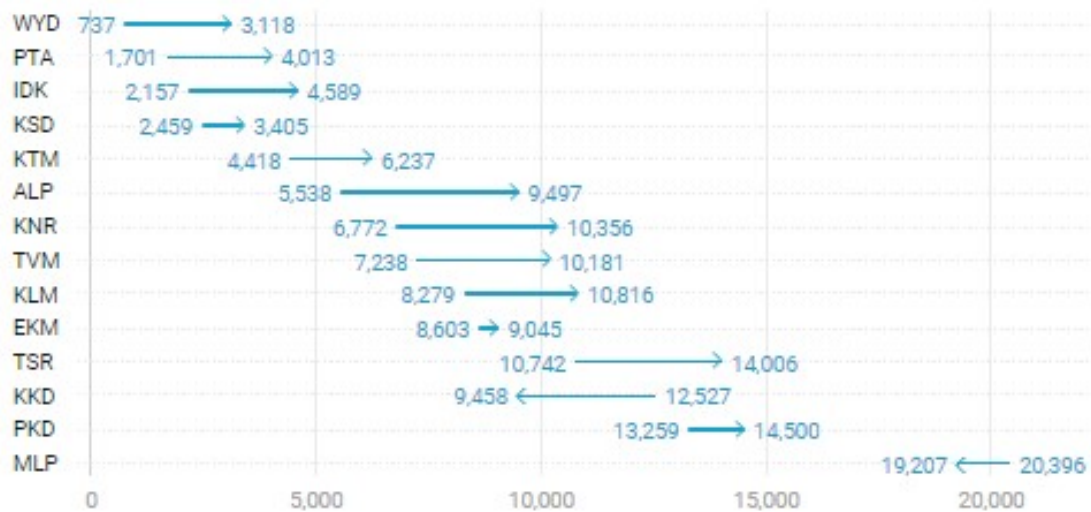
1.28 lakh

doses were administered daily.

Average Doses Administered Per day per week (in 1000)



Trend in average per day vaccination for the last two weeks

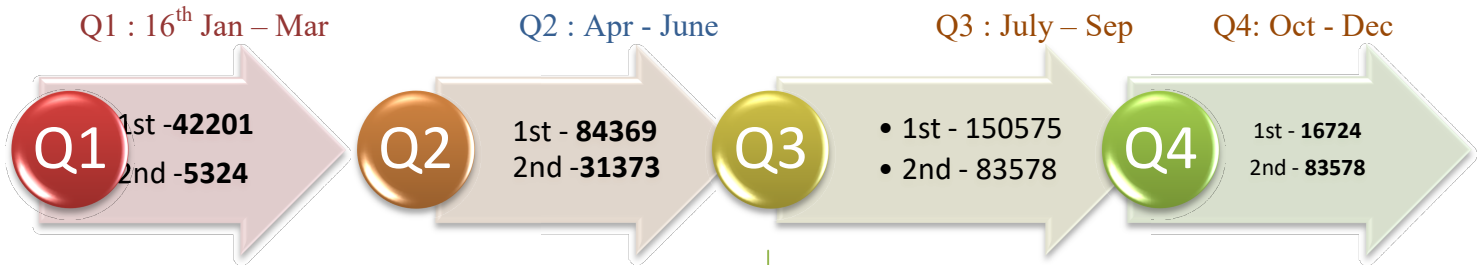


Race Against Time – Vaccination Quarterly Status

(Q1: 16th Jan-Mar, Q2: Apr-June, Q3: July-Sep, Q4: Oct-Dec)

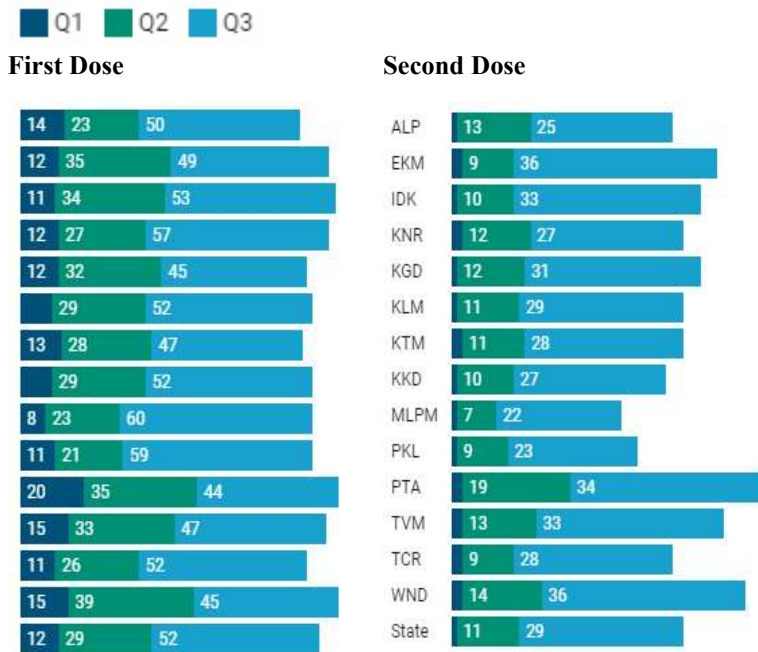
Daily Average Dozes Administered per Quarter

In the first Quarter, only 42201 first dozes and 5324 second dozes were administered daily on average. During the second, third and fourth quarters, the daily vaccination of the first and second dozes increased significantly.



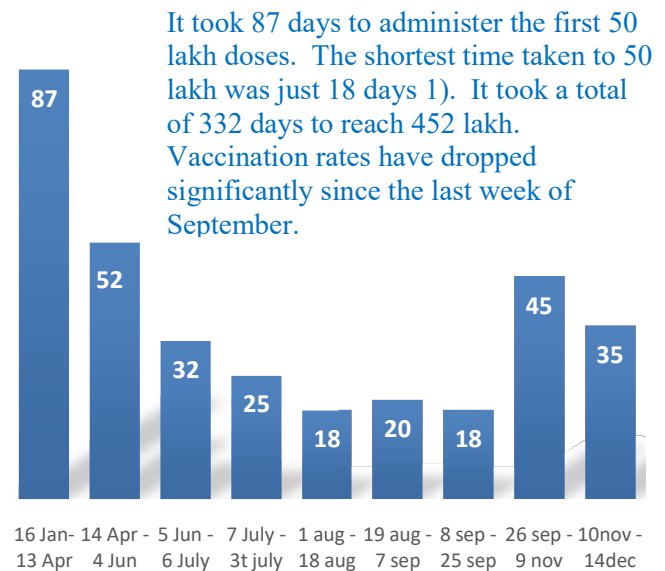
Vaccination Achievement per Quarter

In the third quarter of the immunization drive, 52% of the eligible population (18 + age) in Kerala were given the first dose and 29% the second dose.



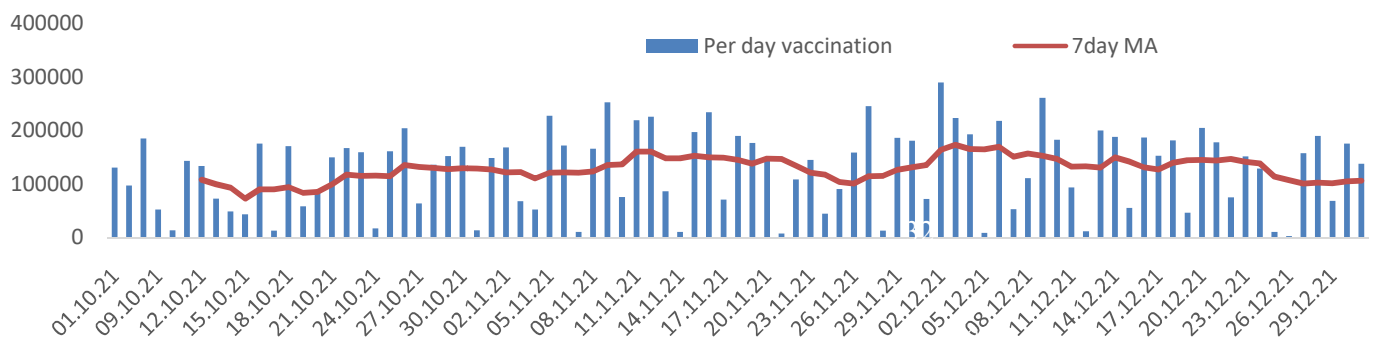
Dose Progression

The chart shows the days taken for total COVID-19 Vaccination doses(both first and second) in Kerala to cross every 50 lakh dose mark



Vaccine Administered per Day and 7 days Moving Average in Last Quarter (Oct -Dec)

The seven-day moving average of daily dozes in the last quarter showed a peak on December 2nd and continued to fluctuate thereafter



Important Message to the Public

- a. *Infection or infection rate is only a part and disease manifestation of disease is to be monitored*
- b. *Fatality among vaccinated people is very less. Disease severity among vaccinated people is less.*
- c. *People with comorbidity should be careful. Once detected covid positive they should get admitted and do not stay at home.*
- d. *Death among non-vaccinated people, especially people with comorbidity is because of late arrival in hospitals*
- e. *Diabetes and Hypertension together is the most common cause of patient death if they arrive late.*
- f. *Vaccinated people, only if symptomatic are advised to consult Doctor.*
- g. *Non Vaccinated people, if symptomatic, may do RTPCR test*
- h. *Antigen testing is only for emergency purpose*
- i. *Non vaccinated people with co-morbidities to do testing by RTPCR and consult doctor*
- j. *Repeat RTPCR is not needed among the people who are detected COVID positive in the previous 2 months*
- k. *All young person detected positive and at home isolation should do glucose test*

TABLE1.Total Vaccination done in the State as on 13/01/2022 midnight

State Summary-Total doses administered till 14/1/2022				at 12 AM				
District	Target	First Dose	Percent age	Second Dose	Percentage*	Precaution Dose	Percentage	Total doses administered
Alappuzha	1785011	1640603	92%	1419812	80%	7507	5%	3,067,922
Ernakulam	3126405	3104108	99%	2493643	80%	11170	4%	5,608,921
Idukki	920421	915317	99%	712878	77%	2378	3%	1,630,573
Kannur	2011583	2052597	102%	1677434	83%	9257	5%	3,739,288
Kasaragod	1052859	975514	93%	776068	74%	3160	4%	1,754,742
Kollam	2198745	2100428	96%	1701505	77%	7959	4%	3,809,892
Kottayam	1647422	1586997	96%	1296959	79%	7730	5%	2,891,686
Kozhikode	2642551	2500172	95%	1956722	74%	7689	4%	4,464,583
Malappuram	3229570	3111858	96%	2269973	70%	6527	3%	5,388,358
Palakkad	2273003	2192044	96%	1716474	76%	6210	4%	3,914,728
Pathanamthitta	1085342	1109405	102%	893849	82%	7288	6%	2,010,542
Thiruvananthapuram	2820638	2737120	97%	2234553	79%	16532	6%	4,988,205
Thrissur	2669204	2508641	94%	2140408	80%	15126	7%	4,664,175
Wayanad	688943	706417	103%	580055	84%	3946	7%	1,290,418
Grand Total	28,151,697	27,241,221	97%	21,870,333	78%	112,479	5%	49,224,033

TABLE2. Covid-19 Vaccination Center Functional in the State as on 13/01/2022 midnight

DISTRICTS	Public	Private	Total
Alappuzha	85	91	176
Ernakulam	89	88	177
Idukki	20	33	53
Kannur	25	87	112
Kasaragod	2	51	53
Kollam	34	84	118
Kottayam	18	82	100
Kozhikode	91	51	142
Malappuram	65	117	182
Palakkad	38	63	101
Pathanamthitta	65	73	138
Thiruvananthapuram	128	31	159
Thrissur	118	131	249
Wayanad	37	37	74
GrandTotal	815	1019	1834

TABLE3. Health Care Workers Coverage as on 13/01/2022 midnight

DISTRICT	1st DOSE	2nd Dose	% fully vaccinated	Precaution dose	Precaution dose (%)
Alappuzha	29008	27052	93%	3854	13%
Ernakulam	85553	75198	88%	7192	8%
Idukki	13551	12924	95%	1423	11%
Kannur	40378	37238	92%	6619	16%
Kasaragod	11610	10737	92%	1778	15%
Kollam	36029	33551	93%	4883	14%
Kottayam	38694	35999	93%	4015	10%
Kozhikode	52729	47657	90%	5076	10%
Malappuram	44825	41645	93%	5583	12%
Palakkad	34669	31740	92%	4365	13%
Pathanamthitta	29328	24902	85%	4424	15%
Thiruvananthapuram	73412	65906	90%	9004	12%
Thrissur	51909	48939	94%	9695	19%
Wayanad	13977	13239	95%	2675	19%
Grand Total	555672	506727	91%	70586	13%
1st Dose coverage for HCW is 100%					

TABLE4. Frontline workers Coverage as on 13/01/2022 midnight

DISTRICT	1st dose	2nd Dose	% fully vaccinated	Precaution dose	Precaution dose(%)
Alappuzha	39118	36574	93%	1034	3%
Ernakulam	54916	50065	91%	1245	2%
Idukki	22988	21179	92%	372	2%
Kannur	41371	39832	96%	533	1%
Kasaragod	24612	22311	91%	354	1%
Kollam	42224	38514	91%	818	2%
Kottayam	32131	30404	95%	1533	5%
Kozhikode	55262	52335	95%	610	1%
Malappuram	53905	51022	95%	422	1%
Palakkad	48092	45249	94%	667	1%
Pathanamthitta	25244	22375	89%	1058	4%
Thiruvananthapuram	72965	67149	92%	2909	4%
Thrissur	41901	40577	97%	2700	6%
Wayanad	17017	16035	94%	399	2%
GrandTotal	571746	533621	93%	14654	3%
1st Dose coverage for FLW is 100%					

TABLE5.Age-Appropriate Group (45-59 Years) Coverage as on 13/01/2022 midnight

Table 5: Age appropriate group (45-59 years) coverage					
45-59 years Coverage as on 14/01/2022 at 12 AM					
District	Target	1st Dose Coverage	Percentage	2nd Dose Coverage	Percentage fully vaccinated
Alappuzha	535436	437109	82%	400699	75%
Ernakulam	809349	780210	96%	675398	83%
Idukki	237564	246264	104%	212715	90%
Kannur	527295	513717	97%	461332	87%
Kasaragod	253027	251165	99%	218806	86%
Kollam	541201	557456	103%	483277	89%
Kottayam	478470	412272	86%	358164	75%
Kozhikode	658949	651391	99%	555842	84%
Malappuram	733338	717774	98%	588687	80%
Palakkad	614226	544195	89%	472795	77%
Pathanamthitta	264372	280935	106%	246770	93%
Thiruvananthapuram	735836	678370	92%	592431	81%
Thrissur	689418	661212	96%	598667	87%
Wayanad	170537	176818	104%	161865	95%
Grand Total	7249018	6,908,888	95%	6,027,448	83%

TABLE6.Age-Appropriate Group (≥60 Years) Coverage as on 13/01/2022 midnight

Table 6: Age appropriate group (≥ 60 years) coverage							
≥ 60 years Coverage as on 14/01/2022 at 12 AM							
District	Target	1st Dose Coverage	Percentage	2nd Dose Coverage	Percentage fully vaccinated	Precaution dose	%
Alappuzha	424565	427586	101%	391249	92%	2619	3%
Ernakulam	673885	674171	100%	607697	90%	2733	2%
Idukki	193981	194054	100%	169152	87%	583	2%
Kannur	438602	443300	101%	402867	92%	2105	2%
Kasaragod	182460	181244	99%	157719	86%	1028	3%
Kollam	497558	497975	100%	443520	89%	2258	2%
Kottayam	418008	418216	100%	373985	89%	2182	3%
Kozhikode	526896	527222	100%	466065	88%	2003	2%
Malappuram	477642	486087	102%	419609	88%	522	0.5%
Palakkad	437708	438030	100%	389288	89%	1178	1%
Pathanamthitta	311297	311392	100%	276455	89%	1806	3%
Thiruvananthapuram	630465	630744	100%	557615	88%	4619	4%
Thrissur	581781	586262	101%	543999	94%	2731	2%
Wayanad	128009	128042	100%	112913	88%	872	3%
Grand Total	5922857	5,944,325	100%	5,312,133	90%	27,239	2%

TABLE 6. Age-Appropriate Group (18-44 Years) Coverage as on 13/01/2022 midnight

18-44 years Coverage as on 14/01/2022 at 12 AM					
District	Target	First Dose		2nd Dose Coverage	Percentage fully vaccinated*
		1st Dose Coverage	Percentage		
Alappuzha	744178	656212	88%	564238	76%
Ernakulam	1470864	1468680	100%	1085285	74%
Idukki	437537	411848	94%	296908	68%
Kannur	947964	945100	100%	736165	78%
Kasaragod	556876	485856	87%	366495	66%
Kollam	1054752	911646	86%	702643	67%
Kottayam	665544	641741	96%	498407	75%
Kozhikode	1313678	1176953	90%	834823	64%
Malappuram	1777378	1753991	99%	1169010	66%
Palakkad	1088327	1055961	97%	777402	71%
Pathanamthitta	460819	435567	95%	323347	70%
Thiruvananthapuram	1309099	1219898	93%	951452	73%
Thrissur	1274465	1077851	85%	908226	71%
Wayanad	361152	348075	96%	276003	76%
Grand Total	13462633	12,589,379	94%	9,490,404	70%

*Among those who have taken first dose

TABLE 7. Age-Appropriate Group (15-17 Years) Coverage as on 13/01/2022 midnight

Table 6: Age appropriate group (15-17 years) coverage			
15-17 years Coverage as on		14/01/2022	at 12 AM
District	Target	1st Dose Coverage	Percentage
Alappuzha	80832	51570	64%
Ernakulam	172307	40578	24%
Idukki	51339	26612	52%
Kannur	97722	68731	70%
Kasaragod	60496	21027	35%
Kollam	105234	55098	52%
Kottayam	85400	43943	51%
Kozhikode	143028	36615	26%
Malappuram	241212	55276	23%
Palakkad	132742	71097	54%
Pathanamthitta	48854	26939	55%
Thiruvananthapuram	145238	61731	43%
Thrissur	123540	89506	72%
Wayanad	29245	22488	77%
Grand Total	1,517,189	671,211	44%

TABLE 8. Achievement for the day 13/01/2022 midnight

Daily achievement 13-01-2022				
District	First Dose	Second Dose	Precaution dose	Total Doses Administered
Alappuzha	4073	5315	3408	12796
Ernakulam	17639	7421	3297	28357
Idukki	2605	1864	720	5189
Kannur	5602	6862	4408	16872
Kasaragod	1525	3192	1606	6323
Kollam	4278	7287	2438	14003
Kottayam	3615	5287	3041	11943
Kozhikode	12543	3681	1715	17939
Malappuram	13297	13876	2059	29232
Palakkad	8663	8378	2188	19229
Pathanamthitta	2708	2513	2654	7875
Thiruvananthapuram	18877	2431	2846	24154
Thrissur	9332	9310	5330	23972
Wayanad	1394	745	977	3116
Grand Total	106151	78162	36687	221000

** Vaccine stock details couldn't be downloaded from e-VIN portal as the portal is down.

TABLE 9.COVID Vaccination related sites

support@cowin.gov.in https://www.cowin.gov.in/home https://dashboard.kerala.gov.in/ https://dhs.kerala.gov.in/https://aogyakeralam.gov.in/https://sha.kerala.gov.in/

TABLE10. COVID Vaccination related Helpline numbers

National/State/District	Line1	Line2	Line3
National Helpline	1075	+91 1123978046	0120 4473222
Disha	1056	04712552056	
StateCallCenter	04712309251	04712309252	04712309255
Thiruvananthapuram	9188610100	1077	
Kollam	04742797609	8589015556	
Pathanamthitta	04682222515	04682228220	
Alappuzha	04772239999		
Kottayam	04812565200	04812304800	04812581900
Idukki	18004255640	04862232220	04862233118
Ernakulam	9072303861		
Thrissur	9400066921	9400066922	9400066923
Palakkad	04912505264	04912505189	8943341439
Malappuram	04832733253	04832737858	04832733252
Kozhikode	7594001442		
Wayanad	04936202343	04936202375	9072510900
Kannur	04972700194		
Kasargod	9061076590	9061079244	9061078026