



കേരള സർക്കാർ

COVID-19 OUTBREAK CONTROL AND PREVENTION STATE
CELL HEALTH & FAMILY WELFARE DEPARTMENT
Govt of Kerala
www.health.kerala.gov.in

www.dhs.kerala.gov.in

controlroomdhskerala@gmail.com

KeralaHEALTH-COVID-19 DAILY VACCINATION BULLETIN

Date: 14/01/2022

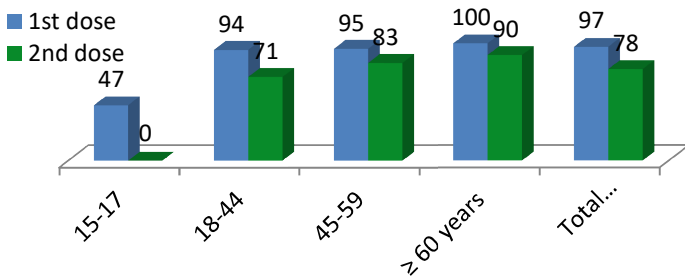
**OUR HEALTH OUR RESPONSIBILITY
VACCINE ADVISORY**

- *People who are vaccinated with Covid Vaccine are reported to have reduced Covid related ICU admissions, serious disease and death.*
- *Early vaccination is useful to safeguard our life from this deadly disease.*
- *Vaccination sessions are planned as per the availability of vaccine. All are requested to cooperate.*
- *After receiving the first dose, second dose of Covishield vaccine is to be taken between 12–16 weeks and second dose of Covaxin between 4-6 weeks.*
- *Covid vaccination is currently available to all above the age of 18*
- *Vaccination is available free of cost in all Government covid vaccination centers, and at a nominal rate (as per the GoI order F.No.2079203/2021/Immunization) in selected private Hospitals.*
- **ENSURE ALL YOUR ELIGIBLE FAMILY MEMBERS ARE PROTECTED BY RECEIVING ANY OF THE AVAILABLE COVID VACCINE.**
- **“BOTH COVAXIN AND COVISHIELD ARE EQUALLY EFFECTIVE AND SAFE”**
- **“BE FULLY PROTECTED – GET THE SECOND DOSE AT YOUR SCHEDULED TIME”**

ANALYSIS

COVID-19 mass vaccinations are showing signs of preventing illness and steep decline in cases and hospital admissions in countries which done vaccination. Kerala started its vaccination for health care workers from January 16, 2021. The COVID-19 Vaccines Operational Guidelines issued by the Ministry of Health and Family Welfare, Govt. of India, 28th December 2020 and all subsequent Guidelines issued by Ministry of Health and Family Welfare, Govt of India are followed at the sites and all vaccination lanes

Summary of COVID Vaccine Administered as on 14-01-2022 midnight



97% of eligible population vaccinated with a single dose till January 14



97%

78% of eligible population vaccinated with double dose till January 14



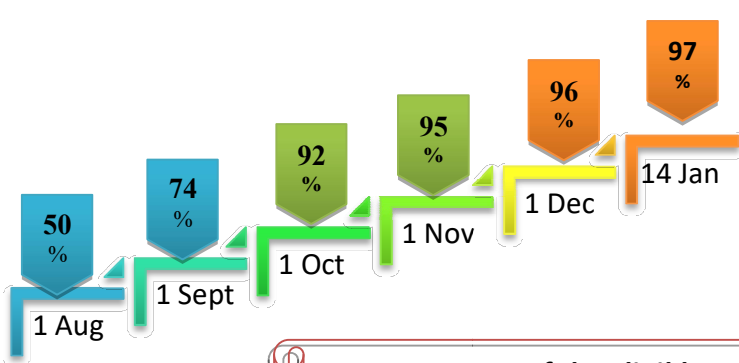
78%

State has vaccinated more than 95% of people aged more than 45-59 years with a single dose



95%

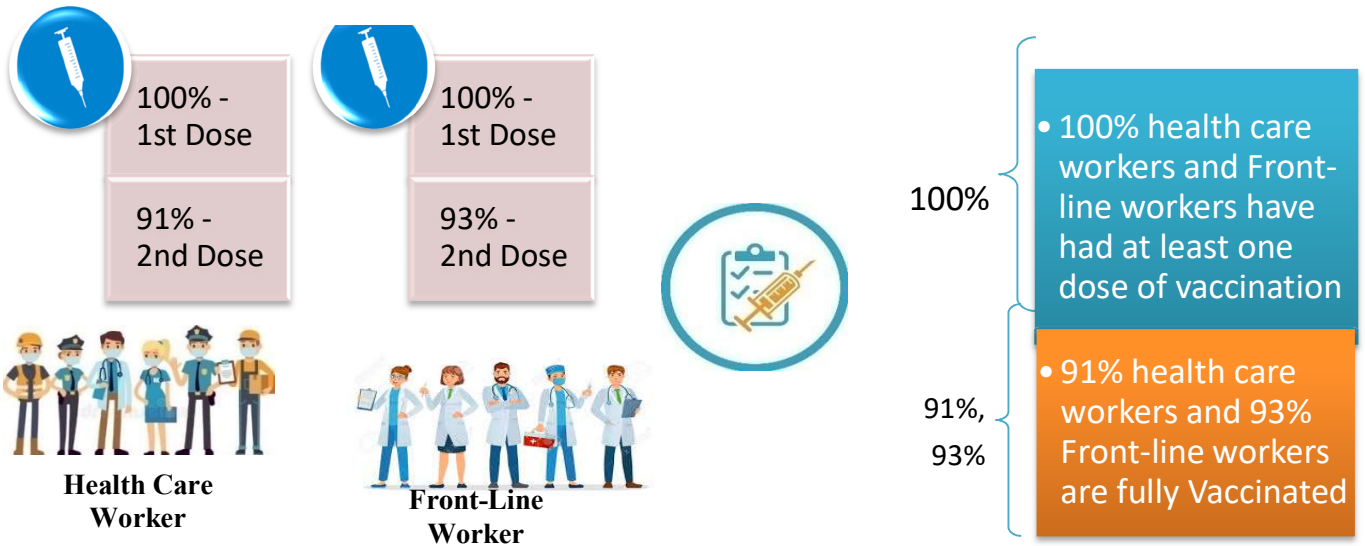
Time Line of Vaccination Coverage



Kerala began administration of COVID 19 Vaccines on 16th January, 2021. As of 14th January 2022, Kerala has administered over 49 million doses overall, including first and second doses of vaccines.


Over 97 per cent of the eligible population (15 + years) in Kerala has been administered the first dose of the Covid-19 vaccine. The state has achieved the target within 364 days since the beginning of the vaccination drive on January 16.

Health Care Workers & Front-line Workers Vaccinated



Are You Vaccinated? You Still Need to Practice: SMS

- Even after vaccination, follow COVID appropriate behavior
- Practice Social Distancing and greet without physical contact
- Always wear clean face mask
- Wash your hands thoroughly and frequently or use hand sanitizer
- Follow the current COVID 19 guidelines to prevent further spread
- Stay Safe. Stay Strong. Get Vaccinated



Even After Getting Vaccinated Keep Taking Precautions to Protect Your Self



GET VACCINATED



WASH YOUR HANDS



WEAR A MASK



KEEP YOUR DISTANCE

The Race Towards Full Vaccination - Weekly Trend

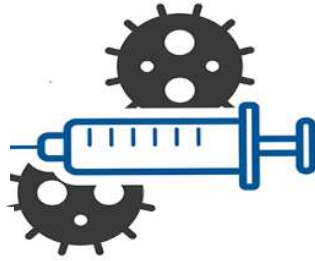
01st Jan, 2022 – 07th Jan, 2022

Kerala Administered over

8.99 Lakh

COVID Vaccine Doses

in the last 7 days
(01st Jan, 2022 to 7th Jan)

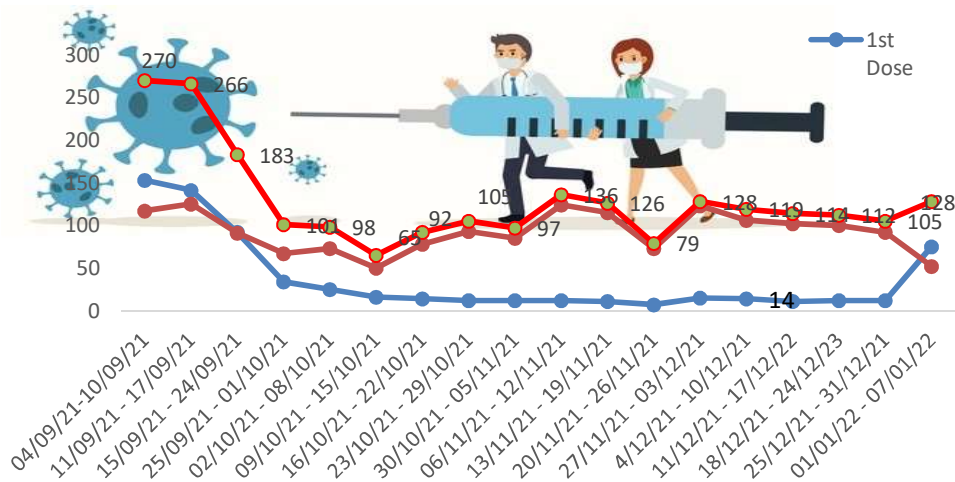


From 01st Jan, 2022 to 7th Jan, 2022
on average

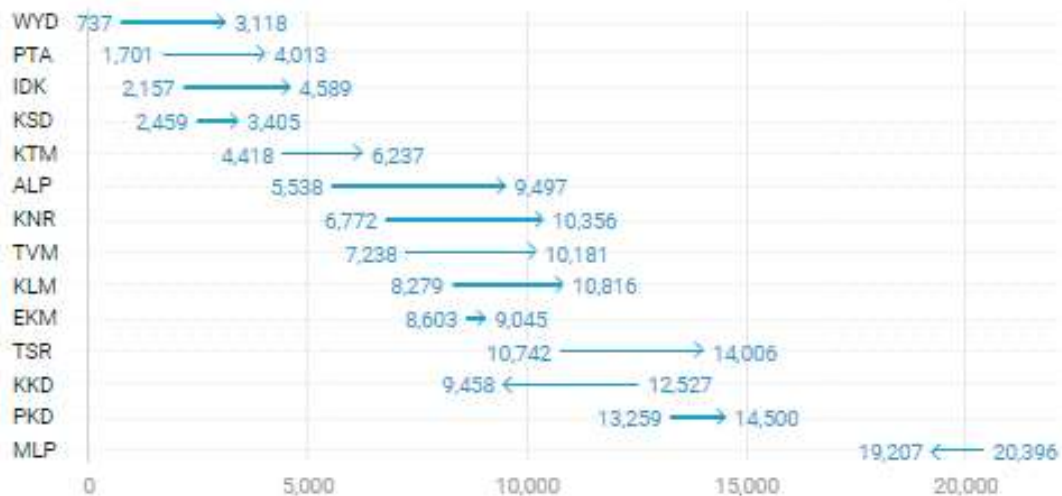
1.28 lakh

 doses were administered daily.

Average Doses Administered Per day per week (in 1000)



Trend in average per day vaccination for the last two weeks

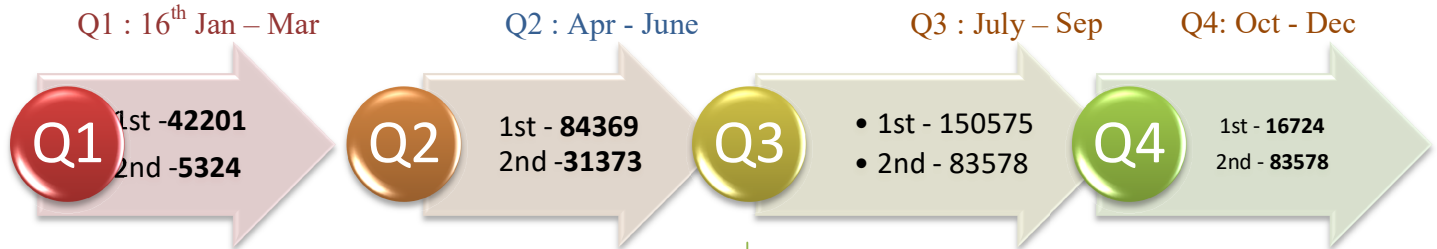


Race Against Time – Vaccination Quarterly Status

(Q1:16th Jan-Mar, Q2: Apr-June, Q3: July-Sep, Q4: Oct - Dec)

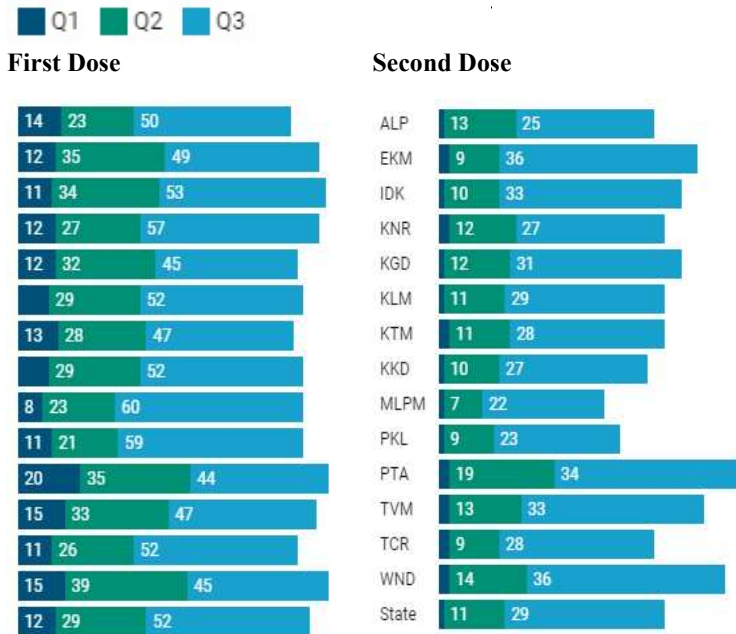
Daily Average Dozes Administered per Quarter

In the first Quarter, only 42201 first dozes and 5324 second dozes were administered daily on average. During the second, third and fourth quarters, the daily vaccination of the first and second dozes increased significantly.



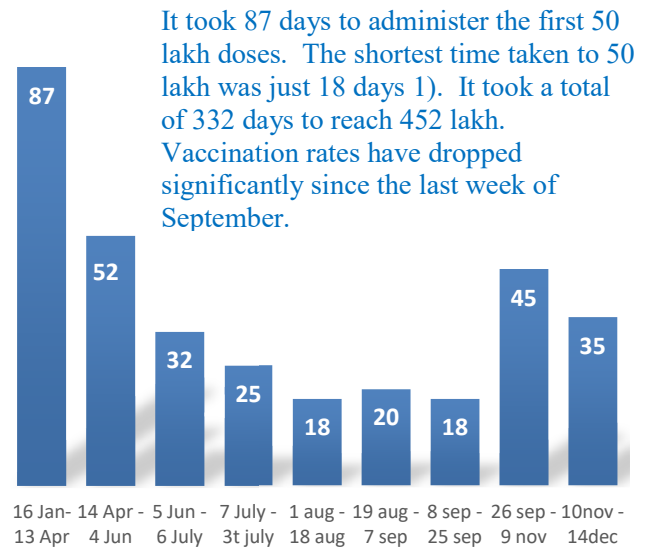
Vaccination Achievement per Quarter

In the third quarter of the immunization drive, 52% of the eligible population (18 + age) in Kerala were given the first dose and 29% the second dose.



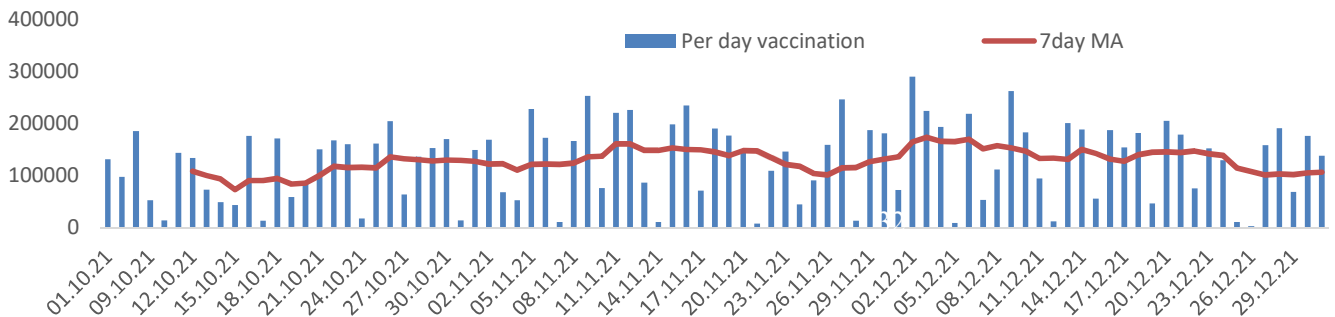
Dose Progression

The chart shows the days taken for total COVID-19 Vaccination doses(both first and second) in Kerala to cross every 50 lakh dose mark



Vaccine Administered per Day and 7 days Moving Average in Last Quarter (Oct -Dec)

The seven-day moving average of daily dozes in the last quarter showed a peak on December 2nd and continued to fluctuate thereafter



Important Message to the Public

- a. *Infection or infection rate is only a part and disease manifestation of disease is to be monitored*
- b. *Fatality among vaccinated people is very less. Disease severity among vaccinated people is less.*
- c. *People with comorbidity should be careful. Once detected covid positive they should get admitted and do not stay at home.*
- d. *Death among non-vaccinated people, especially people with comorbidity is because of late arrival in hospitals*
- e. *Diabetes and Hypertension together is the most common cause of patient death if they arrive late.*
- f. *Vaccinated people, only if symptomatic are advised to consult Doctor.*
- g. *Non Vaccinated people, if symptomatic, may do RTPCR test*
- h. *Antigen testing is only for emergency purpose*
- i. *Non vaccinated people with co-morbidities to do testing by RTPCR and consult doctor*
- j. *Repeat RTPCR is not needed among the people who are detected COVID positive in the previous 2 months*
- k. *All young person detected positive and at home isolation should do glucose test*

TABLE1.Total Vaccination done in the State as on 14/01/2022 midnight

State Summary-Total doses administered till 15/1/2022				at 12 AM				
District	Target	First Dose	Percent age	Second Dose	Percentage*	Precaution Dose	Percentage	Total doses administered
Alappuzha	1785011	1645482	92%	1422021	80%	9774	27%	30,77,277
Ernakulam	3126405	3119203	100%	2499476	80%	14039	16%	56,32,718
Idukki	920421	917363	100%	714081	78%	2766	14%	16,34,210
Kannur	2011583	2056168	102%	1681509	84%	12698	26%	37,50,375
Kasaragod	1052859	980077	93%	776333	74%	3458	19%	17,59,868
Kollam	2198745	2104425	96%	1704532	78%	9400	26%	38,18,357
Kottayam	1647422	1589696	96%	1300070	79%	10781	23%	29,00,547
Kozhikode	2642551	2505067	95%	1966171	74%	10599	18%	44,81,837
Malappuram	3229570	3125344	97%	2282712	71%	8158	23%	54,16,214
Palakkad	2273003	2195868	97%	1720653	76%	7669	17%	39,24,190
Pathanamthitta	1085342	1111517	102%	894820	82%	9018	24%	20,15,355
Thiruvananthapuram	2820638	2745917	97%	2239308	79%	19677	28%	50,04,902
Thrissur	2669204	2514218	94%	2146367	80%	19521	35%	46,80,106
Wayanad	688943	707890	103%	580892	84%	4918	20%	12,93,700
Grand Total	28,151,697	2,73,18,235	97%	2,19,28,945	78%	1,42,476	23%	4,93,89,656

TABLE2. Covid-19 Vaccination Center Functional in the State as on 14/01/2022 midnight

DISTRICTS	Public	Private	Total
Alappuzha	85	94	179
Ernakulam	86	88	174
Idukki	24	26	50
Kannur	28	61	89
Kasaragod	48	3	51
Kollam	38	46	84
Kottayam	19	82	101
Kozhikode	24	120	144
Malappuram	69	124	193
Palakkad	10	34	44
Pathanamthitta	65	73	138
Thiruvananthapuram	128	33	161
Thrissur	118	134	252
Wayanad	37	39	76
GrandTotal	779	957	1736

TABLE3. Health Care Workers Coverage as on 14/01/2022 midnight

<i>DISTRICT</i>	<i>1st DOSE</i>	<i>2nd Dose</i>	<i>% fully vaccinated</i>	<i>Precaution dose</i>	<i>Precaution dose (%) *</i>
Alappuzha	29009	27063	93%	4855	28%
Ernakulam	85553	75232	88%	8682	16%
Idukki	13551	12930	95%	1665	20%
Kannur	40378	37251	92%	8352	33%
Kasaragod	11610	10739	92%	1858	28%
Kollam	36029	33564	93%	5735	28%
Kottayam	38694	36015	93%	5225	22%
Kozhikode	52730	47675	90%	6421	22%
Malappuram	44825	41664	93%	6733	32%
Palakkad	34669	31751	92%	5069	23%
Pathanamthitta	29328	24911	85%	5139	29%
Thiruvananthapuram	73412	65932	90%	10761	25%
Thrissur	51909	48965	94%	11941	35%
Wayanad	13977	13243	95%	3022	31%
Grand Total	555674	506935	91%	85458	26%

1st Dose coverage for HCW is 100%

*Proportion of beneficiaries who are eligible (completed 9 months after 2nd dose)

TABLE4. Frontline workers Coverage as on 14/01/2022 midnight

<i>DISTRICT</i>	<i>1st dose</i>	<i>2nd Dose</i>	<i>% fully vaccinated</i>	<i>Precaution dose</i>	<i>Precaution dose(%) *</i>
Alappuzha	39118	36581	94%	1655	14%
Ernakulam	54917	50076	91%	1886	9%
Idukki	22988	21181	92%	448	6%
Kannur	41372	39833	96%	892	6%
Kasaragod	24612	22317	91%	509	7%
Kollam	42224	38523	91%	1011	12%
Kottayam	32131	30410	95%	2323	15%
Kozhikode	55262	52352	95%	973	6%
Malappuram	53905	51028	95%	656	6%
Palakkad	48092	45253	94%	1001	6%
Pathanamthitta	25244	22377	89%	1203	12%
Thiruvananthapuram	72965	67164	92%	3565	25%
Thrissur	41901	40588	97%	3801	26%
Wayanad	17017	16035	94%	485	6%
GrandTotal	571748	533718	93%	20408	11%

1st Dose coverage for FLW is 100%

*Proportion of beneficiaries who are eligible (completed 9 months after 2nd dose)

TABLE5.Age-Appropriate Group (45-59 Years) Coverage as on 14/01/2022 midnight

Table 5: Age appropriate group (45-59 years) coverage					
45-59 years Coverage as on			15/01/2022	at 12 AM	
District	Target	1st Dose Coverage	Percentage	2nd Dose Coverage	Percentage fully vaccinated
Alappuzha	535436	437180	82%	401223	75%
Ernakulam	809349	780337	96%	676359	84%
Idukki	237564	246303	104%	212948	90%
Kannur	527295	513848	97%	462174	88%
Kasaragod	253027	251177	99%	218852	86%
Kollam	541201	557562	103%	483937	89%
Kottayam	478470	412370	86%	358840	75%
Kozhikode	658949	651632	99%	557541	85%
Malappuram	733338	718149	98%	590881	81%
Palakkad	614226	544323	89%	473609	77%
Pathanamthitta	264372	280956	106%	246924	93%
Thiruvananthapuram	735836	678534	92%	593321	81%
Thrissur	689418	661426	96%	599951	87%
Wayanad	170537	176829	104%	161968	95%
Grand Total	7249018	69,10,626	95%	60,38,528	83%

TABLE6.Age-Appropriate Group (≥60 Years) Coverage as on 14/01/2022 midnight

Table 6: Age appropriate group (≥ 60 years) coverage							
≥ 60 years Coverage as on			15/01/2022	at 12 AM			
District	Target	1st Dose Coverage	Percentage	2nd Dose Coverage	Percentage fully vaccinated	Precaution dose	%
Alappuzha	424565	427626	101%	391490	92%	3264	41%
Ernakulam	673885	674240	100%	608102	90%	3471	32%
Idukki	193981	194072	100%	169239	87%	653	21%
Kannur	438602	443349	101%	403250	92%	3454	37%
Kasaragod	182460	181249	99%	157757	86%	1091	21%
Kollam	497558	498016	100%	443892	89%	2654	37%
Kottayam	418008	418269	100%	374418	90%	3233	37%
Kozhikode	526896	527354	100%	466888	89%	3205	25%
Malappuram	477642	486194	102%	420334	88%	769	24%
Palakkad	437708	438080	100%	389580	89%	1599	27%
Pathanamthitta	311297	311430	100%	276550	89%	2676	29%
Thiruvananthapuram	630465	630840	100%	558055	89%	5351	42%
Thrissur	581781	586338	101%	544660	94%	3779	48%
Wayanad	128009	128047	100%	112955	88%	1411	21%
Grand Total	5922857	59,45,104	100%	53,17,170	90%	36,610	33%

TABLE 6. Age-Appropriate Group (18-44 Years) Coverage as on 14/01/2022 midnight

18-44 years Coverage as on 15/01/2022 at 12 AM					
District	Target	First Dose		2nd Dose Coverage	Percentage fully vaccinated*
		1st Dose Coverage	Percentage		
Alappuzha	744178	657472	88%	565664	76%
Ernakulam	1470864	1472710	100%	1089707	74%
Idukki	437537	412552	94%	297783	68%
Kannur	947964	946348	100%	739001	78%
Kasaragod	556876	486752	87%	366668	66%
Kollam	1054752	913002	87%	704616	67%
Kottayam	665544	642609	97%	500387	75%
Kozhikode	1313678	1179188	90%	841715	64%
Malappuram	1777378	1759643	99%	1178805	66%
Palakkad	1088327	1057353	97%	780460	72%
Pathanamthitta	460819	436239	95%	324058	70%
Thiruvananthapuram	1309099	1223002	93%	954836	73%
Thrissur	1274465	1079632	85%	912203	72%
Wayanad	361152	348530	97%	276691	77%
Grand Total	13462633	1,26,15,032	94%	95,32,594	71%

*Among those who have taken first dose

TABLE 7. Age-Appropriate Group (15-17 Years) Coverage as on 14/01/2022 midnight

Table 6: Age appropriate group (15-17 years) coverage			
15-17 years Coverage as on		15/01/2022	at 12 AM
District	Target	1st Dose Coverage	Percentage
Alappuzha	80832	55077	68%
Ernakulam	172307	51446	30%
Idukki	51339	27897	54%
Kannur	97722	70873	73%
Kasaragod	60496	24677	41%
Kollam	105234	57592	55%
Kottayam	85400	45623	53%
Kozhikode	143028	38901	27%
Malappuram	241212	62628	26%
Palakkad	132742	73351	55%
Pathanamthitta	48854	28320	58%
Thiruvananthapuram	145238	67164	46%
Thrissur	123540	93012	75%
Wayanad	29245	23490	80%
Grand Total	1,517,189	7,20,051	47%

TABLE 8. Achievement for the day 14/01/2022 midnight

Daily achievement 13-01-2022				
District	First Dose	Second Dose	Precaution dose	Total Doses Administered
Alappuzha	4879	2209	2267	9355
Ernakulam	15094	5816	2860	23770
Idukki	2044	1202	388	3634
Kannur	3569	4069	3435	11073
Kasaragod	4563	258	295	5116
Kollam	3996	3022	1441	8459
Kottayam	2698	3111	3049	8858
Kozhikode	4889	9441	2903	17233
Malappuram	13097	12712	1624	27433
Palakkad	3740	4168	1451	9359
Pathanamthitta	2081	950	1728	4759
Thiruvananthapuram	8796	4755	3143	16694
Thrissur	5570	5953	4390	15913
Wayanad	1472	824	952	3248
Grand Total	76488	58490	29926	164904

** Vaccine stock details couldn't be downloaded from e-VIN portal as the portal is down.

TABLE 9.COVID Vaccination related sites

support@cowin.gov.in https://www.cowin.gov.in/home https://dashboard.kerala.gov.in/ https://dhs.kerala.gov.in/https://aogyakeralam.gov.in/https://sha.kerala.gov.in/

TABLE10. COVID Vaccination related Helpline numbers

National/State/District	Line1	Line2	Line3
National Helpline	1075	+91 1123978046	0120 4473222
Disha	1056	04712552056	
StateCallCenter	04712309251	04712309252	04712309255
Thiruvananthapuram	9188610100	1077	
Kollam	04742797609	8589015556	
Pathanamthitta	04682222515	04682228220	
Alappuzha	04772239999		
Kottayam	04812565200	04812304800	04812581900
Idukki	18004255640	04862232220	04862233118
Ernakulam	9072303861		
Thrissur	9400066921	9400066922	9400066923
Palakkad	04912505264	04912505189	8943341439
Malappuram	04832733253	04832737858	04832733252
Kozhikode	7594001442		
Wayanad	04936202343	04936202375	9072510900
Kannur	04972700194		
Kasargod	9061076590	9061079244	9061078026