



കേരള സർക്കാർ

COVID-19 OUTBREAK CONTROL AND PREVENTION STATE  
CELL HEALTH & FAMILY WELFARE DEPARTMENT  
Govt of Kerala  
[www.health.kerala.gov.in](http://www.health.kerala.gov.in)

[www.dhs.kerala.gov.in](http://www.dhs.kerala.gov.in)

[controlroomdhskerala@gmail.com](mailto:controlroomdhskerala@gmail.com)

**KeralaHEALTH-COVID-19 DAILY VACCINATION BULLETIN**

**Date: 15/01/2022**

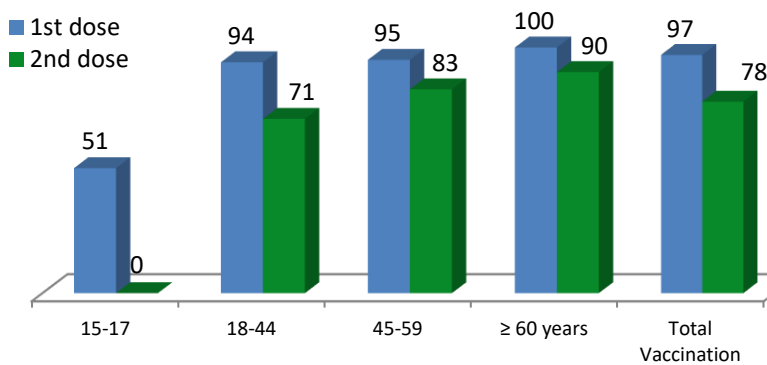
**OUR HEALTH OUR RESPONSIBILITY  
VACCINE ADVISORY**

- *People who are vaccinated with Covid Vaccine are reported to have reduced Covid related ICU admissions, serious disease and death.*
- *Early vaccination is useful to safeguard our life from this deadly disease.*
- *Vaccination sessions are planned as per the availability of vaccine. All are requested to cooperate.*
- *After receiving the first dose, second dose of Covishield vaccine is to be taken between 12–16 weeks and second dose of Covaxin between 4-6 weeks.*
- *Covid vaccination is currently available to all above the age of 18.*
- *Vaccination is available free of cost in all Government covid vaccination centers, and at a nominal rate (as per the GoI order F.No.2079203/2021/Immunization) in selected private Hospitals.*
- **ENSURE ALL YOUR ELIGIBLE FAMILY MEMBERS ARE PROTECTED BY RECEIVING ANY OF THE AVAILABLE COVID VACCINE.**
- **“BOTH COVAXIN AND COVISHIELD ARE EQUALLY EFFECTIVE AND SAFE”**
- **“BE FULLY PROTECTED – GET THE SECOND DOSE AT YOUR SCHEDULED TIME”**

## ANALYSIS

COVID-19 mass vaccinations are showing signs of preventing illness and steep decline in cases and hospital admissions in countries which done vaccination. Kerala started its vaccination for health care workers from January 16, 2021. The COVID-19 Vaccines Operational Guidelines issued by the Ministry of Health and Family Welfare, Govt. of India, 28th December 2020 and all subsequent Guidelines issued by Ministry of Health and Family Welfare, Govt of India are followed at the sites and all vaccination lanes

### Summary of COVID Vaccine Administered as on 15-01-2022 midnight

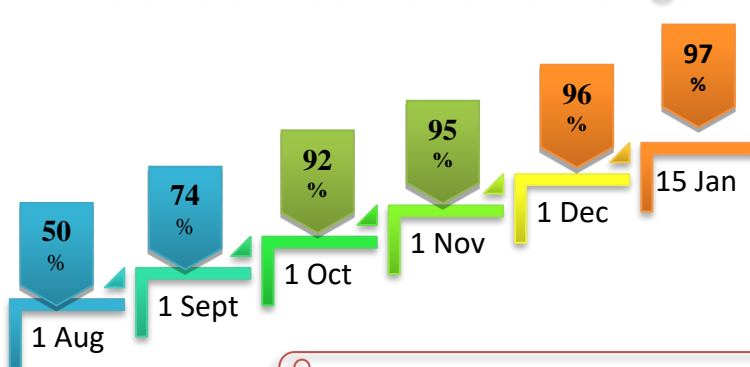


97% of eligible population vaccinated with a single dose till January 15

78% of eligible population vaccinated with double dose till January 15

State has vaccinated more than 95% of people aged more than 45-59 years with a single dose

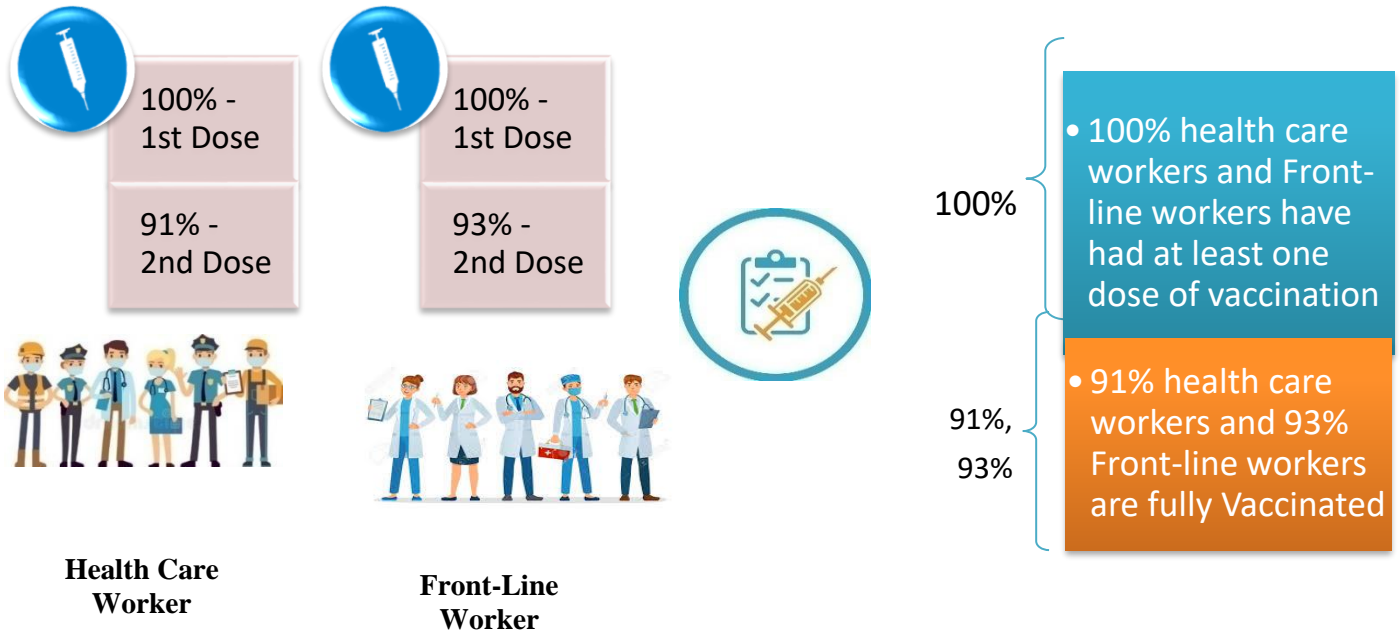
### Time Line of Vaccination Coverage



Kerala began administration of COVID 19 Vaccines on 16<sup>th</sup> January, 2021. As of 15<sup>th</sup> January 2022, Kerala has administered over 49 million doses overall, including first and second doses of vaccines.


**Over 97 per cent of the eligible population (15 + years) in Kerala has been administered the first dose of the Covid-19 vaccine. The state has achieved the target within 365 days since the beginning of the vaccination drive on January 16.**

# Health Care Workers & Front-line Workers Vaccinated



## Are You Vaccinated? You Still Need to Practice:

- Even after vaccination, follow COVID appropriate behavior
- Practice Social Distancing and greet without physical contact
- Always wear clean face mask
- Wash your hands thoroughly and frequently or use hand sanitizer
- Follow the current COVID 19 guidelines to prevent further spread
- Stay Safe. Stay Strong. Get Vaccinated



Even After Getting Vaccinated Keep Taking Precautions to Protect Your Self

			
<b>GET VACCINATED</b>	<b>WASH YOUR HANDS</b>	<b>WEAR A MASK</b>	<b>KEEP YOUR DISTANCE</b>

# The Race Towards Full Vaccination - Weekly Trend

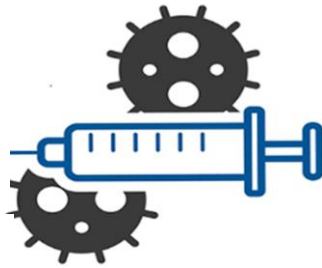
08<sup>th</sup> Jan, 2022 – 14<sup>th</sup> Jan, 2022

Kerala Administered over

## 7.85 Lakh

COVID Vaccine Doses

in the last 7 days  
(8<sup>th</sup> Jan, 2022 to 14<sup>th</sup> Jan)

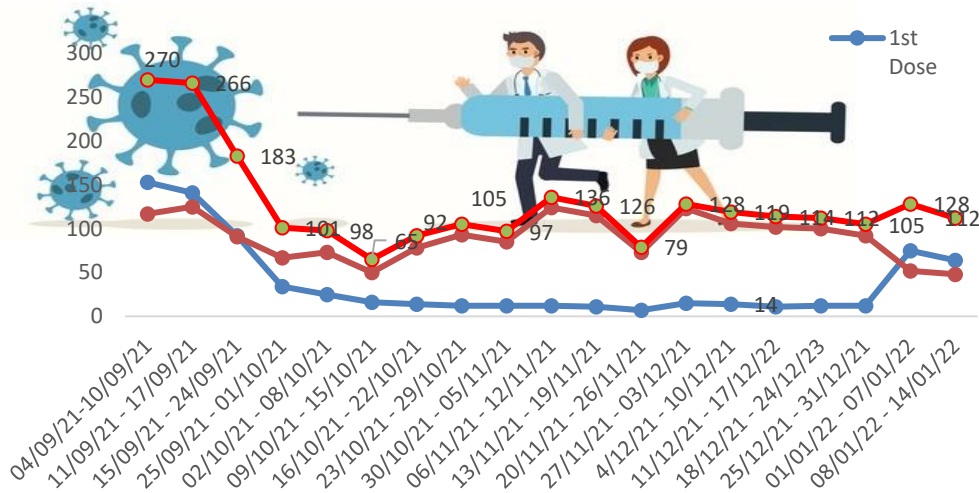


From 08<sup>th</sup> Jan, 2022 to 14<sup>th</sup> Jan, 2022 on average

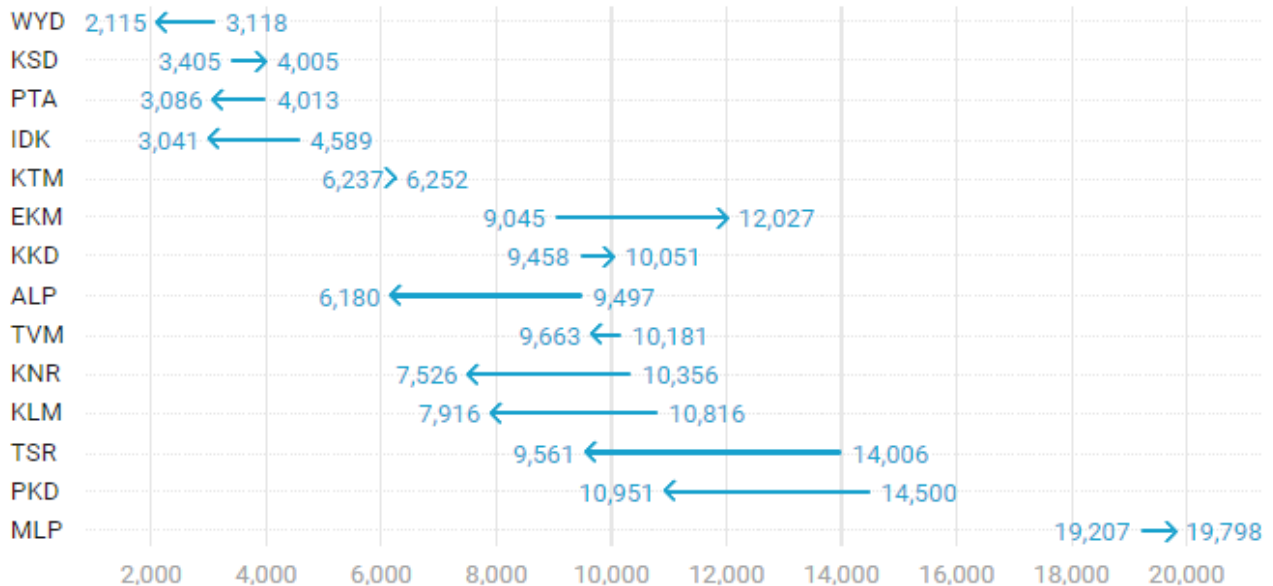
## 1.12 lakh

 doses were administered daily.

Average Doses Administered Per day per week (in 1000)



Trend in average per day vaccination for the last two weeks

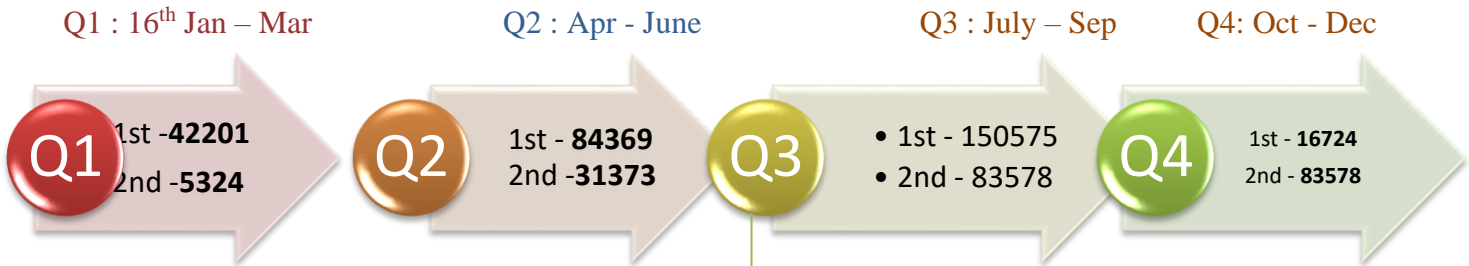


# Race Against Time – Vaccination Quarterly Status

(Q1: 16<sup>th</sup> Jan-Mar, Q2: Apr-June, Q3: July-Sep, Q4: Oct-Dec)

## Daily Average Dozes Administered per Quarter

In the first Quarter, only 42201 first dozes and 5324 second dozes were administered daily on average. During the second, third and fourth quarters, the daily vaccination of the first and second dozes increased significantly.

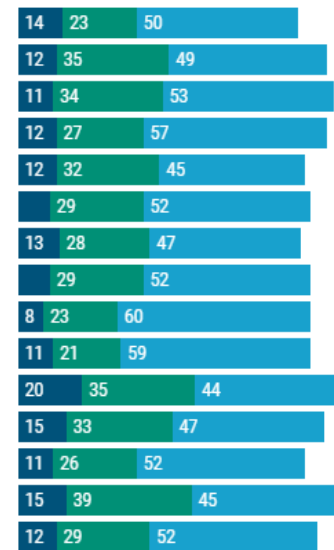


## Vaccination Achievement per Quarter

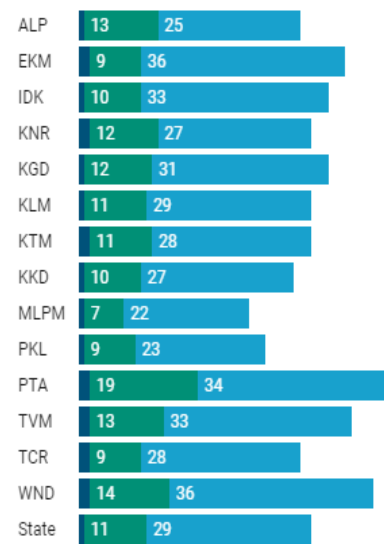
In the third quarter of the immunization drive, 52% of the eligible population (18 + age) in Kerala were given the first dose and 29% the second dose.

■ Q1 ■ Q2 ■ Q3

### First Dose



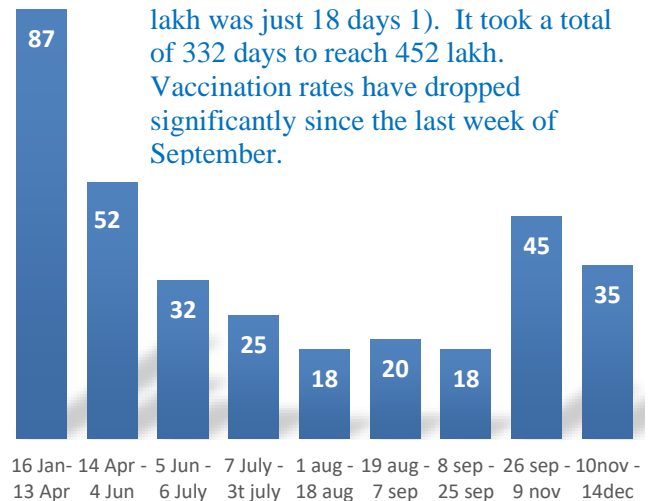
### Second Dose



## Dose Progression

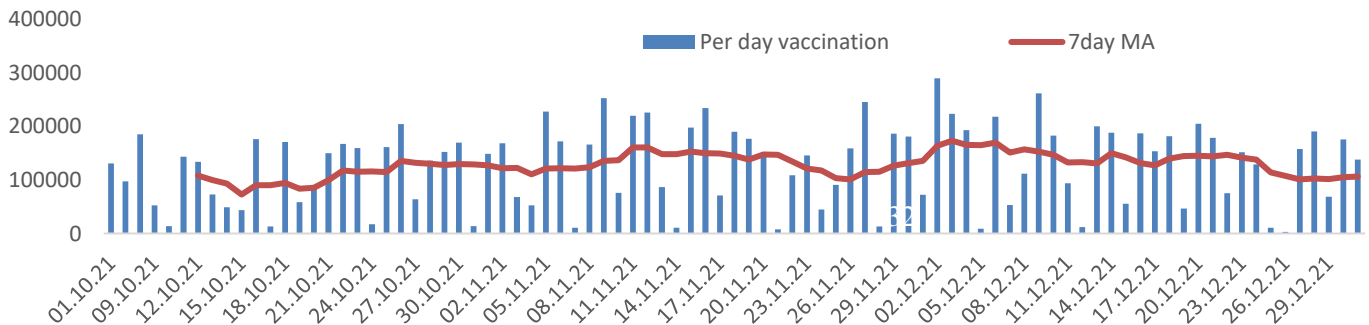
The chart shows the days taken for total COVID-19 Vaccination dozes(both first and second) in Kerala to cross every 50 lakh dose mark

It took 87 days to administer the first 50 lakh doses. The shortest time taken to 50 lakh was just 18 days. It took a total of 332 days to reach 452 lakh. Vaccination rates have dropped significantly since the last week of September.



## Vaccine Administered per Day and 7 days Moving Average in Last Quarter (Oct -Dec)

The seven-day moving average of daily dozes in the last quarter showed a peak on December 2<sup>nd</sup> and continued to fluctuate thereafter



## Important Message to the Public

- a. *Infection or infection rate is only a part and disease manifestation of disease is to be monitored*
- b. *Fatality among vaccinated people is very less. Disease severity among vaccinated people is less.*
- c. *People with comorbidity should be careful. Once detected covid positive they should get admitted and do not stay at home.*
- d. *Death among non-vaccinated people, especially people with comorbidity is because of late arrival in hospitals*
- e. *Diabetes and Hypertension together is the most common cause of patient death if they arrive late.*
- f. *Vaccinated people, only if symptomatic are advised to consult Doctor.*
- g. *Non Vaccinated people, if symptomatic, may do RTPCR test*
- h. *Antigen testing is only for emergency purpose*
- i. *Non vaccinated people with co-morbidities to do testing by RTPCR and consult doctor*
- j. *Repeat RTPCR is not needed among the people who are detected COVID positive in the previous 2 months*
- k. *All young person detected positive and at home isolation should do glucose test*

TABLE1.Total Vaccination done in the State as on 15/01/2022 midnight

State Summary-Total doses administered till 16/1/2022				at 12 AM				
District	Target	First Dose	Percent age	Second Dose	Percentage*	Precaution Dose	Percentage	Total doses administered
Alappuzha	1785011	1649533	92%	1424404	80%	11767	31%	3,085,704
Ernakulam	3126405	3128260	100%	2508205	80%	17464	20%	5,653,929
Idukki	920421	918558	100%	715232	78%	3233	16%	1,637,023
Kannur	2011583	2060400	102%	1683959	84%	14126	28%	3,758,485
Kasaragod	1052859	984047	93%	776622	74%	3681	16%	1,764,350
Kollam	2198745	2108920	96%	1706761	78%	10610	29%	3,826,291
Kottayam	1647422	1593348	97%	1303559	79%	13236	27%	2,910,143
Kozhikode	2642551	2516439	95%	1970470	75%	12665	21%	4,499,574
Malappuram	3229570	3139664	97%	2291452	71%	9978	26%	5,441,094
Palakkad	2273003	2201068	97%	1724604	76%	9490	20%	3,935,162
Pathanamthitta	1085342	1113502	103%	895982	83%	11003	27%	2,020,487
Thiruvananthapuram	2820638	2750927	98%	2242581	80%	23060	30%	5,016,568
Thrissur	2669204	2521144	94%	2151671	81%	23569	41%	4,696,384
Wayanad	688943	709303	103%	581474	84%	5524	20%	1,296,301
<b>Grand Total</b>	<b>28,151,697</b>	<b>27,395,113</b>	<b>97%</b>	<b>21,976,976</b>	<b>78%</b>	<b>169,406</b>	<b>26%</b>	<b>49,541,495</b>

TABLE2. Covid-19 Vaccination Center Functional in the State as on 15/01/2022 midnight

<i>DISTRICTS</i>	15+	18+	Total
Alappuzha	82	90	172
Ernakulam	47	110	157
Idukki	11	26	37
Kannur	37	38	75
Kasaragod	47	5	52
Kollam	100	44	144
Kottayam	24	62	86
Kozhikode	91	52	143
Malappuram	81	101	182
Palakkad	26	45	71
Pathanamthitta	65	73	138
Thiruvananthapuram	120	41	161
Thrissur	118	132	250
Wayanad	37	39	76
<b>GrandTotal</b>	<b>886</b>	<b>858</b>	<b>1744</b>



TABLE3. Health Care Workers Coverage as on 15/01/2022 midnight

<b>DISTRICT</b>	<b>1st DOSE</b>	<b>2nd Dose</b>	<b>% fully vaccinated</b>	<b>Precaution dose</b>	<b>Precaution dose (%) *</b>
<b>Alappuzha</b>	29009	27078	93%	5701	33%
<b>Ernakulam</b>	85554	75264	88%	10598	19%
<b>Idukki</b>	13551	12931	95%	1910	23%
<b>Kannur</b>	40378	37254	92%	8895	35%
<b>Kasaragod</b>	11610	10740	93%	1878	28%
<b>Kollam</b>	36029	33570	93%	6329	31%
<b>Kottayam</b>	38696	36034	93%	6343	26%
<b>Kozhikode</b>	52730	47701	90%	7500	26%
<b>Malappuram</b>	44825	41689	93%	7706	36%
<b>Palakkad</b>	34670	31767	92%	6095	28%
<b>Pathanamthitta</b>	29328	24923	85%	5682	32%
<b>Thiruvananthapuram</b>	73412	65967	90%	12419	29%
<b>Thrissur</b>	51909	48977	94%	13662	40%
<b>Wayanad</b>	13977	13246	95%	3225	33%
<b>Grand Total</b>	<b>555678</b>	<b>507141</b>	<b>91%</b>	<b>97943</b>	<b>29%</b>

1st Dose coverage for HCW is 100%

\*Proportion of beneficiaries who are eligible ( completed 9 months after 2nd dose )

TABLE4. Frontline workers Coverage as on 15/01/2022 midnight

<b>DISTRICT</b>	<b>1st dose</b>	<b>2nd Dose</b>	<b>% fully vaccinated</b>	<b>Precaution dose</b>	<b>Precaution dose(%) *</b>
<b>Alappuzha</b>	39118	36585	94%	2210	18%
<b>Ernakulam</b>	54918	50090	91%	2621	12%
<b>Idukki</b>	22988	21184	92%	527	6%
<b>Kannur</b>	41372	39834	96%	1299	9%
<b>Kasaragod</b>	24612	22323	91%	643	7%
<b>Kollam</b>	42224	38529	91%	1300	15%
<b>Kottayam</b>	32131	30426	95%	2956	19%
<b>Kozhikode</b>	55262	52359	95%	1276	7%
<b>Malappuram</b>	53905	51038	95%	1210	9%
<b>Palakkad</b>	48092	45259	94%	1405	8%
<b>Pathanamthitta</b>	25244	22384	89%	1482	13%
<b>Thiruvananthapuram</b>	72966	67184	92%	4111	24%
<b>Thrissur</b>	41901	40595	97%	5060	34%
<b>Wayanad</b>	17017	16037	94%	545	6%
<b>Grand Total</b>	<b>571750</b>	<b>533827</b>	<b>93%</b>	<b>26645</b>	<b>14%</b>

1st Dose coverage for FLW is 100%

\*Proportion of beneficiaries who are eligible ( completed 9 months after 2nd dose )



TABLE5.Age-Appropriate Group (45-59 Years) Coverage as on 15/01/2022 midnight

<b>Table 5: Age appropriate group (45-59 years) coverage</b>					
<b>45-59 years Coverage as on 16/01/2022 at 12 AM</b>					
<b>District</b>	<b>Target</b>	<b>1st Dose Coverage</b>	<b>Percentage</b>	<b>2nd Dose Coverage</b>	<b>Percentage fully vaccinated</b>
Alappuzha	535436	437264	82%	401778	75%
Ernakulam	809349	780539	96%	677906	84%
Idukki	237564	246321	104%	213163	90%
Kannur	527295	513923	97%	462656	88%
Kasaragod	253027	251201	99%	218900	87%
Kollam	541201	557648	103%	484397	90%
Kottayam	478470	412478	86%	359602	75%
Kozhikode	658949	651774	99%	558265	85%
Malappuram	733338	718398	98%	592358	81%
Palakkad	614226	544430	89%	474377	77%
Pathanamthitta	264372	280991	106%	247111	93%
Thiruvananthapuram	735836	678648	92%	593933	81%
Thrissur	689418	661580	96%	600988	87%
Wayanad	170537	176839	104%	162020	95%
<b>Grand Total</b>	<b>7249018</b>	<b>6,912,034</b>	<b>95%</b>	<b>6,047,454</b>	<b>83%</b>

TABLE6.Age-Appropriate Group ( $\geq 60$  Years) Coverage as on 15/01/2022 midnight

<b>Table 6: Age appropriate group (<math>\geq 60</math> years) coverage</b>							
<b><math>\geq 60</math> years Coverage as on 16/01/2022 at 12 AM</b>							
<b>District</b>	<b>Target</b>	<b>1st Dose Coverage</b>	<b>Percentage</b>	<b>2nd Dose Coverage</b>	<b>Percentage fully vaccinated</b>	<b>Precaution dose</b>	<b>%</b>
Alappuzha	424565	427665	101%	391692	92%	3856	45%
Ernakulam	673885	674347	100%	608744	90%	4245	37%
Idukki	193981	194089	100%	169343	87%	796	23%
Kannur	438602	443378	101%	403540	92%	3932	40%
Kasaragod	182460	181261	99%	157778	86%	1160	17%
Kollam	497558	498064	100%	444107	89%	2981	40%
Kottayam	418008	418323	100%	374752	90%	3937	42%
Kozhikode	526896	527414	100%	467252	89%	3889	26%
Malappuram	477642	486283	102%	420835	88%	1062	27%
Palakkad	437708	438117	100%	389915	89%	1990	31%
Pathanamthitta	311297	311456	100%	276673	89%	3839	32%
Thiruvananthapuram	630465	630891	100%	558333	89%	6530	42%
Thrissur	581781	586417	101%	545151	94%	4847	53%
Wayanad	128009	128054	100%	112979	88%	1754	21%
<b>Grand Total</b>	<b>5922857</b>	<b>5,945,759</b>	<b>100%</b>	<b>5,321,094</b>	<b>90%</b>	<b>44,818</b>	<b>35%</b>

TABLE 6. Age-Appropriate Group (18-44 Years) Coverage as on 15/01/2022 midnight

18-44 years Coverage as on 16/01/2022 at 12 AM					
District	Target	First Dose		2nd Dose Coverage	Percentage fully vaccinated*
		1st Dose Coverage	Percentage		
Alappuzha	744178	658640	89%	567271	76%
Ernakulam	1470864	1475946	100%	1096201	75%
Idukki	437537	412981	94%	298611	68%
Kannur	947964	947540	100%	740675	78%
Kasaragod	556876	487661	88%	366881	66%
Kollam	1054752	914354	87%	706158	67%
Kottayam	665544	643884	97%	502745	76%
Kozhikode	1313678	1183056	90%	844893	64%
Malappuram	1777378	1765125	99%	1185532	67%
Palakkad	1088327	1059177	97%	783286	72%
Pathanamthitta	460819	436818	95%	324891	71%
Thiruvananthapuram	1309099	1224824	94%	957164	73%
Thrissur	1274465	1081730	85%	915960	72%
Wayanad	361152	348982	97%	277192	77%
<b>Grand Total</b>	<b>13462633</b>	<b>12,640,718</b>	<b>94%</b>	<b>9,567,460</b>	<b>71%</b>

\*Among those who have taken first dose

TABLE 7. Age-Appropriate Group (15-17 Years) Coverage as on 15/01/2022 midnight

Table 6: Age appropriate group (15-17 years) coverage			
15-17 years Coverage as on		16/01/2022	at 12 AM
District	Target	1st Dose Coverage	Percentage
Alappuzha	80832	57837	72%
Ernakulam	172307	56956	33%
Idukki	51339	28628	56%
Kannur	97722	73809	76%
Kasaragod	60496	27702	46%
Kollam	105234	60601	58%
Kottayam	85400	47836	56%
Kozhikode	143028	46203	32%
Malappuram	241212	71128	29%
Palakkad	132742	76582	58%
Pathanamthitta	48854	29665	61%
Thiruvananthapuram	145238	70186	48%
Thrissur	123540	97607	79%
Wayanad	29245	24434	84%
<b>Grand Total</b>	<b>1,517,189</b>	<b>769,174</b>	<b>51%</b>

TABLE 8. Achievement for the day 15/01/2022 midnight

Daily achievement 15-01-2022				
District	First Dose	Second Dose	Precaution dose	Total Doses Administered
Alappuzha	4050	2383	1991	8424
Ernakulam	8782	8718	3415	20915
Idukki	1134	1101	461	2696
Kannur	4211	2440	1410	8061
Kasaragod	3961	289	215	4465
Kollam	4491	2219	1198	7908
Kottayam	3645	3486	2454	9585
Kozhikode	11236	3966	2026	17228
Malappuram	14047	8227	1808	24082
Palakkad	5199	3938	1819	10956
Pathanamthitta	1923	1159	1985	5067
Thiruvananthapuram	5007	3271	3382	11660
Thrissur	6923	5302	4032	16257
Wayanad	1413	580	606	2599
<b>Grand Total</b>	<b>76022</b>	<b>47079</b>	<b>26802</b>	<b>149903</b>

\*\* Vaccine stock details couldn't be downloaded from e-VIN portal as the portal is down.

TABLE 9.COVID Vaccination related sites

<a href="mailto:support@cowin.gov.in">support@cowin.gov.in</a> <a href="https://www.cowin.gov.in/home">https://www.cowin.gov.in/home</a> <a href="https://dashboard.kerala.gov.in/">https://dashboard.kerala.gov.in/</a> <a href="https://dhs.kerala.gov.in/https://aogyakeralam.gov.in/https://sha.kerala.gov.in/">https://dhs.kerala.gov.in/https://aogyakeralam.gov.in/https://sha.kerala.gov.in/</a>
---

TABLE10. COVID Vaccination related Helpline numbers

National/State/District	Line1	Line2	Line3
National Helpline	1075	+91 1123978046	0120 4473222
Disha	1056	04712552056	
StateCallCenter	04712309251	04712309252	04712309255
Thiruvananthapuram	9188610100	1077	
Kollam	04742797609	8589015556	
Pathanamthitta	04682222515	04682228220	
Alappuzha	04772239999		
Kottayam	04812565200	04812304800	04812581900
Idukki	18004255640	04862232220	04862233118
Ernakulam	9072303861		
Thrissur	9400066921	9400066922	9400066923
Palakkad	04912505264	04912505189	8943341439
Malappuram	04832733253	04832737858	04832733252
Kozhikode	7594001442		
Wayanad	04936202343	04936202375	9072510900
Kannur	04972700194		
Kasargod	9061076590	9061079244	9061078026