



കേരള സർക്കാർ

COVID-19 OUTBREAK CONTROL AND PREVENTION STATE
CELL HEALTH & FAMILY WELFARE DEPARTMENT
Govt of Kerala
www.health.kerala.gov.in

www.dhs.kerala.gov.in

controlroomdhskerala@gmail.com

KeralaHEALTH-COVID-19 DAILY VACCINATION BULLETIN

Date: 16/01/2022

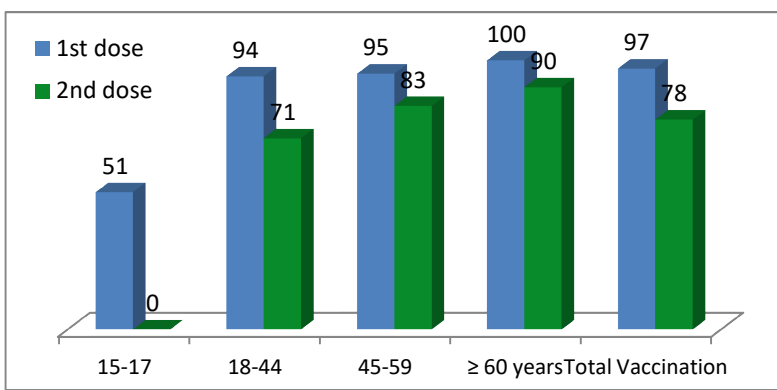
**OUR HEALTH OUR RESPONSIBILITY
VACCINE ADVISORY**

- *People who are vaccinated with Covid Vaccine are reported to have reduced Covid related ICU admissions, serious disease and death.*
- *Early vaccination is useful to safeguard our life from this deadly disease.*
- *Vaccination sessions are planned as per the availability of vaccine. All are requested to cooperate.*
- *After receiving the first dose, second dose of Covishield vaccine is to be taken between 12–16 weeks and second dose of Covaxin between 4-6 weeks.*
- *Covid vaccination is currently available to all above the age of 18*
- *Vaccination is available free of cost in all Government covid vaccination centers, and at a nominal rate (as per the GoI order F.No.2079203/2021/Immunization) in selected private Hospitals.*
- **ENSURE ALL YOUR ELIGIBLE FAMILY MEMBERS ARE PROTECTED BY RECEIVING ANY OF THE AVAILABLE COVID VACCINE.**
- **“BOTH COVAXIN AND COVISHIELD ARE EQUALLY EFFECTIVE AND SAFE”**
- **“BE FULLY PROTECTED – GET THE SECOND DOSE AT YOUR SCHEDULED TIME”**

ANALYSIS

COVID-19 mass vaccinations are showing signs of preventing illness and steep decline in cases and hospital admissions in countries which done vaccination. Kerala started its vaccination for health care workers from January 16, 2021. The COVID-19 Vaccines Operational Guidelines issued by the Ministry of Health and Family Welfare, Govt. of India, 28th December 2020 and all subsequent Guidelines issued by Ministry of Health and Family Welfare, Govt of India are followed at the sites and all vaccination lanes

Summary of COVID Vaccine Administered as on 16-01-2022 midnight



97% of eligible population vaccinated with a single dose till January 16



97%

78% of eligible population vaccinated with double dose till January 16



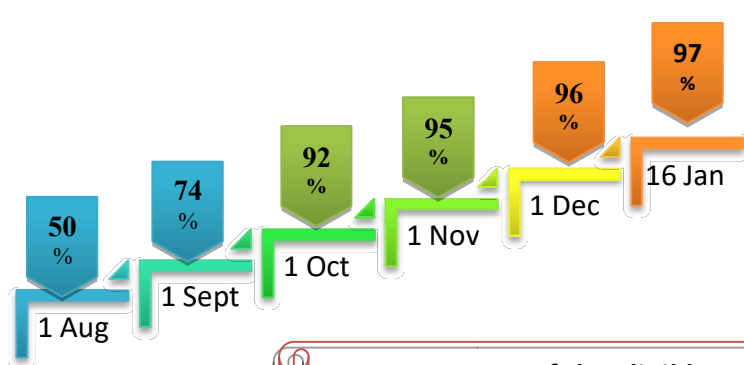
78%

State has vaccinated more than 95% of people aged more than 45-59 years with a single dose



95%

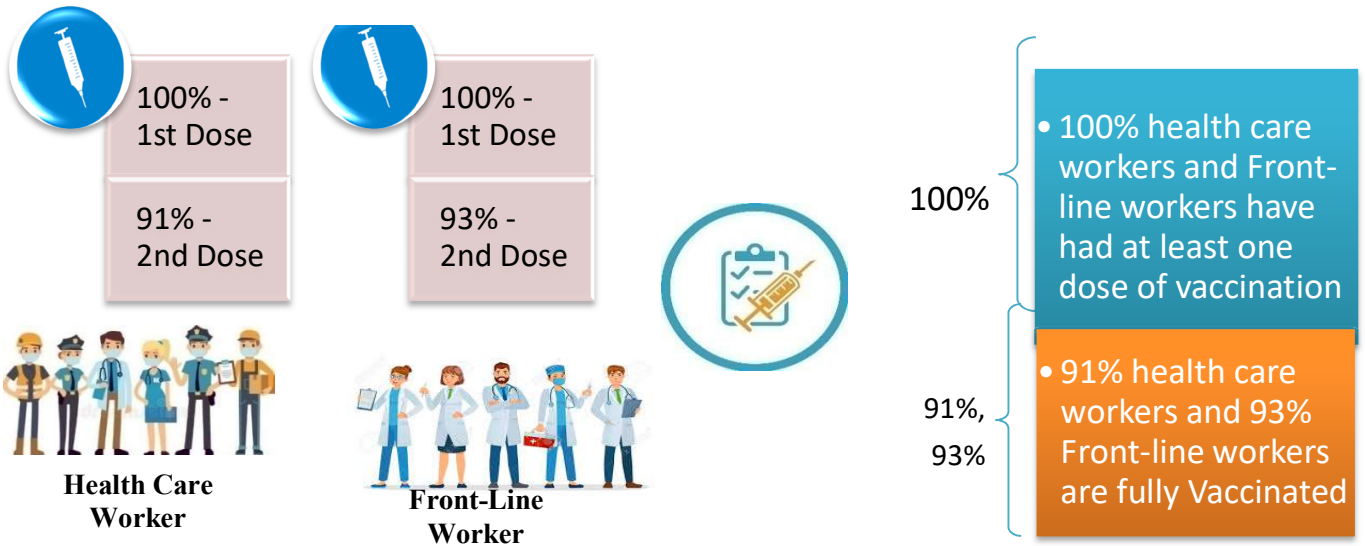
Time Line of Vaccination Coverage



Kerala began administration of COVID 19 Vaccines on 16th January, 2021. As of 16th January 2022, Kerala has administered over 49 million doses overall, including first and second doses of vaccines.

Over 97 per cent of the eligible population (15 + years) in Kerala has been administered the first dose of the Covid-19 vaccine. The state has achieved the target within 366 days since the beginning of the vaccination drive on January 16.

Health Care Workers & Front-line Workers Vaccinated



Are You Vaccinated? You Still Need to Practice: SMS

- Even after vaccination, follow COVID appropriate behavior
- Practice Social Distancing and greet without physical contact
- Always wear clean face mask
- Wash your hands thoroughly and frequently or use hand sanitizer
- Follow the current COVID 19 guidelines to prevent further spread
- Stay Safe. Stay Strong. Get Vaccinated



Even After Getting Vaccinated Keep Taking Precautions to Protect Your Self



The Race Towards Full Vaccination - Weekly Trend

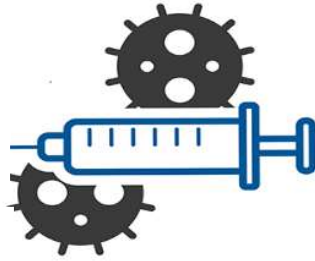
08th Jan, 2022 – 14th Jan, 2022

Kerala Administered over

7.85 Lakh

COVID Vaccine Doses

in the last 7 days
(8th Jan, 2022 to 14th Jan)

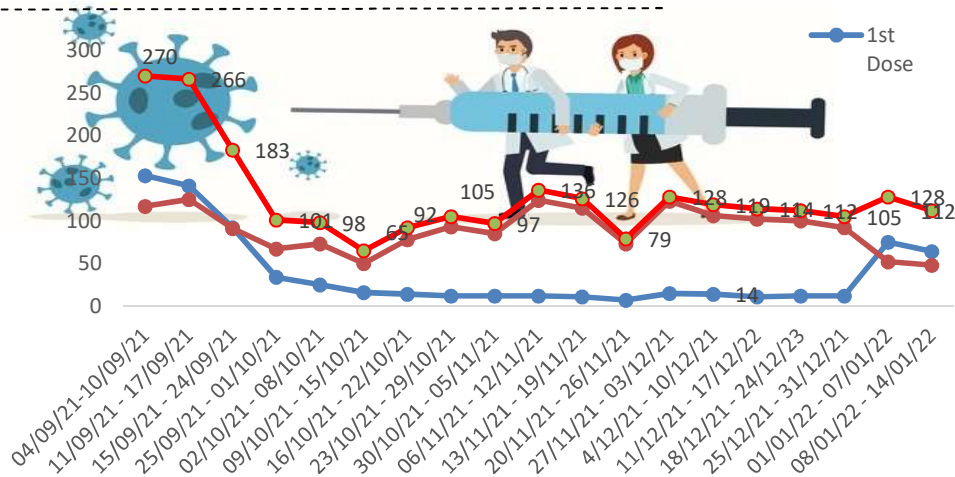


From 08th Jan, 2022 to 14th Jan, 2022 on average

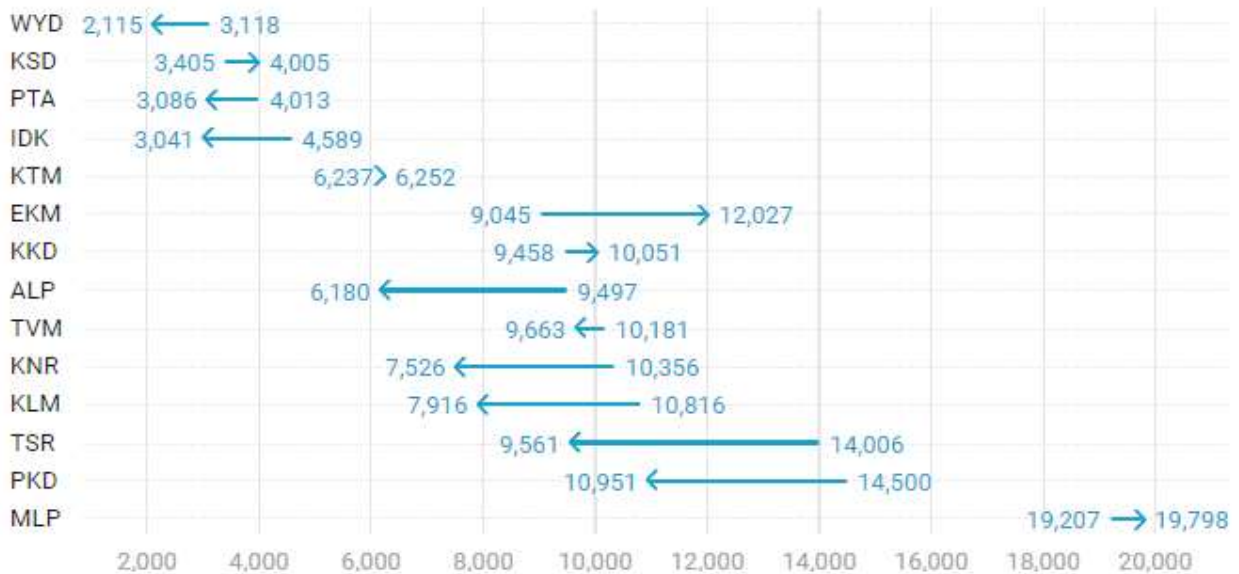
1.12 lakh

doses were administered daily.

Average Doses Administered Per day per week (in 1000)



Trend in average per day vaccination for the last two weeks

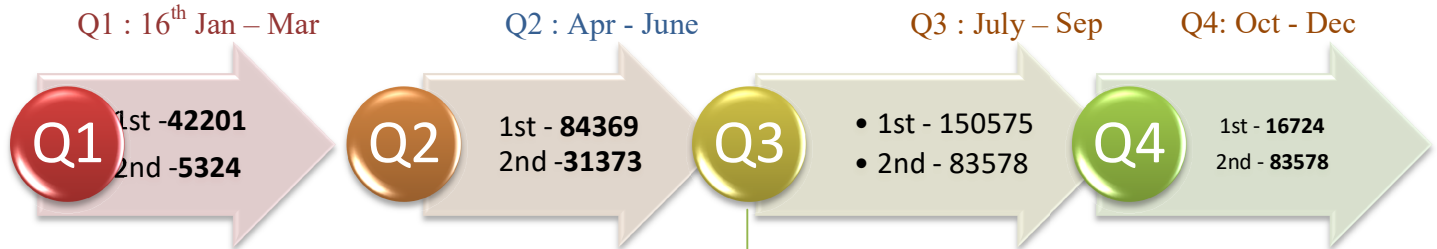


Race Against Time – Vaccination Quarterly Status

(Q1:16th Jan-Mar, Q2: Apr-June, Q3: July-Sep, Q4: Oct - Dec)

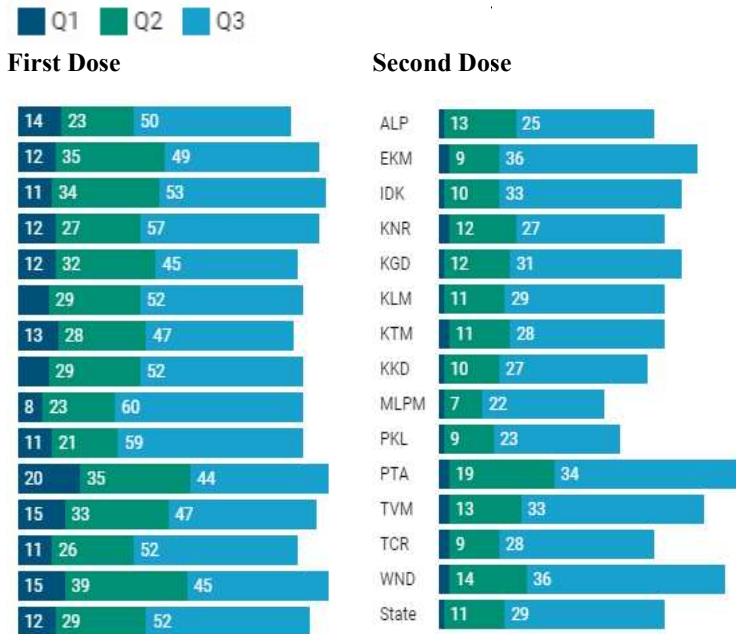
Daily Average Dozes Administered per Quarter

In the first Quarter, only 42201 first dozes and 5324 second dozes were administered daily on average. During the second, third and fourth quarters, the daily vaccination of the first and second dozes increased significantly.



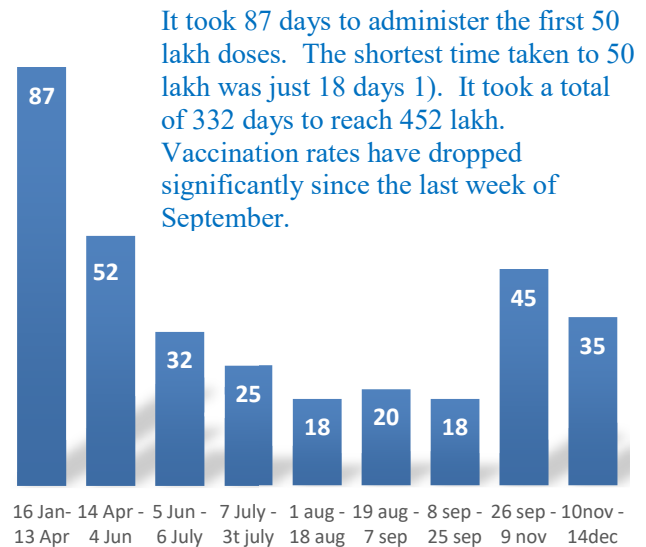
Vaccination Achievement per Quarter

In the third quarter of the immunization drive, 52% of the eligible population (18 + age) in Kerala were given the first dose and 29% the second dose.



Dose Progression

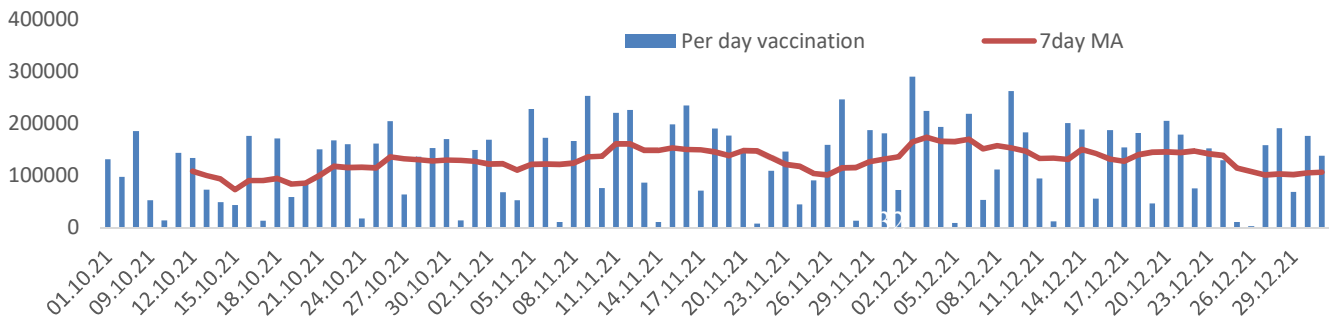
The chart shows the days taken for total COVID-19 Vaccination dozes(both first and second) in Kerala to cross every 50 lakh dose mark



It took 87 days to administer the first 50 lakh doses. The shortest time taken to 50 lakh was just 18 days. It took a total of 332 days to reach 452 lakh. Vaccination rates have dropped significantly since the last week of September.

Vaccine Administered per Day and 7 days Moving Average in Last Quarter (Oct -Dec)

The seven-day moving average of daily dozes in the last quarter showed a peak on December 2nd and continued to fluctuate thereafter



Important Message to the Public

- a. *Infection or infection rate is only a part and disease manifestation of disease is to be monitored*
- b. *Fatality among vaccinated people is very less. Disease severity among vaccinated people is less.*
- c. *People with comorbidity should be careful. Once detected covid positive they should get admitted and do not stay at home.*
- d. *Death among non-vaccinated people, especially people with comorbidity is because of late arrival in hospitals*
- e. *Diabetes and Hypertension together is the most common cause of patient death if they arrive late.*
- f. *Vaccinated people, only if symptomatic are advised to consult Doctor.*
- g. *Non Vaccinated people, if symptomatic, may do RTPCR test*
- h. *Antigen testing is only for emergency purpose*
- i. *Non vaccinated people with co-morbidities to do testing by RTPCR and consult doctor*
- j. *Repeat RTPCR is not needed among the people who are detected COVID positive in the previous 2 months*
- k. *All young person detected positive and at home isolation should do glucose test*

TABLE1.Total Vaccination done in the State as on 16/01/2022 midnight

State Summary-Total doses administered till 17/1/2022				at 12 AM				
District	Target	First Dose	Percent age	Second Dose	Percentage*	Precaution Dose	Percentage	Total doses administered
Alappuzha	1785011	1651066	92%	1425148	80%	11979	31%	30,88,193
Ernakulam	3126405	3128809	100%	2509488	80%	17650	20%	56,55,947
Idukki	920421	918621	100%	715241	78%	3239	16%	16,37,101
Kannur	2011583	2060431	102%	1684029	84%	14237	28%	37,58,697
Kasaragod	1052859	984427	94%	777060	74%	3809	17%	17,65,296
Kollam	2198745	2108950	96%	1706812	78%	10643	29%	38,26,405
Kottayam	1647422	1593810	97%	1303908	79%	13585	28%	29,11,303
Kozhikode	2642551	2516513	95%	1970570	75%	12814	21%	44,99,897
Malappuram	3229570	3143739	97%	2292226	71%	10064	26%	54,46,029
Palakkad	2273003	2201079	97%	1724641	76%	9528	21%	39,35,248
Pathanamthitta	1085342	1113555	103%	896091	83%	11078	27%	20,20,724
Thiruvananthapuram	2820638	2751649	98%	2242837	80%	23579	30%	50,18,065
Thrissur	2669204	2522180	94%	2152624	81%	24424	41%	46,99,228
Wayanad	688943	709325	103%	581485	84%	5555	20%	12,96,365
Grand Total	28,151,697	2,74,04,154	97%	2,19,82,160	78%	1,72,184	26%	4,95,58,498

TABLE2. Covid-19 Vaccination Center Functional in the State as on 16/01/2022 midnight

DISTRICTS	15+	18+	Total
Alappuzha	82	87	169
Ernakulam	2	20	22
Idukki	1	2	3
Kannur	0	13	13
Kasaragod	3	7	10
Kollam	1	7	8
Kottayam	2	9	11
Kozhikode	0	33	33
Malappuram	21	20	41
Palakkad	0	5	5
Pathanamthitta	6	8	14
Thiruvananthapuram	26	19	45
Thrissur	38	51	89
Wayanad	0	1	1
GrandTotal	182	282	464

TABLE3. Health Care Workers Coverage as on 16/01/2022 midnight

DISTRICT	1st DOSE	2nd Dose	% fully vaccinated	Precaution dose	Precaution dose (%) *
Alappuzha	29009	27079	93%	5770	33%
Ernakulam	85554	75268	88%	10656	19%
Idukki	13551	12931	95%	1911	23%
Kannur	40378	37254	92%	8967	35%
Kasaragod	11610	10740	93%	1906	28%
Kollam	36029	33570	93%	6334	31%
Kottayam	38696	36035	93%	6511	27%
Kozhikode	52730	47701	90%	7537	26%
Malappuram	44825	41689	93%	7744	37%
Palakkad	34670	31767	92%	6098	28%
Pathanamthitta	29328	24924	85%	5703	32%
Thiruvananthapuram	73412	65968	90%	12503	29%
Thrissur	51909	48980	94%	13886	41%
Wayanad	13977	13247	95%	3231	33%
Grand Total	555678	507153	91%	98757	29%

1st Dose coverage for HCW is 100%

*Proportion of beneficiaries who are eligible (completed 9 months after 2nd dose)

TABLE4. Frontline workers Coverage as on 16/01/2022 midnight

DISTRICT	1st dose	2nd Dose	% fully vaccinated	Precaution dose	Precaution dose(%) *
Alappuzha	39118	36585	94%	2273	18%
Ernakulam	54918	50091	91%	2662	13%
Idukki	22988	21184	92%	528	6%
Kannur	41372	39834	96%	1314	9%
Kasaragod	24612	22324	91%	674	7%
Kollam	42224	38529	91%	1309	15%
Kottayam	32131	30429	95%	3039	20%
Kozhikode	55262	52361	95%	1294	7%
Malappuram	53905	51042	95%	1230	9%
Palakkad	48092	45259	94%	1418	8%
Pathanamthitta	25244	22384	89%	1496	13%
Thiruvananthapuram	72966	67186	92%	4214	23%
Thrissur	41901	40596	97%	5307	34%
Wayanad	17017	16037	94%	549	6%
GrandTotal	571750	533841	93%	27307	14%

1st Dose coverage for FLW is 100%

*Proportion of beneficiaries who are eligible (completed 9 months after 2nd dose)

TABLE5.Age-Appropriate Group (45-59 Years) Coverage as on 16/01/2022 midnight

Table 5: Age appropriate group (45-59 years) coverage					
45-59 years Coverage as on			17/01/2022	at 12 AM	
District	Target	1st Dose Coverage	Percentage	2nd Dose Coverage	Percentage fully vaccinated
Alappuzha	535436	437291	82%	401974	75%
Ernakulam	809349	780552	96%	678042	84%
Idukki	237564	246322	104%	213163	90%
Kannur	527295	513924	97%	462665	88%
Kasaragod	253027	251215	99%	218960	87%
Kollam	541201	557650	103%	484405	90%
Kottayam	478470	412489	86%	359698	75%
Kozhikode	658949	651775	99%	558274	85%
Malappuram	733338	718421	98%	592478	81%
Palakkad	614226	544430	89%	474381	77%
Pathanamthitta	264372	280992	106%	247127	93%
Thiruvananthapuram	735836	678660	92%	593976	81%
Thrissur	689418	661604	96%	601195	87%
Wayanad	170537	176840	104%	162021	95%
Grand Total	7249018	69,12,165	95%	60,48,359	83%

TABLE6.Age-Appropriate Group (≥60 Years) Coverage as on 16/01/2022 midnight

Table 6: Age appropriate group (≥ 60 years) coverage							
≥ 60 years Coverage as on			17/01/2022	at 12 AM			
District	Target	1st Dose Coverage	Percentage	2nd Dose Coverage	Percentage fully vaccinated	Precaution dose	%
Alappuzha	424565	427676	101%	391782	92%	3936	46%
Ernakulam	673885	674354	100%	608785	90%	4332	37%
Idukki	193981	194090	100%	169344	87%	800	23%
Kannur	438602	443379	101%	403541	92%	3956	39%
Kasaragod	182460	181263	99%	157795	86%	1229	18%
Kollam	497558	498066	100%	444114	89%	3000	40%
Kottayam	418008	418325	100%	374783	90%	4035	43%
Kozhikode	526896	527420	100%	467266	89%	3983	26%
Malappuram	477642	486293	102%	420880	88%	1090	27%
Palakkad	437708	438117	100%	389920	89%	2012	32%
Pathanamthitta	311297	311456	100%	276682	89%	3879	32%
Thiruvananthapuram	630465	630904	100%	558361	89%	6862	40%
Thrissur	581781	586427	101%	545223	94%	5231	53%
Wayanad	128009	128055	100%	112980	88%	1775	21%
Grand Total	5922857	59,45,825	100%	53,21,456	90%	46,120	35%

TABLE 6. Age-Appropriate Group (18-44 Years) Coverage as on 16/01/2022 midnight

18-44 years Coverage as on 17/01/2022 at 12 AM					
District	Target	First Dose		2nd Dose Coverage	Percentage fully vaccinated*
		1st Dose Coverage	Percentage		
Alappuzha	744178	659038	89%	567728	76%
Ernakulam	1470864	1476227	100%	1097302	75%
Idukki	437537	412996	94%	298619	68%
Kannur	947964	947569	100%	740735	78%
Kasaragod	556876	487813	88%	367241	66%
Kollam	1054752	914372	87%	706194	67%
Kottayam	665544	644048	97%	502963	76%
Kozhikode	1313678	1183089	90%	844968	64%
Malappuram	1777378	1766428	99%	1186137	67%
Palakkad	1088327	1059186	97%	783314	72%
Pathanamthitta	460819	436845	95%	324974	71%
Thiruvananthapuram	1309099	1225061	94%	957346	73%
Thrissur	1274465	1082056	85%	916630	72%
Wayanad	361152	348990	97%	277200	77%
Grand Total	13462633	1,26,43,718	94%	95,71,351	71%

*Among those who have taken first dose

TABLE 7. Age-Appropriate Group (15-17 Years) Coverage as on 16/01/2022 midnight

Table 6: Age appropriate group (15-17 years) coverage			
15-17 years Coverage as on		17/01/2022	at 12 AM
District	Target	1st Dose Coverage	Percentage
Alappuzha	80832	58934	73%
Ernakulam	172307	57204	33%
Idukki	51339	28674	56%
Kannur	97722	73809	76%
Kasaragod	60496	27914	46%
Kollam	105234	60609	58%
Kottayam	85400	48121	56%
Kozhikode	143028	46237	32%
Malappuram	241212	73867	31%
Palakkad	132742	76584	58%
Pathanamthitta	48854	29690	61%
Thiruvananthapuram	145238	70646	49%
Thrissur	123540	98283	80%
Wayanad	29245	24446	84%
Grand Total	1,517,189	7,75,018	51%

TABLE 8. Achievement for the day 16/01/2022 midnight

Daily achievement 17-01-2022				
District	First Dose	Second Dose	Precaution dose	Total Doses Administered
Alappuzha	1533	744	212	2489
Ernakulam	546	1280	183	2009
Idukki	63	9	6	78
Kannur	21	47	93	161
Kasaragod	329	438	128	895
Kollam	30	47	32	109
Kottayam	461	349	349	1159
Kozhikode	24	50	147	221
Malappuram	3862	767	85	4714
Palakkad	8	36	38	82
Pathanamthitta	53	109	75	237
Thiruvananthapuram	722	256	519	1497
Thrissur	1036	949	848	2833
Wayanad	22	11	31	64
Grand Total	8710	5092	2746	16548

** Vaccine stock details couldn't be downloaded from e-VIN portal as the portal is down.

TABLE 9.COVID Vaccination related sites

support@cowin.gov.in https://www.cowin.gov.in/home https://dashboard.kerala.gov.in/ https://dhs.kerala.gov.in/https://aogyakeralam.gov.in/https://sha.kerala.gov.in/

TABLE10. COVID Vaccination related Helpline numbers

National/State/District	Line1	Line2	Line3
National Helpline	1075	+91 1123978046	0120 4473222
Disha	1056	04712552056	
StateCallCenter	04712309251	04712309252	04712309255
Thiruvananthapuram	9188610100	1077	
Kollam	04742797609	8589015556	
Pathanamthitta	04682222515	04682228220	
Alappuzha	04772239999		
Kottayam	04812565200	04812304800	04812581900
Idukki	18004255640	04862232220	04862233118
Ernakulam	9072303861		
Thrissur	9400066921	9400066922	9400066923
Palakkad	04912505264	04912505189	8943341439
Malappuram	04832733253	04832737858	04832733252
Kozhikode	7594001442		
Wayanad	04936202343	04936202375	9072510900
Kannur	04972700194		
Kasargod	9061076590	9061079244	9061078026