



കേരള സർക്കാർ

COVID-19 OUTBREAK CONTROL AND PREVENTION STATE  
CELL HEALTH & FAMILY WELFARE DEPARTMENT  
Govt of Kerala  
[www.health.kerala.gov.in](http://www.health.kerala.gov.in)

[www.dhs.kerala.gov.in](http://www.dhs.kerala.gov.in)

[controlroomdhskerala@gmail.com](mailto:controlroomdhskerala@gmail.com)

**KeralaHEALTH-COVID-19 DAILY VACCINATION BULLETIN**

**Date: 18/01/2022**

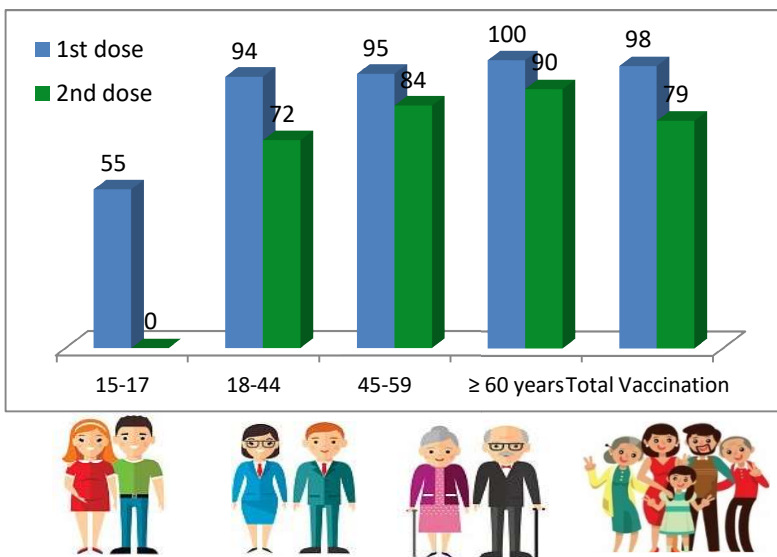
**OUR HEALTH OUR RESPONSIBILITY  
VACCINE ADVISORY**

- *People who are vaccinated with Covid Vaccine are reported to have reduced Covid related ICU admissions, serious disease and death.*
- *Early vaccination is useful to safeguard our life from this deadly disease.*
- *Vaccination sessions are planned as per the availability of vaccine. All are requested to cooperate.*
- *After receiving the first dose, second dose of Covishield vaccine is to be taken between 12–16 weeks and second dose of Covaxin between 4-6 weeks.*
- *Covid vaccination is currently available to all above the age of 18*
- *Vaccination is available free of cost in all Government covid vaccination centers, and at a nominal rate (as per the GoI order F.No.2079203/2021/Immunization) in selected private Hospitals.*
- **ENSURE ALL YOUR ELIGIBLE FAMILY MEMBERS ARE PROTECTED BY RECEIVING ANY OF THE AVAILABLE COVID VACCINE.**
- **“BOTH COVAXIN AND COVISHIELD ARE EQUALLY EFFECTIVE AND SAFE”**
- **“BE FULLY PROTECTED – GET THE SECOND DOSE AT YOUR SCHEDULED TIME”**

### ANALYSIS

COVID-19 mass vaccinations are showing signs of preventing illness and steep decline in cases and hospital admissions in countries which done vaccination. Kerala started its vaccination for health care workers from January 16, 2021. The COVID-19 Vaccines Operational Guidelines issued by the Ministry of Health and Family Welfare, Govt. of India, 28th December 2020 and all subsequent Guidelines issued by Ministry of Health and Family Welfare, Govt of India are followed at the sites and all vaccination lanes

### Summary of COVID Vaccine Administered as on 18-01-2022 midnight



98% of eligible population vaccinated with a single dose till January 18



**98%**

79% of eligible population vaccinated with double dose till January 18



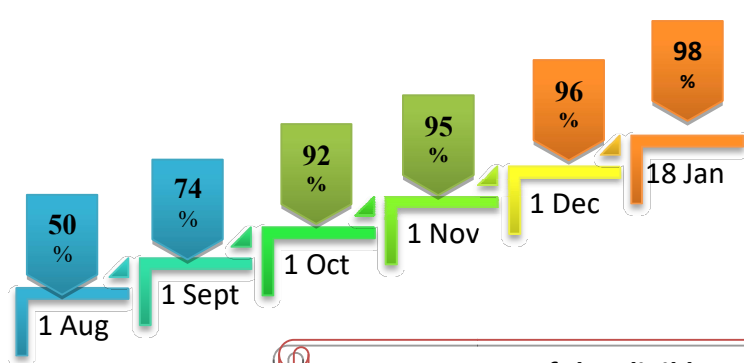
**79%**

State has vaccinated more than 95% of people aged more than 45-59 years with a single dose



**95%**

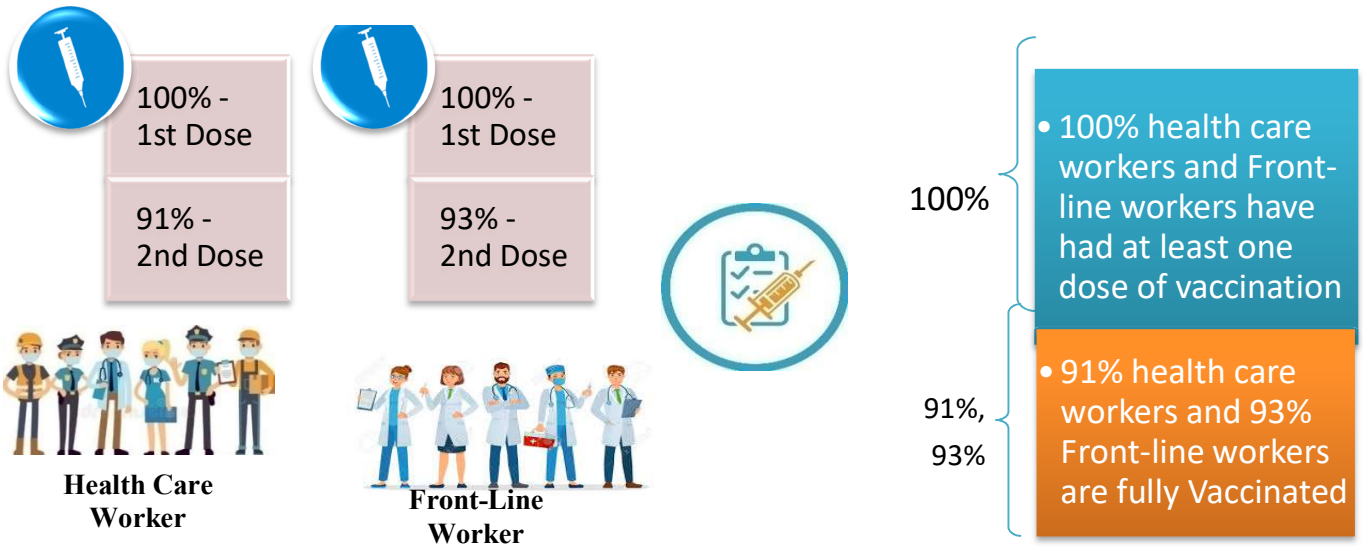
### Time Line of Vaccination Coverage



Kerala began administration of COVID 19 Vaccines on 16<sup>th</sup> January, 2021. As of 18<sup>th</sup> January 2022, Kerala has administered over 49 million doses overall, including first and second doses of vaccines.

**Over 98 per cent of the eligible population (15 + years) in Kerala has been administered the first dose of the Covid-19 vaccine. The state has achieved the target within 368 days since the beginning of the vaccination drive on January 16.**

## Health Care Workers & Front-line Workers Vaccinated



### Are You Vaccinated? You Still Need to Practice: SMS

- Even after vaccination, follow COVID appropriate behavior
- Practice Social Distancing and greet without physical contact
- Always wear clean face mask
- Wash your hands thoroughly and frequently or use hand sanitizer
- Follow the current COVID 19 guidelines to prevent further spread
- Stay Safe. Stay Strong. Get Vaccinated



Even After Getting Vaccinated Keep Taking Precautions to Protect Your Self



# The Race Towards Full Vaccination - Weekly Trend

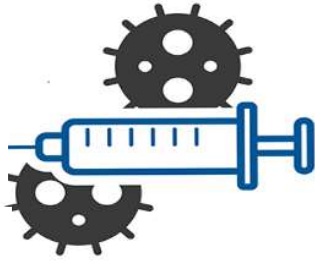
08<sup>th</sup> Jan, 2022 – 14<sup>th</sup> Jan, 2022

Kerala Administered over

## 7.85 Lakh

COVID Vaccine Doses

in the last 7 days  
(8<sup>th</sup> Jan, 2022 to 14<sup>th</sup> Jan)

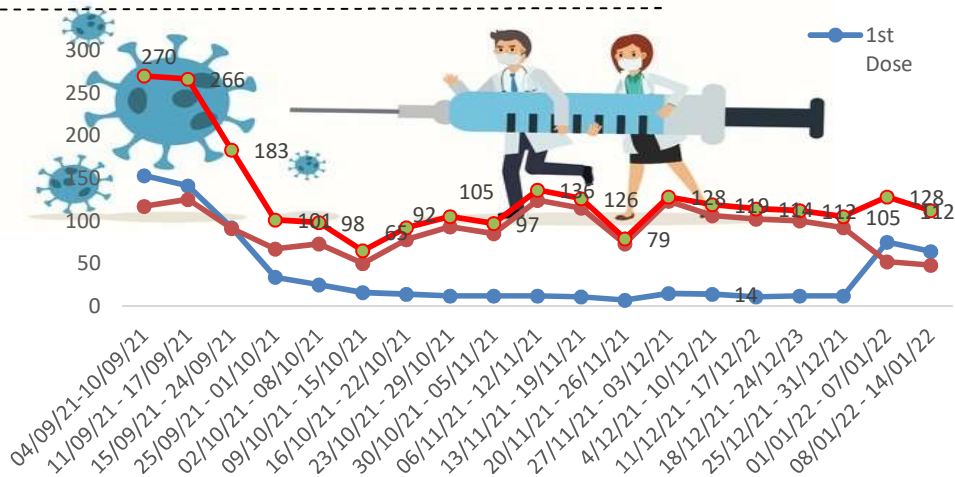


From 08<sup>th</sup> Jan, 2022 to 14<sup>th</sup> Jan, 2022 on average

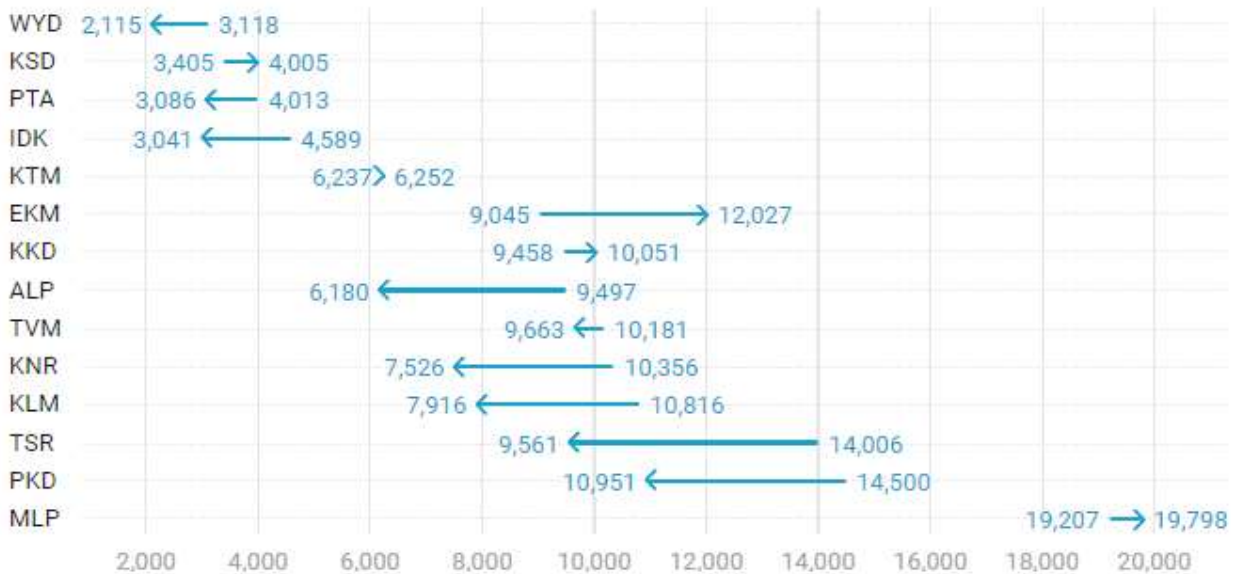
## 1.12 lakh

doses were administered daily.

Average Doses Administered Per day per week (in 1000)



Trend in average per day vaccination for the last two weeks

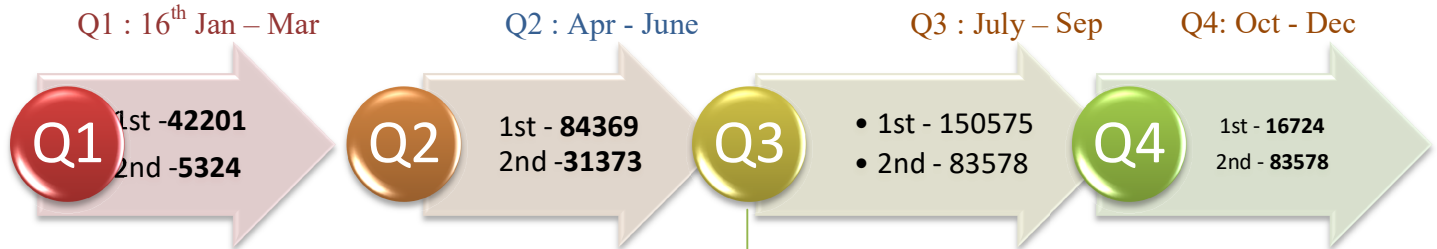


# Race Against Time – Vaccination Quarterly Status

(Q1:16<sup>th</sup> Jan-Mar, Q2: Apr-June, Q3: July-Sep, Q4: Oct - Dec)

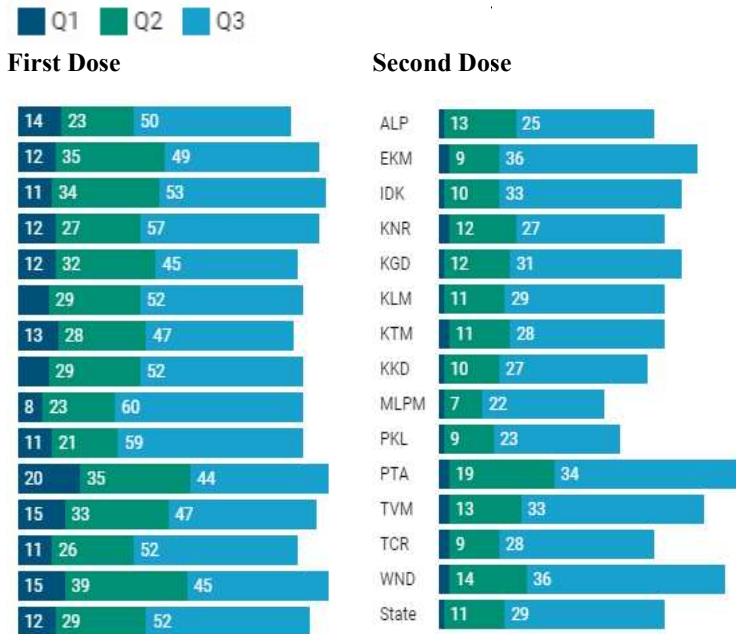
## Daily Average Dozes Administered per Quarter

In the first Quarter, only 42201 first dozes and 5324 second dozes were administered daily on average. During the second, third and fourth quarters, the daily vaccination of the first and second dozes increased significantly.



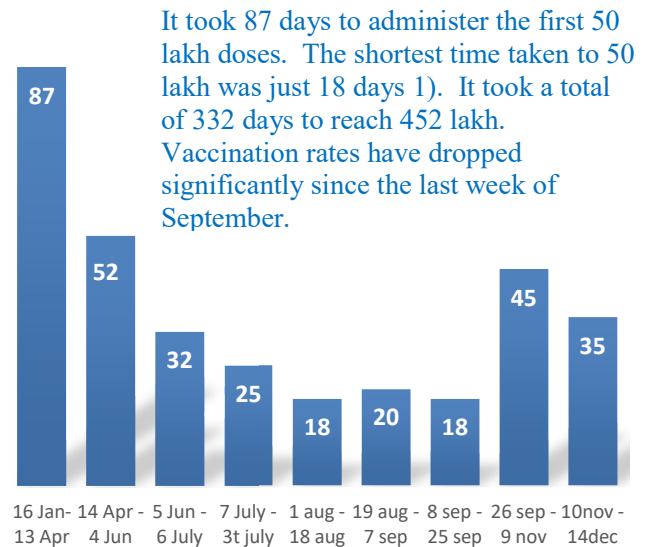
## Vaccination Achievement per Quarter

In the third quarter of the immunization drive, 52% of the eligible population (18 + age) in Kerala were given the first dose and 29% the second dose.



## Dose Progression

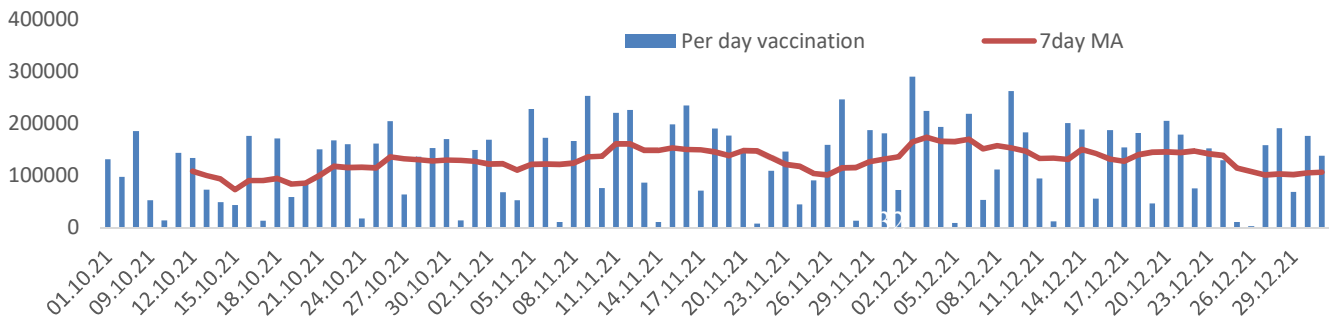
The chart shows the days taken for total COVID-19 Vaccination dozes(both first and second) in Kerala to cross every 50 lakh dose mark



It took 87 days to administer the first 50 lakh doses. The shortest time taken to 50 lakh was just 18 days 1). It took a total of 332 days to reach 452 lakh. Vaccination rates have dropped significantly since the last week of September.

## Vaccine Administered per Day and 7 days Moving Average in Last Quarter (Oct -Dec)

The seven-day moving average of daily dozes in the last quarter showed a peak on December 2<sup>nd</sup> and continued to fluctuate thereafter



## Important Message to the Public

- a. *Infection or infection rate is only a part and disease manifestation of disease is to be monitored*
- b. *Fatality among vaccinated people is very less. Disease severity among vaccinated people is less.*
- c. *People with comorbidity should be careful. Once detected covid positive they should get admitted and do not stay at home.*
- d. *Death among non-vaccinated people, especially people with comorbidity is because of late arrival in hospitals*
- e. *Diabetes and Hypertension together is the most common cause of patient death if they arrive late.*
- f. *Vaccinated people, only if symptomatic are advised to consult Doctor.*
- g. *Non Vaccinated people, if symptomatic, may do RTPCR test*
- h. *Antigen testing is only for emergency purpose*
- i. *Non vaccinated people with co-morbidities to do testing by RTPCR and consult doctor*
- j. *Repeat RTPCR is not needed among the people who are detected COVID positive in the previous 2 months*
- k. *All young person detected positive and at home isolation should do glucose test*



TABLE1.Total Vaccination done in the State as on 18/01/2022 midnight

State Summary-Total doses administered till 19/1/2022				at 12 AM				
District	Target	First Dose	Percent age	Second Dose	Percentage*	Precaution Dose	Percentage	Total doses administered
Alappuzha	1785011	1656301	93%	1431848	80%	17556	38%	31,05,705
Ernakulam	3126405	3149834	101%	2523319	81%	26154	26%	56,99,307
Idukki	920421	920738	100%	719237	78%	4985	21%	16,44,960
Kannur	2011583	2066024	103%	1691809	84%	19092	31%	37,76,925
Kasaragod	1052859	990339	94%	780549	74%	6683	22%	17,77,571
Kollam	2198745	2113938	96%	1715770	78%	15436	33%	38,45,144
Kottayam	1647422	1597655	97%	1311810	80%	19109	34%	29,28,574
Kozhikode	2642551	2531197	96%	1983562	75%	17623	24%	45,32,382
Malappuram	3229570	3165554	98%	2315469	72%	13259	29%	54,94,282
Palakkad	2273003	2212486	97%	1739301	77%	13839	26%	39,65,626
Pathanamthitta	1085342	1115942	103%	898891	83%	16730	34%	20,31,563
Thiruvananthapuram	2820638	2759418	98%	2256575	80%	32265	35%	50,48,258
Thrissur	2669204	2529774	95%	2162260	81%	29954	44%	47,21,988
Wayanad	688943	710692	103%	582955	85%	7716	24%	13,01,363
<b>Grand Total</b>	<b>28,151,697</b>	<b>2,75,19,892</b>	<b>98%</b>	<b>2,21,13,355</b>	<b>79%</b>	<b>2,40,401</b>	<b>31%</b>	<b>4,98,73,648</b>

TABLE2. Covid-19 Vaccination Center Functional in the State as on 18/01/2022 midnight

DISTRICTS	15+	18+	Total
Alappuzha	86	95	181
Ernakulam	50	106	156
Idukki	16	34	50
Kannur	24	47	71
Kasaragod	47	1	48
Kollam	35	56	91
Kottayam	14	86	100
Kozhikode	93	50	143
Malappuram	70	106	176
Palakkad	30	62	92
Pathanamthitta	63	73	136
Thiruvananthapuram	15	146	161
Thrissur	118	131	249
Wayanad	37	38	75
<b>GrandTotal</b>	<b>698</b>	<b>1031</b>	<b>1729</b>

TABLE3. Health Care Workers Coverage as on 18/01/2022 midnight

<i>DISTRICT</i>	<i>1st DOSE</i>	<i>2nd Dose</i>	<i>% fully vaccinated</i>	<i>Precaution dose</i>	<i>Precaution dose (%) *</i>
<b>Alappuzha</b>	29009	27092	93%	7157	40%
<b>Ernakulam</b>	85554	75322	88%	14256	25%
<b>Idukki</b>	13551	12941	95%	2612	31%
<b>Kannur</b>	40378	37287	92%	10736	41%
<b>Kasaragod</b>	11610	10756	93%	2417	34%
<b>Kollam</b>	36029	33596	93%	7775	37%
<b>Kottayam</b>	38698	36069	93%	8391	34%
<b>Kozhikode</b>	52730	47730	91%	8959	30%
<b>Malappuram</b>	44825	41732	93%	9250	42%
<b>Palakkad</b>	34670	31793	92%	7842	35%
<b>Pathanamthitta</b>	29329	24947	85%	6680	37%
<b>Thiruvananthapuram</b>	73412	66035	90%	15300	34%
<b>Thrissur</b>	51909	49010	94%	15565	45%
<b>Wayanad</b>	13977	13252	95%	3779	38%
<b>Grand Total</b>	<b>555681</b>	<b>507562</b>	<b>91%</b>	<b>120719</b>	<b>35%</b>

1st Dose coverage for HCW is 100%

\*Proportion of beneficiaries who are eligible ( completed 9 months after 2nd dose )

TABLE4. Frontline workers Coverage as on 18/01/2022 midnight

<i>DISTRICT</i>	<i>1st dose</i>	<i>2nd Dose</i>	<i>% fully vaccinated</i>	<i>Precaution dose</i>	<i>Precaution dose(%) *</i>
<b>Alappuzha</b>	39120	36600	94%	3875	24%
<b>Ernakulam</b>	54918	50114	91%	4331	17%
<b>Idukki</b>	22988	21197	92%	1040	10%
<b>Kannur</b>	41373	39848	96%	2372	12%
<b>Kasaragod</b>	24612	22337	91%	1397	12%
<b>Kollam</b>	42225	38564	91%	2353	18%
<b>Kottayam</b>	32132	30445	95%	4332	24%
<b>Kozhikode</b>	55262	52375	95%	2295	11%
<b>Malappuram</b>	53905	51059	95%	2012	11%
<b>Palakkad</b>	48092	45288	94%	2659	13%
<b>Pathanamthitta</b>	25244	22398	89%	2379	19%
<b>Thiruvananthapuram</b>	72967	67228	92%	5950	26%
<b>Thrissur</b>	41901	40613	97%	6726	36%
<b>Wayanad</b>	17018	16041	94%	859	9%
<b>GrandTotal</b>	<b>571757</b>	<b>534107</b>	<b>93%</b>	<b>42580</b>	<b>18%</b>

1st Dose coverage for FLW is 100%

\*Proportion of beneficiaries who are eligible ( completed 9 months after 2nd dose )



TABLE5.Age-Appropriate Group (45-59 Years) Coverage as on 18/01/2022 midnight

Table 5: Age appropriate group (45-59 years) coverage					
45-59 years Coverage as on			19/01/2022	at 12 AM	
District	Target	1st Dose Coverage	Percentage	2nd Dose Coverage	Percentage fully vaccinated
Alappuzha	535436	437536	82%	403560	75%
Ernakulam	809349	780897	96%	680525	84%
Idukki	237564	246392	104%	213935	90%
Kannur	527295	514165	98%	464167	88%
Kasaragod	253027	251316	99%	219473	87%
Kollam	541201	557938	103%	486408	90%
Kottayam	478470	412743	86%	361558	76%
Kozhikode	658949	652137	99%	560641	85%
Malappuram	733338	719116	98%	596377	81%
Palakkad	614226	544785	89%	477200	78%
Pathanamthitta	264372	281073	106%	247596	94%
Thiruvananthapuram	735836	679092	92%	596696	81%
Thrissur	689418	661882	96%	603186	87%
Wayanad	170537	176866	104%	162173	95%
<b>Grand Total</b>	<b>7249018</b>	<b>69,15,938</b>	<b>95%</b>	<b>60,73,495</b>	<b>84%</b>

TABLE6.Age-Appropriate Group (≥60 Years) Coverage as on 18/01/2022 midnight

Table 6: Age appropriate group (≥ 60 years) coverage							
≥ 60 years Coverage as on				19/01/2022	at 12 AM		
District	Target	1st Dose Coverage	Percentage	2nd Dose Coverage	Percentage fully vaccinated	Precaution dose	%
Alappuzha	424565	427800	101%	392620	92%	6524	52%
Ernakulam	673885	674504	100%	609807	90%	7567	38%
Idukki	193981	194135	100%	169745	88%	1333	29%
Kannur	438602	443480	101%	404309	92%	5984	39%
Kasaragod	182460	181307	99%	158002	87%	2869	27%
Kollam	497558	498216	100%	445186	89%	5308	43%
Kottayam	418008	418457	100%	375666	90%	6386	48%
Kozhikode	526896	527562	100%	468463	89%	6369	30%
Malappuram	477642	486530	102%	422316	88%	1997	30%
Palakkad	437708	438303	100%	391098	89%	3338	36%
Pathanamthitta	311297	311510	100%	276993	89%	7671	42%
Thiruvananthapuram	630465	631166	100%	559827	89%	11015	47%
Thrissur	581781	586581	101%	546378	94%	7663	52%
Wayanad	128009	128069	100%	113048	88%	3078	24%
<b>Grand Total</b>	<b>5922857</b>	<b>59,47,620</b>	<b>100%</b>	<b>53,33,458</b>	<b>90%</b>	<b>77,102</b>	<b>40%</b>

TABLE 6. Age-Appropriate Group (18-44 Years) Coverage as on 18/01/2022 midnight

18-44 years Coverage as on 19/01/2022 at 12 AM					
District	Target	First Dose		2nd Dose Coverage	Percentage fully vaccinated*
		1st Dose Coverage	Percentage		
Alappuzha	744178	660617	89%	571976	77%
Ernakulam	1470864	1482544	101%	1107551	75%
Idukki	437537	414035	95%	301419	69%
Kannur	947964	949795	100%	746198	79%
Kasaragod	556876	489881	88%	369981	66%
Kollam	1054752	916578	87%	712016	68%
Kottayam	665544	645563	97%	508072	76%
Kozhikode	1313678	1188460	90%	854353	65%
Malappuram	1777378	1775846	100%	1203985	68%
Palakkad	1088327	1063429	98%	793922	73%
Pathanamthitta	460819	437790	95%	326957	71%
Thiruvananthapuram	1309099	1228686	94%	966789	74%
Thrissur	1274465	1084710	85%	923073	72%
Wayanad	361152	349547	97%	278441	77%
<b>Grand Total</b>	<b>13462633</b>	<b>1,26,87,481</b>	<b>94%</b>	<b>96,64,733</b>	<b>72%</b>

\*Among those who have taken first dose

TABLE 7. Age-Appropriate Group (15-17 Years) Coverage as on 18/01/2022 midnight

Table 6: Age appropriate group (15-17 years) coverage			
15-17 years Coverage as on		19/01/2022	at 12 AM
District	Target	1st Dose Coverage	Percentage
Alappuzha	80832	62219	77%
Ernakulam	172307	71417	41%
Idukki	51339	29637	58%
Kannur	97722	76833	79%
Kasaragod	60496	31613	52%
Kollam	105234	62952	60%
Kottayam	85400	50062	59%
Kozhikode	143028	55046	38%
Malappuram	241212	85332	35%
Palakkad	132742	83207	63%
Pathanamthitta	48854	30996	63%
Thiruvananthapuram	145238	74095	51%
Thrissur	123540	102791	83%
Wayanad	29245	25215	86%
<b>Grand Total</b>	<b>1,517,189</b>	<b>8,41,415</b>	<b>55%</b>

TABLE 8. Achievement for the day 18/01/2022 midnight

Daily achievement 17-01-2022				
District	First Dose	Second Dose	Precaution dose	Total Doses Administered
Alappuzha	2239	2306	2670	7215
Ernakulam	8974	7454	4984	21412
Idukki	950	1587	840	3377
Kannur	2329	3003	2893	8225
Kasaragod	3944	192	194	4330
Kollam	2116	3034	2203	7353
Kottayam	1367	3666	2851	7884
Kozhikode	8487	2961	1572	13020
Malappuram	10293	7049	1498	18840
Palakkad	5872	5571	2151	13594
Pathanamthitta	1238	923	2023	4184
Thiruvananthapuram	2981	8846	4595	16422
Thrissur	3695	4145	2369	10209
Wayanad	501	490	951	1942
<b>Grand Total</b>	<b>54986</b>	<b>51227</b>	<b>31794</b>	<b>138007</b>

\*\* Vaccine stock details couldn't be downloaded from e-VIN portal as the portal is down.

TABLE 9.COVID Vaccination related sites

<a href="mailto:support@cowin.gov.in">support@cowin.gov.in</a> <a href="https://www.cowin.gov.in/home">https://www.cowin.gov.in/home</a> <a href="https://dashboard.kerala.gov.in/">https://dashboard.kerala.gov.in/</a> <a href="https://dhs.kerala.gov.in/https://aogyakeralam.gov.in/https://sha.kerala.gov.in/">https://dhs.kerala.gov.in/https://aogyakeralam.gov.in/https://sha.kerala.gov.in/</a>
---

TABLE10. COVID Vaccination related Helpline numbers

National/State/District	Line1	Line2	Line3
National Helpline	1075	+91 1123978046	0120 4473222
Disha	1056	04712552056	
StateCallCenter	04712309251	04712309252	04712309255
Thiruvananthapuram	9188610100	1077	
Kollam	04742797609	8589015556	
Pathanamthitta	04682222515	04682228220	
Alappuzha	04772239999		
Kottayam	04812565200	04812304800	04812581900
Idukki	18004255640	04862232220	04862233118
Ernakulam	9072303861		
Thrissur	9400066921	9400066922	9400066923
Palakkad	04912505264	04912505189	8943341439
Malappuram	04832733253	04832737858	04832733252
Kozhikode	7594001442		
Wayanad	04936202343	04936202375	9072510900
Kannur	04972700194		
Kasargod	9061076590	9061079244	9061078026