



കേരള സർക്കാർ

COVID-19 OUTBREAK CONTROL AND PREVENTION STATE
CELL HEALTH & FAMILY WELFARE DEPARTMENT
Govt of Kerala
www.health.kerala.gov.in

www.dhs.kerala.gov.in

controlroomdhskerala@gmail.com

KeralaHEALTH-COVID-19 DAILY VACCINATION BULLETIN

Date: 19/01/2022

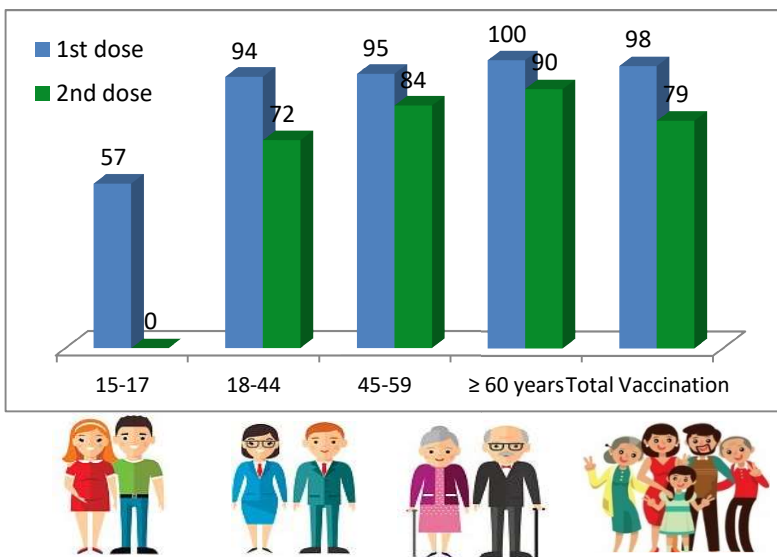
**OUR HEALTH OUR RESPONSIBILITY
VACCINE ADVISORY**

- *People who are vaccinated with Covid Vaccine are reported to have reduced Covid related ICU admissions, serious disease and death.*
- *Early vaccination is useful to safeguard our life from this deadly disease.*
- *Vaccination sessions are planned as per the availability of vaccine. All are requested to cooperate.*
- *After receiving the first dose, second dose of Covishield vaccine is to be taken between 12–16 weeks and second dose of Covaxin between 4-6 weeks.*
- *Covid vaccination is currently available to all above the age of 18*
- *Vaccination is available free of cost in all Government covid vaccination centers, and at a nominal rate (as per the GoI order F.No.2079203/2021/Immunization) in selected private Hospitals.*
- **ENSURE ALL YOUR ELIGIBLE FAMILY MEMBERS ARE PROTECTED BY RECEIVING ANY OF THE AVAILABLE COVID VACCINE.**
- **“BOTH COVAXIN AND COVISHIELD ARE EQUALLY EFFECTIVE AND SAFE”**
- **“BE FULLY PROTECTED – GET THE SECOND DOSE AT YOUR SCHEDULED TIME”**

ANALYSIS

COVID-19 mass vaccinations are showing signs of preventing illness and steep decline in cases and hospital admissions in countries which done vaccination. Kerala started its vaccination for health care workers from January 16, 2021. The COVID-19 Vaccines Operational Guidelines issued by the Ministry of Health and Family Welfare, Govt. of India, 28th December 2020 and all subsequent Guidelines issued by Ministry of Health and Family Welfare, Govt of India are followed at the sites and all vaccination lanes

Summary of COVID Vaccine Administered as on 19-01-2022 midnight



98% of eligible population vaccinated with a single dose till January 19



98%

79% of eligible population vaccinated with double dose till January 19



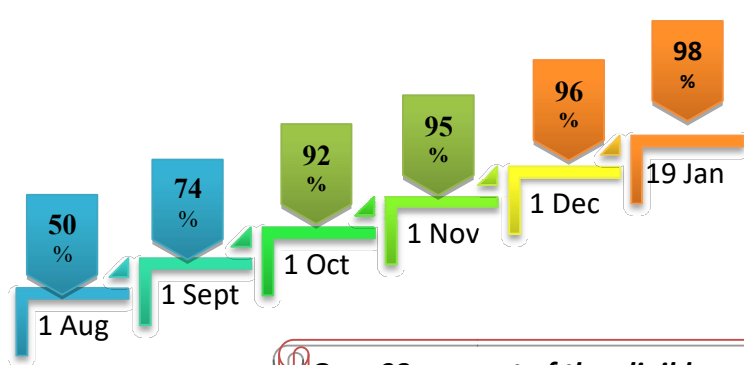
79%

State has vaccinated more than 95% of people aged more than 45-59 years with a single dose



95%

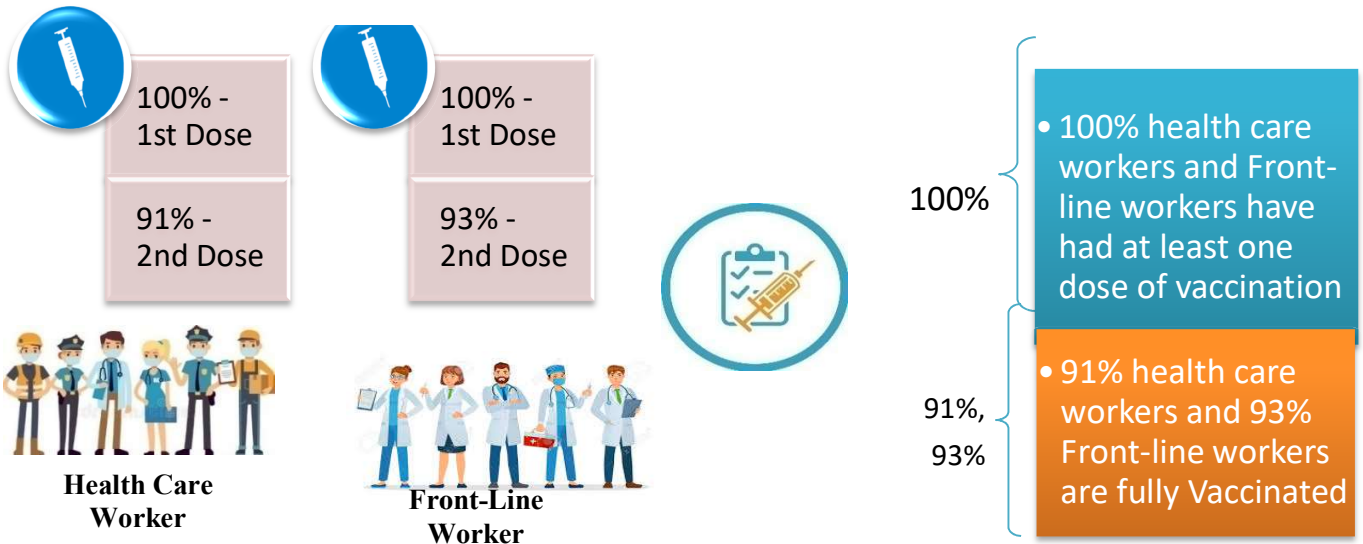
Time Line of Vaccination Coverage



Kerala began administration of COVID 19 Vaccines on 16th January, 2021. As of 19th January 2022, Kerala has administered over 49 million doses overall, including first and second doses of vaccines.

Over 98 per cent of the eligible population (15 + years) in Kerala has been administered the first dose of the Covid-19 vaccine. The state has achieved the target within 369 days since the beginning of the vaccination drive on January 16.

Health Care Workers & Front-line Workers Vaccinated



Are You Vaccinated? You Still Need to Practice: SMS

- Even after vaccination, follow COVID appropriate behavior
- Practice Social Distancing and greet without physical contact
- Always wear clean face mask
- Wash your hands thoroughly and frequently or use hand sanitizer
- Follow the current COVID 19 guidelines to prevent further spread
- Stay Safe. Stay Strong. Get Vaccinated



Even After Getting Vaccinated Keep Taking Precautions to Protect Your Self



The Race Towards Full Vaccination - Weekly Trend

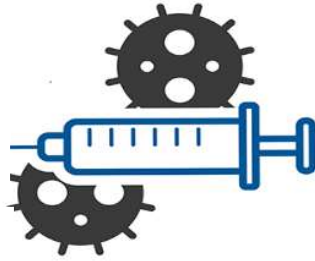
08th Jan, 2022 – 14th Jan, 2022

Kerala Administered over

7.85 Lakh

COVID Vaccine Doses

in the last 7 days
(8th Jan, 2022 to 14th Jan)

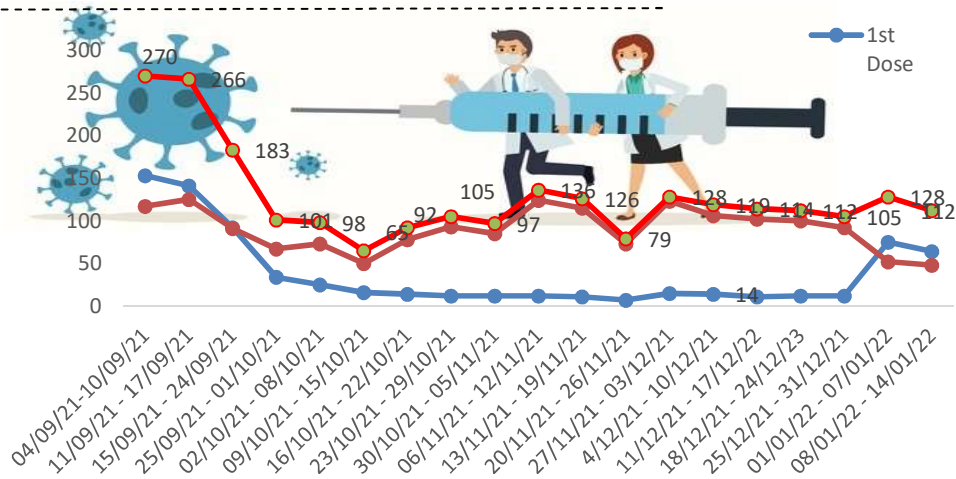


From 08th Jan, 2022 to 14th Jan, 2022 on average

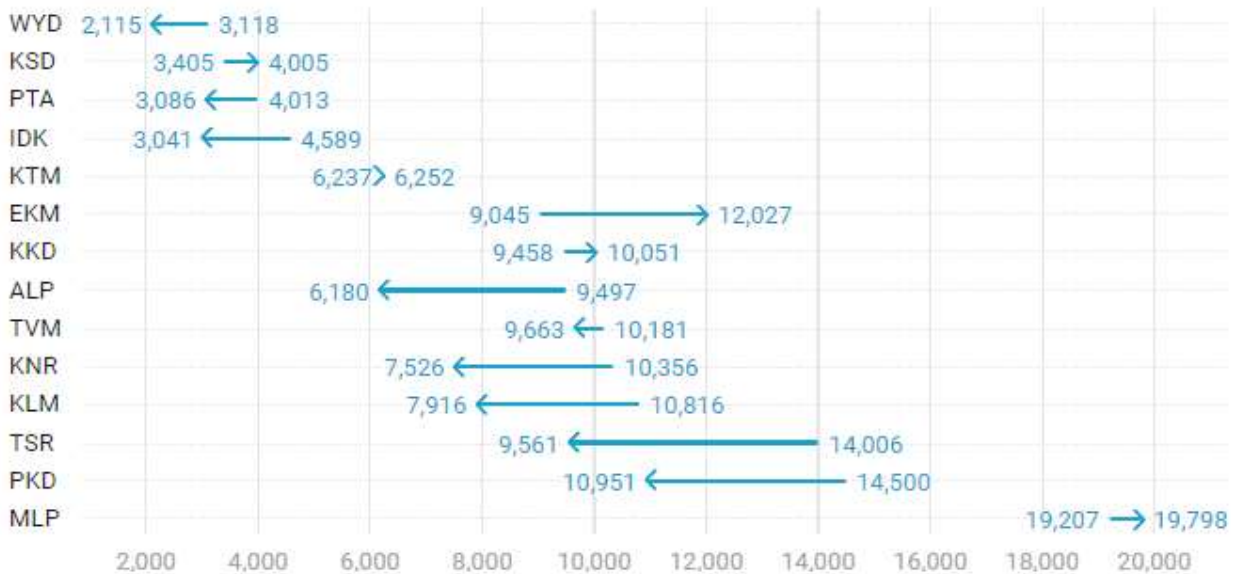
1.12 lakh

doses were administered daily.

Average Doses Administered Per day per week (in 1000)



Trend in average per day vaccination for the last two weeks

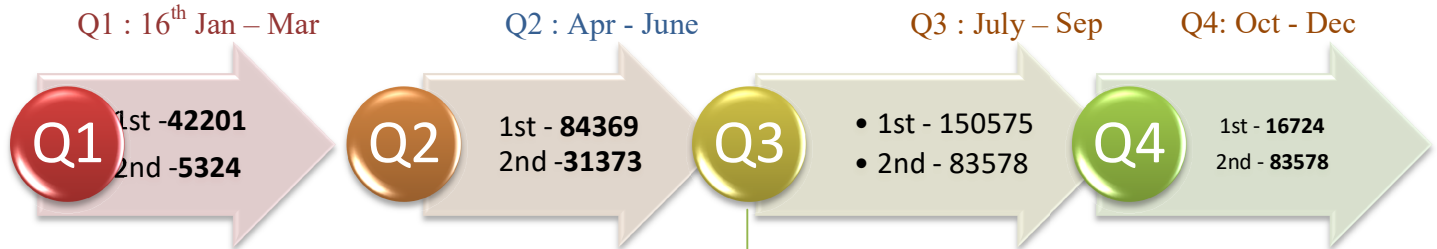


Race Against Time – Vaccination Quarterly Status

(Q1:16th Jan-Mar, Q2: Apr-June, Q3: July-Sep, Q4: Oct - Dec)

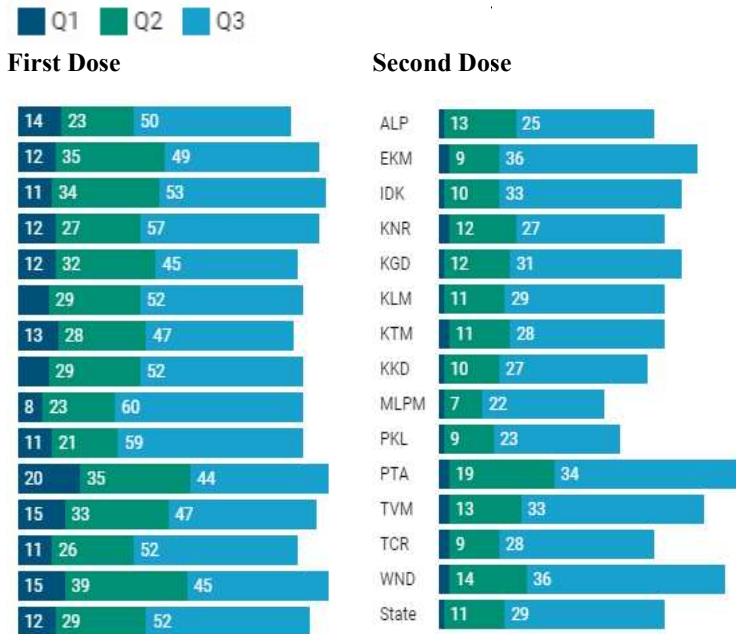
Daily Average Dozes Administered per Quarter

In the first Quarter, only 42201 first dozes and 5324 second dozes were administered daily on average. During the second, third and fourth quarters, the daily vaccination of the first and second dozes increased significantly.



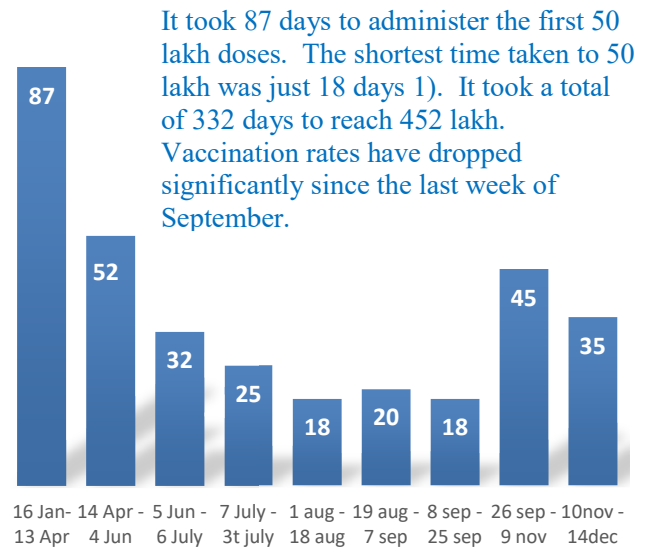
Vaccination Achievement per Quarter

In the third quarter of the immunization drive, 52% of the eligible population (18 + age) in Kerala were given the first dose and 29% the second dose.



Dose Progression

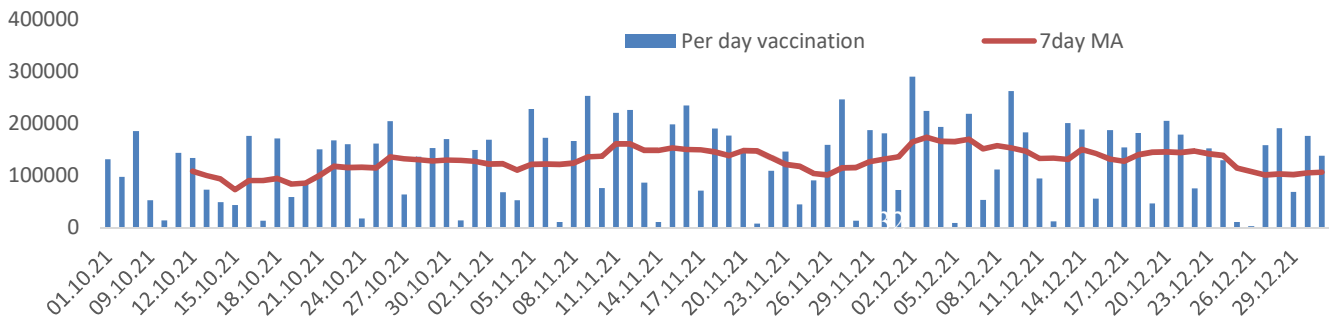
The chart shows the days taken for total COVID-19 Vaccination dozes(both first and second) in Kerala to cross every 50 lakh dose mark



It took 87 days to administer the first 50 lakh doses. The shortest time taken to 50 lakh was just 18 days 1). It took a total of 332 days to reach 452 lakh. Vaccination rates have dropped significantly since the last week of September.

Vaccine Administered per Day and 7 days Moving Average in Last Quarter (Oct -Dec)

The seven-day moving average of daily dozes in the last quarter showed a peak on December 2nd and continued to fluctuate thereafter



Important Message to the Public

- a. *Infection or infection rate is only a part and disease manifestation of disease is to be monitored*
- b. *Fatality among vaccinated people is very less. Disease severity among vaccinated people is less.*
- c. *People with comorbidity should be careful. Once detected covid positive they should get admitted and do not stay at home.*
- d. *Death among non-vaccinated people, especially people with comorbidity is because of late arrival in hospitals*
- e. *Diabetes and Hypertension together is the most common cause of patient death if they arrive late.*
- f. *Vaccinated people, only if symptomatic are advised to consult Doctor.*
- g. *Non Vaccinated people, if symptomatic, may do RTPCR test*
- h. *Antigen testing is only for emergency purpose*
- i. *Non vaccinated people with co-morbidities to do testing by RTPCR and consult doctor*
- j. *Repeat RTPCR is not needed among the people who are detected COVID positive in the previous 2 months*
- k. *All young person detected positive and at home isolation should do glucose test*

TABLE1.Total Vaccination done in the State as on 19/01/2022 midnight

State Summary-Total doses administered till 20/1/2022				at 12 AM				
District	Target	First Dose	Percent age	Second Dose	Percentage*	Precaution Dose	Percentage	Total doses administered
Alappuzha	1785011	1657953	93%	1432163	80%	17862	37%	31,07,978
Ernakulam	3126405	3153621	101%	2524833	81%	28198	27%	57,06,652
Idukki	920421	920817	100%	719869	78%	5162	21%	16,45,848
Kannur	2011583	2067514	103%	1692302	84%	19719	32%	37,79,535
Kasaragod	1052859	992499	94%	781507	74%	7250	23%	17,81,256
Kollam	2198745	2120891	96%	1716741	78%	16226	34%	38,53,858
Kottayam	1647422	1597708	97%	1311973	80%	19687	34%	29,29,368
Kozhikode	2642551	2535264	96%	1987012	75%	18982	26%	45,41,258
Malappuram	3229570	3180324	98%	2320141	72%	14529	29%	55,14,994
Palakkad	2273003	2214279	97%	1740977	77%	14824	25%	39,70,080
Pathanamthitta	1085342	1116615	103%	898972	83%	17326	34%	20,32,913
Thiruvananthapuram	2820638	2762118	98%	2257434	80%	34051	36%	50,53,603
Thrissur	2669204	2530035	95%	2162541	81%	31115	42%	47,23,691
Wayanad	688943	711204	103%	583303	85%	8396	24%	13,02,903
Grand Total	28,151,697	2,75,60,842	98%	2,21,29,768	79%	2,53,327	31%	4,99,43,937

TABLE2. Covid-19 Vaccination Center Functional in the State as on 19/01/2022 midnight

DISTRICTS	15+	18+	Total
Alappuzha	5	6	11
Ernakulam	20	52	72
Idukki	2	12	14
Kannur	8	17	25
Kasaragod	5	15	20
Kollam	38	27	65
Kottayam	1	16	17
Kozhikode	3	116	119
Malappuram	49	68	117
Palakkad	9	39	48
Pathanamthitta	61	13	74
Thiruvananthapuram	24	30	54
Thrissur	3	17	20
Wayanad	37	40	77
GrandTotal	265	468	733

TABLE3. Health Care Workers Coverage as on 19/01/2022 midnight

<i>DISTRICT</i>	<i>1st DOSE</i>	<i>2nd Dose</i>	<i>% fully vaccinated</i>	<i>Precaution dose</i>	<i>Precaution dose (%) *</i>
Alappuzha	29010	27092	93%	7287	41%
Ernakulam	85554	75332	88%	15022	27%
Idukki	13551	12942	96%	2667	31%
Kannur	40378	37290	92%	11047	42%
Kasaragod	11610	10757	93%	2571	36%
Kollam	36029	33600	93%	8038	38%
Kottayam	38698	36074	93%	8606	35%
Kozhikode	52730	47747	91%	9405	31%
Malappuram	44826	41751	93%	9786	44%
Palakkad	34670	31800	92%	8133	36%
Pathanamthitta	29329	24950	85%	7094	39%
Thiruvananthapuram	73412	66046	90%	15947	36%
Thrissur	51909	49012	94%	15982	46%
Wayanad	13977	13252	95%	3903	39%
Grand Total	555683	507645	91%	125488	36%

1st Dose coverage for HCW is 100%

*Proportion of beneficiaries who are eligible (completed 9 months after 2nd dose)

TABLE4. Frontline workers Coverage as on 19/01/2022 midnight

<i>DISTRICT</i>	<i>1st dose</i>	<i>2nd Dose</i>	<i>% fully vaccinated</i>	<i>Precaution dose</i>	<i>Precaution dose(%) *</i>
Alappuzha	39120	36601	94%	3964	24%
Ernakulam	54918	50115	91%	4470	17%
Idukki	22988	21197	92%	1058	10%
Kannur	41373	39848	96%	2489	12%
Kasaragod	24612	22338	91%	1491	12%
Kollam	42225	38575	91%	2581	19%
Kottayam	32132	30446	95%	4411	24%
Kozhikode	55262	52382	95%	2476	11%
Malappuram	53905	51068	95%	2413	12%
Palakkad	48092	45294	94%	2912	12%
Pathanamthitta	25244	22398	89%	2394	18%
Thiruvananthapuram	72967	67235	92%	6550	27%
Thrissur	41901	40614	97%	6842	34%
Wayanad	17018	16042	94%	1015	10%
GrandTotal	571757	534153	93%	45066	18%

1st Dose coverage for FLW is 100%

*Proportion of beneficiaries who are eligible (completed 9 months after 2nd dose)

TABLE5.Age-Appropriate Group (45-59 Years) Coverage as on 19/01/2022 midnight

Table 5: Age appropriate group (45-59 years) coverage					
45-59 years Coverage as on			20/01/2022	at 12 AM	
District	Target	1st Dose Coverage	Percentage	2nd Dose Coverage	Percentage fully vaccinated
Alappuzha	535436	437542	82%	403621	75%
Ernakulam	809349	780955	96%	680756	84%
Idukki	237564	246399	104%	214033	90%
Kannur	527295	514182	98%	464257	88%
Kasaragod	253027	251349	99%	219615	87%
Kollam	541201	557973	103%	486617	90%
Kottayam	478470	412751	86%	361582	76%
Kozhikode	658949	652225	99%	561194	85%
Malappuram	733338	719241	98%	597142	81%
Palakkad	614226	544825	89%	477491	78%
Pathanamthitta	264372	281074	106%	247604	94%
Thiruvananthapuram	735836	679139	92%	596839	81%
Thrissur	689418	661888	96%	603240	87%
Wayanad	170537	176871	104%	162218	95%
Grand Total	7249018	69,16,414	95%	60,76,209	84%

TABLE6.Age-Appropriate Group (≥60 Years) Coverage as on 19/01/2022 midnight

Table 6: Age appropriate group (≥ 60 years) coverage							
≥ 60 years Coverage as on			20/01/2022	at 12 AM			
District	Target	1st Dose Coverage	Percentage	2nd Dose Coverage	Percentage fully vaccinated	Precaution dose	%
Alappuzha	424565	427812	101%	392670	92%	6611	50%
Ernakulam	673885	674526	100%	609927	91%	8706	37%
Idukki	193981	194138	100%	169814	88%	1437	27%
Kannur	438602	443486	101%	404413	92%	6183	39%
Kasaragod	182460	181322	99%	158055	87%	3188	27%
Kollam	497558	498244	100%	445344	90%	5607	44%
Kottayam	418008	418466	100%	375689	90%	6670	45%
Kozhikode	526896	527615	100%	468850	89%	7101	32%
Malappuram	477642	486567	102%	422587	88%	2330	30%
Palakkad	437708	438347	100%	391300	89%	3779	30%
Pathanamthitta	311297	311515	100%	277004	89%	7838	39%
Thiruvananthapuram	630465	631192	100%	559912	89%	11554	47%
Thrissur	581781	586588	101%	546441	94%	8291	43%
Wayanad	128009	128071	100%	113071	88%	3478	24%
Grand Total	5922857	59,47,889	100%	53,35,077	90%	82,773	38%

TABLE 6. Age-Appropriate Group (18-44 Years) Coverage as on 19/01/2022 midnight

18-44 years Coverage as on 20/01/2022 at 12 AM					
District	Target	First Dose		2nd Dose Coverage	Percentage fully vaccinated*
		1st Dose Coverage	Percentage		
Alappuzha	744178	660905	89%	572179	77%
Ernakulam	1470864	1483671	101%	1108703	75%
Idukki	437537	414083	95%	301883	69%
Kannur	947964	950084	100%	746494	79%
Kasaragod	556876	490561	88%	370742	67%
Kollam	1054752	917851	87%	712605	68%
Kottayam	665544	645589	97%	508182	76%
Kozhikode	1313678	1189878	91%	856839	65%
Malappuram	1777378	1779739	100%	1207593	68%
Palakkad	1088327	1063953	98%	795092	73%
Pathanamthitta	460819	437938	95%	327016	71%
Thiruvananthapuram	1309099	1229280	94%	967402	74%
Thrissur	1274465	1084802	85%	923234	72%
Wayanad	361152	349686	97%	278720	77%
Grand Total	13462633	1,26,98,020	94%	96,76,684	72%

*Among those who have taken first dose

TABLE 7. Age-Appropriate Group (15-17 Years) Coverage as on 19/01/2022 midnight

Table 6: Age appropriate group (15-17 years) coverage			
15-17 years Coverage as on		20/01/2022	at 12 AM
District	Target	1st Dose Coverage	Percentage
Alappuzha	80832	63564	79%
Ernakulam	172307	73997	43%
Idukki	51339	29658	58%
Kannur	97722	78011	80%
Kasaragod	60496	33045	55%
Kollam	105234	68569	65%
Kottayam	85400	50072	59%
Kozhikode	143028	57554	40%
Malappuram	241212	96046	40%
Palakkad	132742	84392	64%
Pathanamthitta	48854	31515	65%
Thiruvananthapuram	145238	76128	52%
Thrissur	123540	102947	83%
Wayanad	29245	25581	87%
Grand Total	1,517,189	8,71,079	57%

TABLE 8. Achievement for the day 19/01/2022 midnight

Daily achievement 20-01-2022				
District	First Dose	Second Dose	Precaution dose	Total Doses Administered
Alappuzha	1651	313	306	2270
Ernakulam	3785	1510	2034	7329
Idukki	79	631	177	887
Kannur	1435	483	618	2536
Kasaragod	2066	957	567	3590
Kollam	6900	835	742	8477
Kottayam	53	163	578	794
Kozhikode	3920	3288	1321	8529
Malappuram	14744	4563	1250	20557
Palakkad	1785	1608	946	4339
Pathanamthitta	668	76	590	1334
Thiruvananthapuram	2700	856	1784	5340
Thrissur	261	281	1156	1698
Wayanad	512	348	680	1540
Grand Total	40559	15912	12749	69220

** Vaccine stock details couldn't be downloaded from e-VIN portal as the portal is down.

TABLE 9.COVID Vaccination related sites

support@cowin.gov.in https://www.cowin.gov.in/home https://dashboard.kerala.gov.in/ https://dhs.kerala.gov.in/https://aogyakeralam.gov.in/https://sha.kerala.gov.in/

TABLE10. COVID Vaccination related Helpline numbers

National/State/District	Line1	Line2	Line3
National Helpline	1075	+91 1123978046	0120 4473222
Disha	1056	04712552056	
StateCallCenter	04712309251	04712309252	04712309255
Thiruvananthapuram	9188610100	1077	
Kollam	04742797609	8589015556	
Pathanamthitta	04682222515	04682228220	
Alappuzha	04772239999		
Kottayam	04812565200	04812304800	04812581900
Idukki	18004255640	04862232220	04862233118
Ernakulam	9072303861		
Thrissur	9400066921	9400066922	9400066923
Palakkad	04912505264	04912505189	8943341439
Malappuram	04832733253	04832737858	04832733252
Kozhikode	7594001442		
Wayanad	04936202343	04936202375	9072510900
Kannur	04972700194		
Kasargod	9061076590	9061079244	9061078026