



കേരള സർക്കാർ

COVID-19 OUTBREAK CONTROL AND PREVENTION STATE
CELL HEALTH & FAMILY WELFARE DEPARTMENT
Govt of Kerala
www.health.kerala.gov.in

www.dhs.kerala.gov.in

controlroomdhskerala@gmail.com

KeralaHEALTH-COVID-19 DAILY VACCINATION BULLETIN

Date: 20/01/2022

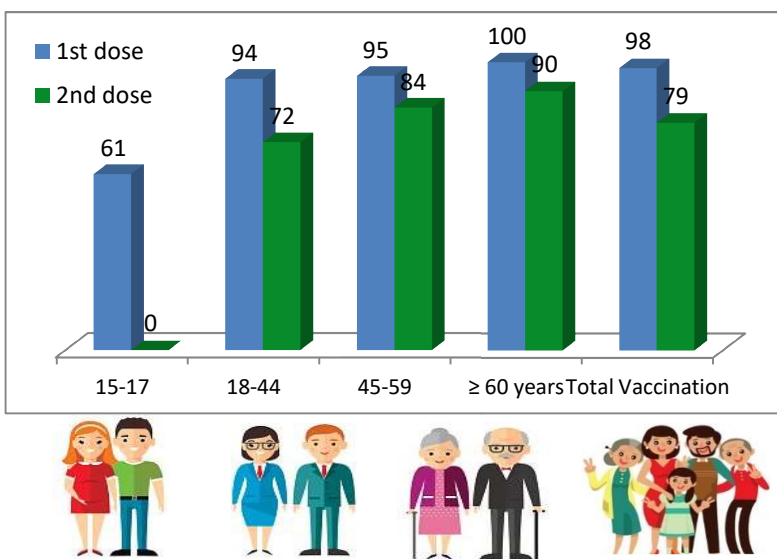
**OUR HEALTH OUR RESPONSIBILITY
VACCINE ADVISORY**

- *People who are vaccinated with Covid Vaccine are reported to have reduced Covid related ICU admissions, serious disease and death.*
- *Early vaccination is useful to safeguard our life from this deadly disease.*
- *Vaccination sessions are planned as per the availability of vaccine. All are requested to cooperate.*
- *After receiving the first dose, second dose of Covishield vaccine is to be taken between 12–16 weeks and second dose of Covaxin between 4-6 weeks.*
- *Covid vaccination is currently available to all above the age of 18*
- *Vaccination is available free of cost in all Government covid vaccination centers, and at a nominal rate (as per the GoI order F.No.2079203/2021/Immunization) in selected private Hospitals.*
- **ENSURE ALL YOUR ELIGIBLE FAMILY MEMBERS ARE PROTECTED BY RECEIVING ANY OF THE AVAILABLE COVID VACCINE.**
- **“BOTH COVAXIN AND COVISHIELD ARE EQUALLY EFFECTIVE AND SAFE”**
- **“BE FULLY PROTECTED – GET THE SECOND DOSE AT YOUR SCHEDULED TIME”**

ANALYSIS

COVID-19 mass vaccinations are showing signs of preventing illness and steep decline in cases and hospital admissions in countries which done vaccination. Kerala started its vaccination for health care workers from January 16, 2021. The COVID-19 Vaccines Operational Guidelines issued by the Ministry of Health and Family Welfare, Govt. of India, 28th December 2020 and all subsequent Guidelines issued by Ministry of Health and Family Welfare, Govt of India are followed at the sites and all vaccination lanes

Summary of COVID Vaccine Administered as on 20-01-2022 midnight

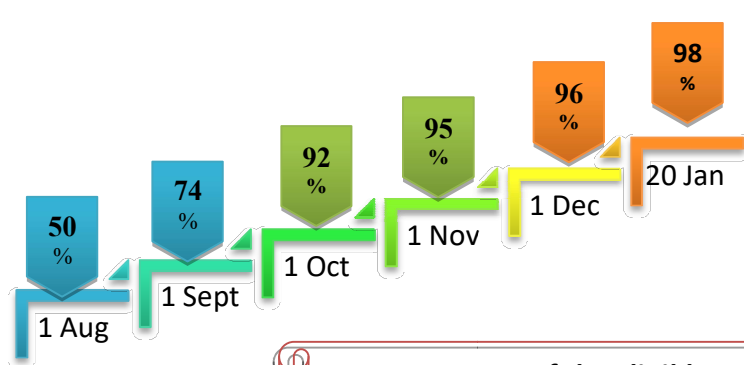


98% of eligible population vaccinated with a single dose till January 20

79% of eligible population vaccinated with double dose till January 20

State has vaccinated more than 95% of people aged more than 45-59 years with a single dose

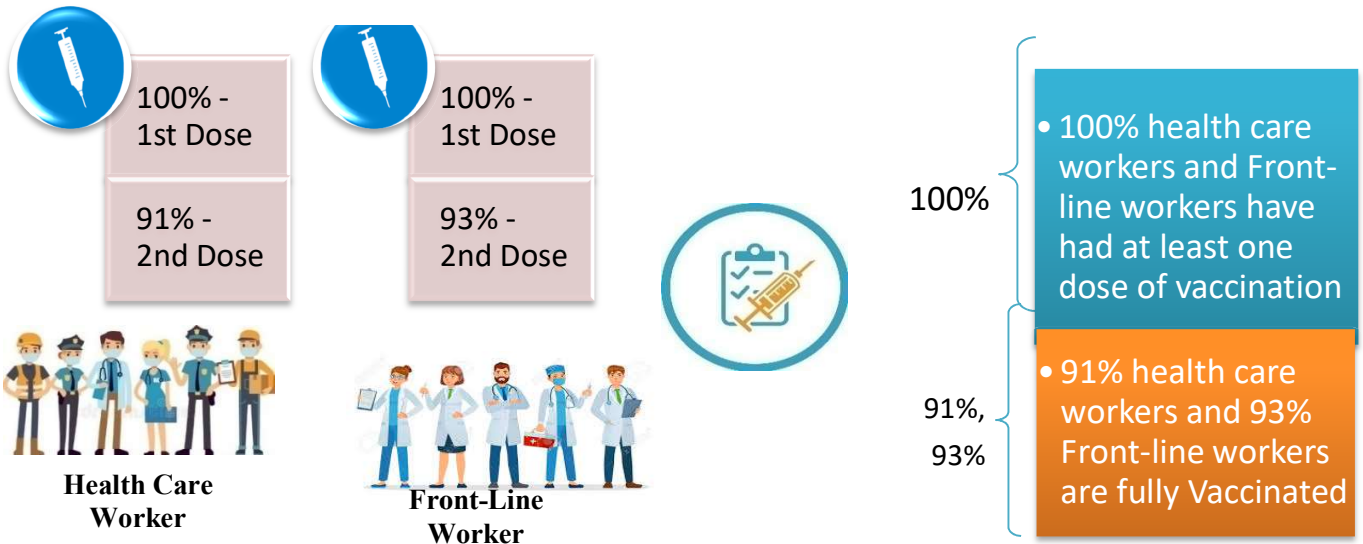
Time Line of Vaccination Coverage



Kerala began administration of COVID 19 Vaccines on 16th January, 2021. As of 20th January 2022, Kerala has administered over 50 million doses overall, including first and second doses of vaccines.

Over 98 per cent of the eligible population (15 + years) in Kerala has been administered the first dose of the Covid-19 vaccine. The state has achieved the target within 370 days since the beginning of the vaccination drive on January 16.

Health Care Workers & Front-line Workers Vaccinated



Are You Vaccinated? You Still Need to Practice: SMS

- Even after vaccination, follow COVID appropriate behavior
- Practice Social Distancing and greet without physical contact
- Always wear clean face mask
- Wash your hands thoroughly and frequently or use hand sanitizer
- Follow the current COVID 19 guidelines to prevent further spread
- Stay Safe. Stay Strong. Get Vaccinated



Even After Getting Vaccinated Keep Taking Precautions to Protect Your Self



The Race Towards Full Vaccination - Weekly Trend

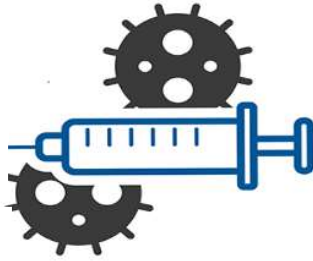
08th Jan, 2022 – 14th Jan, 2022

Kerala Administered over

7.85 Lakh

COVID Vaccine Doses

in the last 7 days
(8th Jan, 2022 to 14th Jan)

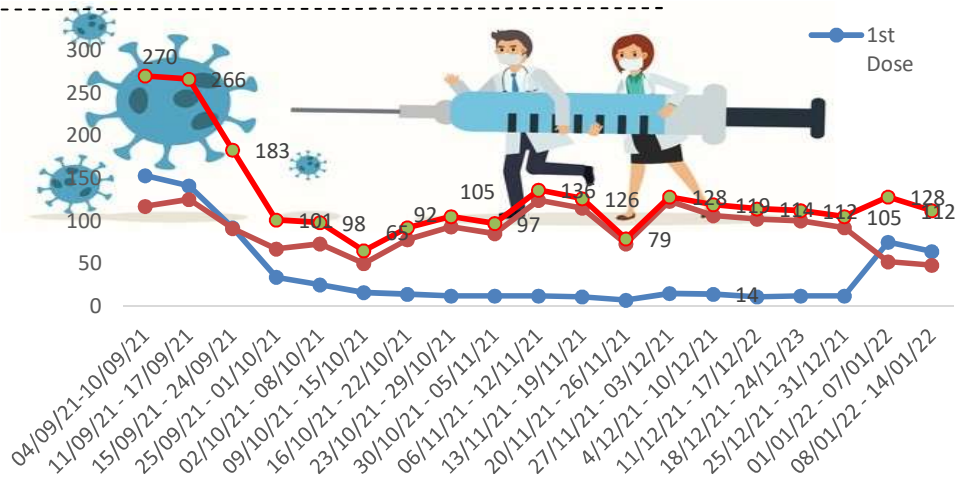


From 08th Jan, 2022 to 14th Jan, 2022 on average

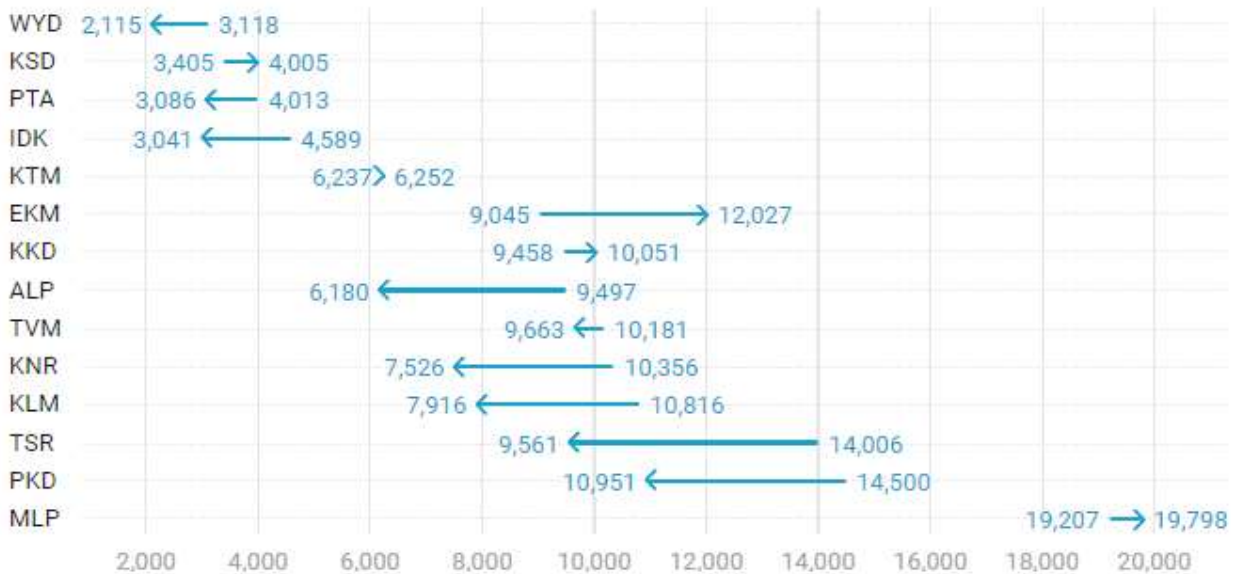
1.12 lakh

doses were administered daily.

Average Doses Administered Per day per week (in 1000)



Trend in average per day vaccination for the last two weeks

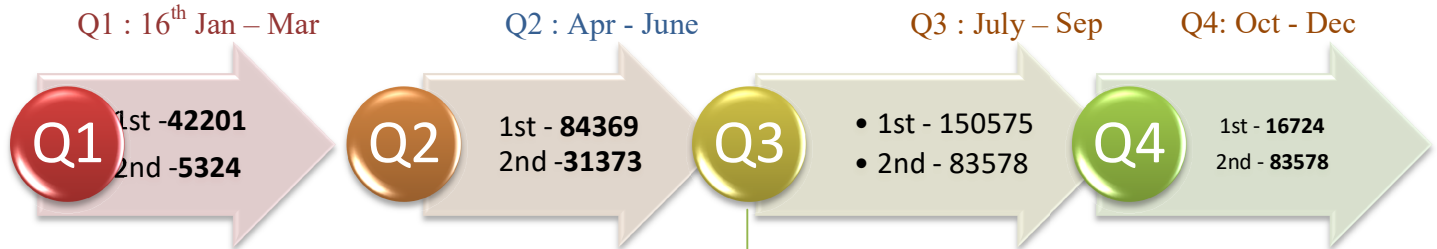


Race Against Time – Vaccination Quarterly Status

(Q1:16th Jan-Mar, Q2: Apr-June, Q3: July-Sep, Q4: Oct - Dec)

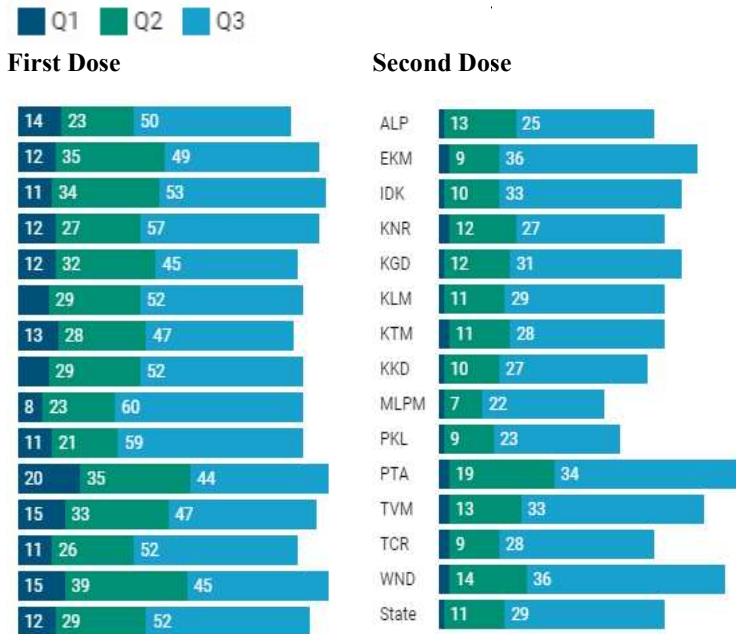
Daily Average Dozes Administered per Quarter

In the first Quarter, only 42201 first dozes and 5324 second dozes were administered daily on average. During the second, third and fourth quarters, the daily vaccination of the first and second dozes increased significantly.



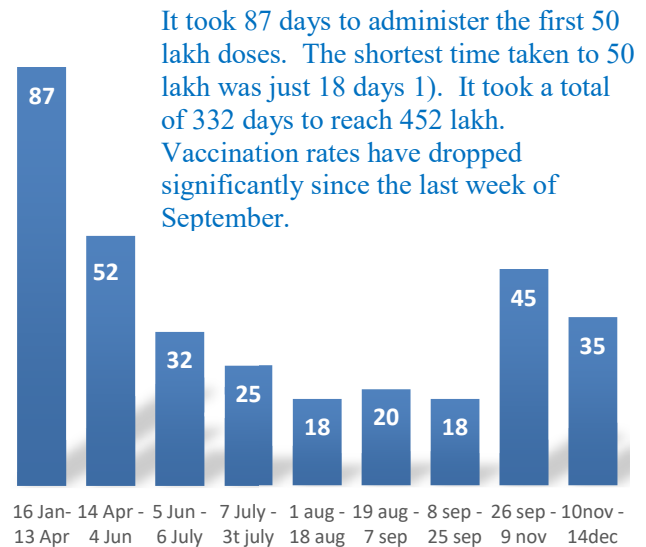
Vaccination Achievement per Quarter

In the third quarter of the immunization drive, 52% of the eligible population (18 + age) in Kerala were given the first dose and 29% the second dose.



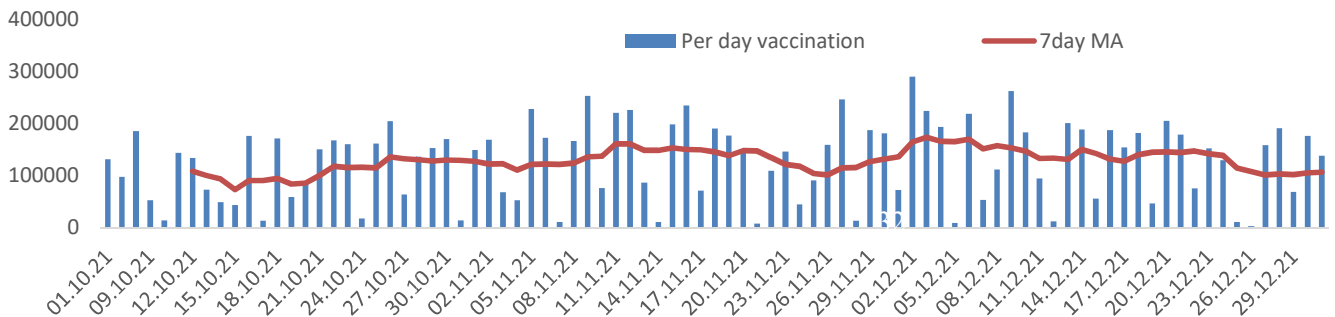
Dose Progression

The chart shows the days taken for total COVID-19 Vaccination doses(both first and second) in Kerala to cross every 50 lakh dose mark



Vaccine Administered per Day and 7 days Moving Average in Last Quarter (Oct -Dec)

The seven-day moving average of daily dozes in the last quarter showed a peak on December 2nd and continued to fluctuate thereafter



Important Message to the Public

- a. *Infection or infection rate is only a part and disease manifestation of disease is to be monitored*
- b. *Fatality among vaccinated people is very less. Disease severity among vaccinated people is less.*
- c. *People with comorbidity should be careful. Once detected covid positive they should get admitted and do not stay at home.*
- d. *Death among non-vaccinated people, especially people with comorbidity is because of late arrival in hospitals*
- e. *Diabetes and Hypertension together is the most common cause of patient death if they arrive late.*
- f. *Vaccinated people, only if symptomatic are advised to consult Doctor.*
- g. *Non Vaccinated people, if symptomatic, may do RTPCR test*
- h. *Antigen testing is only for emergency purpose*
- i. *Non vaccinated people with co-morbidities to do testing by RTPCR and consult doctor*
- j. *Repeat RTPCR is not needed among the people who are detected COVID positive in the previous 2 months*
- k. *All young person detected positive and at home isolation should do glucose test*

TABLE1.Total Vaccination done in the State as on 20/01/2022 midnight

State Summary-Total doses administered till 21/1/2022				at 12 AM				
District	Target	First Dose	Percent age	Second Dose	Percentage*	Precaution Dose	Percentage	Total doses administered
Alappuzha	1785011	1660132	93%	1435543	80%	20823	41%	31,16,498
Ernakulam	3126405	3164778	101%	2531371	81%	32988	28%	57,29,137
Idukki	920421	922115	100%	721450	78%	6611	24%	16,50,176
Kannur	2011583	2073005	103%	1695726	84%	22196	33%	37,90,927
Kasaragod	1052859	996567	95%	784093	74%	10237	30%	17,90,897
Kollam	2198745	2126831	97%	1720235	78%	17939	35%	38,65,005
Kottayam	1647422	1599855	97%	1315592	80%	23166	38%	29,38,613
Kozhikode	2642551	2547841	96%	1988391	75%	20026	25%	45,56,258
Malappuram	3229570	3194111	99%	2327529	72%	16621	30%	55,38,261
Palakkad	2273003	2221358	98%	1746637	77%	17505	28%	39,85,500
Pathanamthitta	1085342	1118697	103%	900596	83%	20309	38%	20,39,602
Thiruvananthapuram	2820638	2767634	98%	2259255	80%	36032	38%	50,62,921
Thrissur	2669204	2534424	95%	2168544	81%	38054	46%	47,41,022
Wayanad	688943	712535	103%	583792	85%	9452	26%	13,05,779
Grand Total	28,151,697	2,76,39,883	98%	2,21,78,754	79%	2,91,959	34%	5,01,10,596

TABLE2. Covid-19 Vaccination Center Functional in the State as on 20/01/2022 midnight

DISTRICTS	15+	18+	Total
Alappuzha	13	93	106
Ernakulam	75	97	172
Idukki	21	37	58
Kannur	27	54	81
Kasaragod	13	51	64
Kollam	49	58	107
Kottayam	13	81	94
Kozhikode	97	46	143
Malappuram	64	94	158
Palakkad	41	57	98
Pathanamthitta	60	71	131
Thiruvananthapuram	118	40	158
Thrissur	119	133	252
Wayanad	37	37	74
GrandTotal	747	949	1696

TABLE3. Health Care Workers Coverage as on 20/01/2022 midnight

<i>DISTRICT</i>	<i>1st DOSE</i>	<i>2nd Dose</i>	<i>% fully vaccinated</i>	<i>Precaution dose</i>	<i>Precaution dose (%) *</i>
Alappuzha	29010	27105	93%	7817	43%
Ernakulam	85554	75362	88%	16284	29%
Idukki	13551	12945	96%	2994	34%
Kannur	40378	37304	92%	11660	44%
Kasaragod	11610	10762	93%	2885	40%
Kollam	36029	33613	93%	8440	39%
Kottayam	38699	36093	93%	9498	38%
Kozhikode	52730	47752	91%	9706	32%
Malappuram	44826	41764	93%	10250	45%
Palakkad	34670	31819	92%	8811	39%
Pathanamthitta	29329	24963	85%	7574	42%
Thiruvananthapuram	73413	66061	90%	16466	37%
Thrissur	51909	49031	94%	17333	49%
Wayanad	13977	13255	95%	4158	41%
Grand Total	555685	507829	91%	133876	38%

1st Dose coverage for HCW is 100%

*Proportion of beneficiaries who are eligible (completed 9 months after 2nd dose)

TABLE4. Frontline workers Coverage as on 20/01/2022 midnight

<i>DISTRICT</i>	<i>1st dose</i>	<i>2nd Dose</i>	<i>% fully vaccinated</i>	<i>Precaution dose</i>	<i>Precaution dose(%) *</i>
Alappuzha	39120	36607	94%	4793	27%
Ernakulam	54919	50124	91%	5433	19%
Idukki	22991	21216	92%	1804	15%
Kannur	41373	39853	96%	3097	14%
Kasaragod	24612	22349	91%	2454	18%
Kollam	42225	38591	91%	3011	20%
Kottayam	32132	30455	95%	5077	26%
Kozhikode	55262	52382	95%	2797	12%
Malappuram	53905	51075	95%	3152	14%
Palakkad	48092	45308	94%	3873	15%
Pathanamthitta	25246	22406	89%	2883	21%
Thiruvananthapuram	72968	67248	92%	7248	29%
Thrissur	41902	40628	97%	8583	39%
Wayanad	17018	16044	94%	1209	11%
GrandTotal	571765	534286	93%	55414	21%

1st Dose coverage for FLW is 100%

*Proportion of beneficiaries who are eligible (completed 9 months after 2nd dose)

TABLE5.Age-Appropriate Group (45-59 Years) Coverage as on 20/01/2022 midnight

Table 5: Age appropriate group (45-59 years) coverage					
45-59 years Coverage as on			21/01/2022	at 12 AM	
District	Target	1st Dose Coverage	Percentage	2nd Dose Coverage	Percentage fully vaccinated
Alappuzha	535436	437663	82%	404439	76%
Ernakulam	809349	781134	97%	682050	84%
Idukki	237564	246441	104%	214311	90%
Kannur	527295	514270	98%	464896	88%
Kasaragod	253027	251423	99%	219976	87%
Kollam	541201	558114	103%	487396	90%
Kottayam	478470	412877	86%	362452	76%
Kozhikode	658949	652268	99%	561425	85%
Malappuram	733338	719468	98%	598430	82%
Palakkad	614226	544963	89%	478517	78%
Pathanamthitta	264372	281127	106%	247884	94%
Thiruvananthapuram	735836	679228	92%	597178	81%
Thrissur	689418	662057	96%	604580	88%
Wayanad	170537	176879	104%	162259	95%
Grand Total	7249018	69,17,912	95%	60,85,793	84%

TABLE6.Age-Appropriate Group (≥60 Years) Coverage as on 20/01/2022 midnight

Table 6: Age appropriate group (≥ 60 years) coverage							
≥ 60 years Coverage as on			21/01/2022	at 12 AM			
District	Target	1st Dose Coverage	Percentage	2nd Dose Coverage	Percentage fully vaccinated	Precaution dose	%
Alappuzha	424565	427889	101%	393053	93%	8213	55%
Ernakulam	673885	674611	100%	610468	91%	11271	37%
Idukki	193981	194157	100%	169959	88%	1813	27%
Kannur	438602	443545	101%	404770	92%	7439	42%
Kasaragod	182460	181352	99%	158232	87%	4898	36%
Kollam	497558	498305	100%	445735	90%	6488	45%
Kottayam	418008	418530	100%	376178	90%	8591	49%
Kozhikode	526896	527640	100%	469034	89%	7523	30%
Malappuram	477642	486651	102%	423047	89%	3219	34%
Palakkad	437708	438421	100%	391779	90%	4821	32%
Pathanamthitta	311297	311547	100%	277191	89%	9852	44%
Thiruvananthapuram	630465	631248	100%	560107	89%	12318	49%
Thrissur	581781	586697	101%	547081	94%	12138	49%
Wayanad	128009	128077	100%	113090	88%	4085	26%
Grand Total	5922857	59,48,670	100%	53,39,724	90%	1,02,669	41%

TABLE 6. Age-Appropriate Group (18-44 Years) Coverage as on 20/01/2022 midnight

18-44 years Coverage as on 21/01/2022 at 12 AM					
District	Target	First Dose		2nd Dose Coverage	Percentage fully vaccinated*
		1st Dose Coverage	Percentage		
Alappuzha	744178	661711	89%	574339	77%
Ernakulam	1470864	1486783	101%	1113367	76%
Idukki	437537	414598	95%	303019	69%
Kannur	947964	951352	100%	748903	79%
Kasaragod	556876	491802	88%	372774	67%
Kollam	1054752	919279	87%	714900	68%
Kottayam	665544	646298	97%	510414	77%
Kozhikode	1313678	1192829	91%	857798	65%
Malappuram	1777378	1783545	100%	1213213	68%
Palakkad	1088327	1066185	98%	799214	73%
Pathanamthitta	460819	438560	95%	328152	71%
Thiruvananthapuram	1309099	1230966	94%	968661	74%
Thrissur	1274465	1086212	85%	927224	73%
Wayanad	361152	350009	97%	279144	77%
Grand Total	13462633	1,27,20,129	94%	97,11,122	72%

*Among those who have taken first dose

TABLE 7. Age-Appropriate Group (15-17 Years) Coverage as on 20/01/2022 midnight

Table 6: Age appropriate group (15-17 years) coverage			
15-17 years Coverage as on		21/01/2022	at 12 AM
District	Target	1st Dose Coverage	Percentage
Alappuzha	80832	64739	80%
Ernakulam	172307	81777	47%
Idukki	51339	30377	59%
Kannur	97722	82087	84%
Kasaragod	60496	35768	59%
Kollam	105234	72879	69%
Kottayam	85400	51319	60%
Kozhikode	143028	67112	47%
Malappuram	241212	105716	44%
Palakkad	132742	89027	67%
Pathanamthitta	48854	32888	67%
Thiruvananthapuram	145238	79811	55%
Thrissur	123540	105647	86%
Wayanad	29245	26575	91%
Grand Total	1,517,189	9,25,722	61%

TABLE 8. Achievement for the day 20/01/2022 midnight

Daily achievement 21-01-2022				
District	First Dose	Second Dose	Precaution dose	Total Doses Administered
Alappuzha	2175	3343	2946	8458
Ernakulam	11156	6535	4779	21905
Idukki	1298	1581	1449	4323
Kannur	5488	3405	2475	11348
Kasaragod	4067	2586	2987	8794
Kollam	5940	3493	1713	11142
Kottayam	2147	3619	3479	9241
Kozhikode	12570	1303	1026	14752
Malappuram	13764	7377	2089	22770
Palakkad	7076	5660	2681	15059
Pathanamthitta	2053	1623	2979	6555
Thiruvananthapuram	5497	1821	1979	9291
Thrissur	4387	5994	6939	17118
Wayanad	1331	489	1056	2874
Grand Total	78949	48829	38577	166355

** Vaccine stock details couldn't be downloaded from e-VIN portal as the portal is down.

TABLE 9.COVID Vaccination related sites

support@cowin.gov.in https://www.cowin.gov.in/home https://dashboard.kerala.gov.in/ https://dhs.kerala.gov.in/https://aogyakeralam.gov.in/https://sha.kerala.gov.in/

TABLE10. COVID Vaccination related Helpline numbers

National/State/District	Line1	Line2	Line3
National Helpline	1075	+91 1123978046	0120 4473222
Disha	1056	04712552056	
StateCallCenter	04712309251	04712309252	04712309255
Thiruvananthapuram	9188610100	1077	
Kollam	04742797609	8589015556	
Pathanamthitta	04682222515	04682228220	
Alappuzha	04772239999		
Kottayam	04812565200	04812304800	04812581900
Idukki	18004255640	04862232220	04862233118
Ernakulam	9072303861		
Thrissur	9400066921	9400066922	9400066923
Palakkad	04912505264	04912505189	8943341439
Malappuram	04832733253	04832737858	04832733252
Kozhikode	7594001442		
Wayanad	04936202343	04936202375	9072510900
Kannur	04972700194		
Kasargod	9061076590	9061079244	9061078026