



കേരള സർക്കാർ

COVID-19 OUTBREAK CONTROL AND PREVENTION STATE  
CELL HEALTH & FAMILY WELFARE DEPARTMENT  
Govt of Kerala  
[www.health.kerala.gov.in](http://www.health.kerala.gov.in)

[www.dhs.kerala.gov.in](http://www.dhs.kerala.gov.in)

[controlroomdhskerala@gmail.com](mailto:controlroomdhskerala@gmail.com)

**KeralaHEALTH-COVID-19 DAILY VACCINATION BULLETIN**

**Date: 21/01/2022**

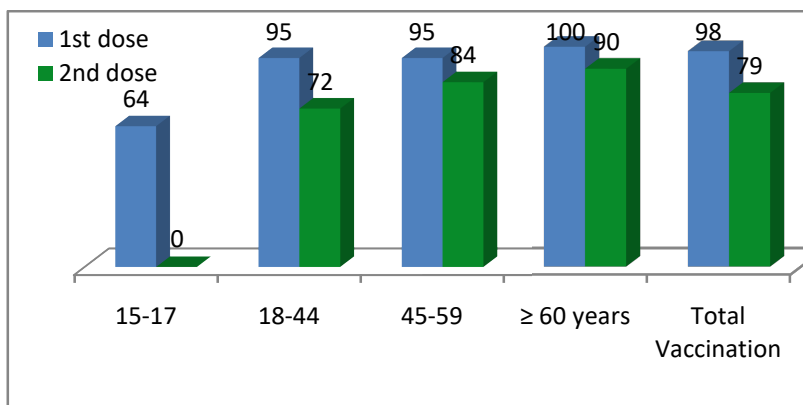
**OUR HEALTH OUR RESPONSIBILITY  
VACCINE ADVISORY**

- *People who are vaccinated with Covid Vaccine are reported to have reduced Covid related ICU admissions, serious disease and death.*
- *Early vaccination is useful to safeguard our life from this deadly disease.*
- *Vaccination sessions are planned as per the availability of vaccine. All are requested to cooperate.*
- *After receiving the first dose, second dose of Covishield vaccine is be taken between 12–16weeks and second dose of Covaxin between 4-6 weeks.*
- *Covid vaccination is currently available to all above the age of 18.*
- *Vaccination is available free of cost in all Government covid vaccination centers, and at a nominal rate (as per the GoI order F.No.2079203/2021/Immunization) in selected private Hospitals.*
- **ENSURE ALL YOUR ELIGIBLE FAMILY MEMBERS ARE PROTECTED BY RECEIVING ANY OF THE AVAILABLE COVID VACCINE.**
- **“BOTH COVAXIN AND COVISHIELD ARE EQUALLY EFFECTIVE AND SAFE”**
- **“BE FULLY PROTECTED – GET THE SECOND DOSE AT YOUR SCHEDULED TIME”**

## ANALYSIS

COVID-19 mass vaccinations are showing signs of preventing illness and steep decline in cases and hospital admissions in countries which done vaccination. Kerala started its vaccination for health care workers from January 16, 2021. The COVID-19 Vaccines Operational Guidelines issued by the Ministry of Health and Family Welfare, Govt. of India, 28th December 2020 and all subsequent Guidelines issued by Ministry of Health and Family Welfare, Govt of India are followed at the sites and all vaccination lanes

### Summary of COVID Vaccine Administered as on 21-01-2022 midnight

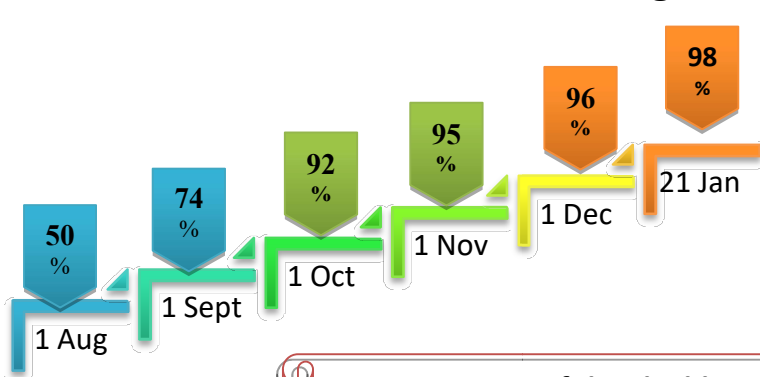


**98%** of eligible population vaccinated with a single dose till January 21

**79%** of eligible population vaccinated with double dose till January 21

State has vaccinated more than **95%** of people aged more than 45-59 years with a single dose

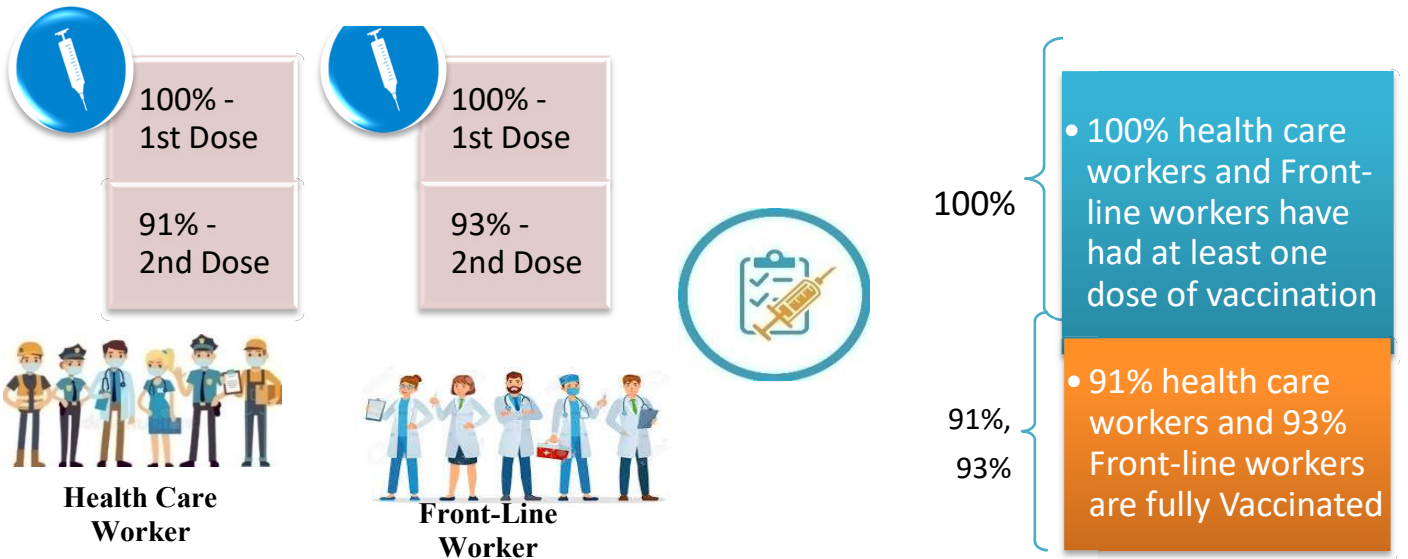
### Time Line of Vaccination Coverage



Kerala began administration of COVID 19 Vaccines on 16<sup>th</sup> January, 2021. As of 21<sup>th</sup> January 2022, Kerala has administered over 50 million doses overall, including first and second doses of vaccines.


**Over 98 per cent of the eligible population (15 + years) in Kerala has been administered the first dose of the Covid-19 vaccine. The state has achieved the target within 371 days since the beginning of the vaccination drive on January 16.**

# Health Care Workers & Front-line Workers Vaccinated



## Are You Vaccinated? You Still Need to Practice: SMS

- Even after vaccination, follow COVID appropriate behavior
- Practice Social Distancing and greet without physical contact
- Always wear clean face mask
- Wash your hands thoroughly and frequently or use hand sanitizer
- Follow the current COVID 19 guidelines to prevent further spread
- Stay Safe. Stay Strong. Get Vaccinated



Even After Getting Vaccinated Keep Taking Precautions to Protect Your Self



**GET VACCINATED**



**WASH YOUR HANDS**



**WEAR A MASK**



**KEEP YOUR DISTANCE**

# The Race Towards Full Vaccination - Weekly Trend

08<sup>th</sup> Jan, 2022 – 14<sup>th</sup> Jan, 2022

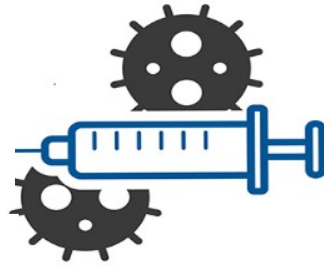
Kerala Administered over

## 7.85 Lakh

COVID Vaccine Doses

in the last 7 days

(8<sup>th</sup> Jan, 2022 to 14<sup>th</sup> Jan)

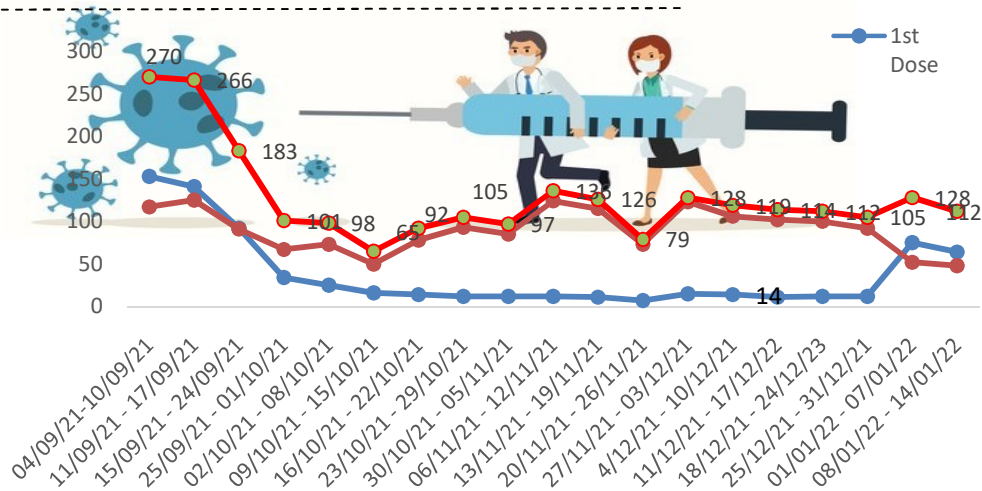


From 08<sup>th</sup> Jan, 2022 to 14<sup>th</sup> Jan, 2022 on average

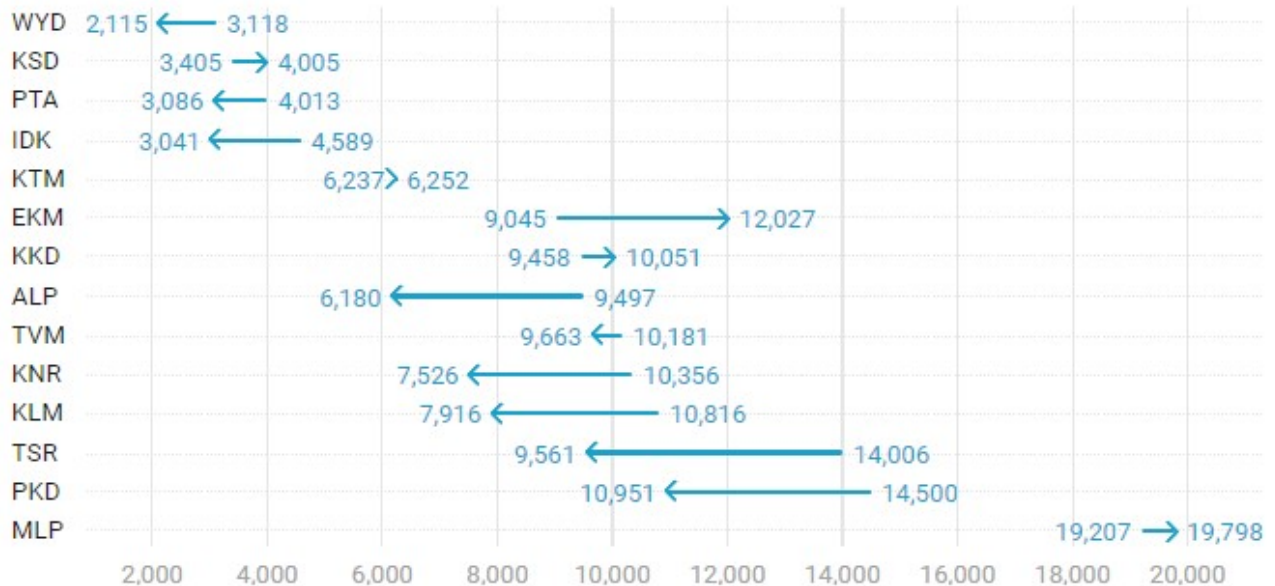
## 1.12 lakh

doses were administered daily.

Average Doses Administered Per day per week (in 1000)



Trend in average per day vaccination for the last two weeks




# Race Against Time – Vaccination Quarterly Status

(Q1: 16<sup>th</sup> Jan-Mar, Q2: Apr-June, Q3: July-Sep, Q4: Oct-Dec)

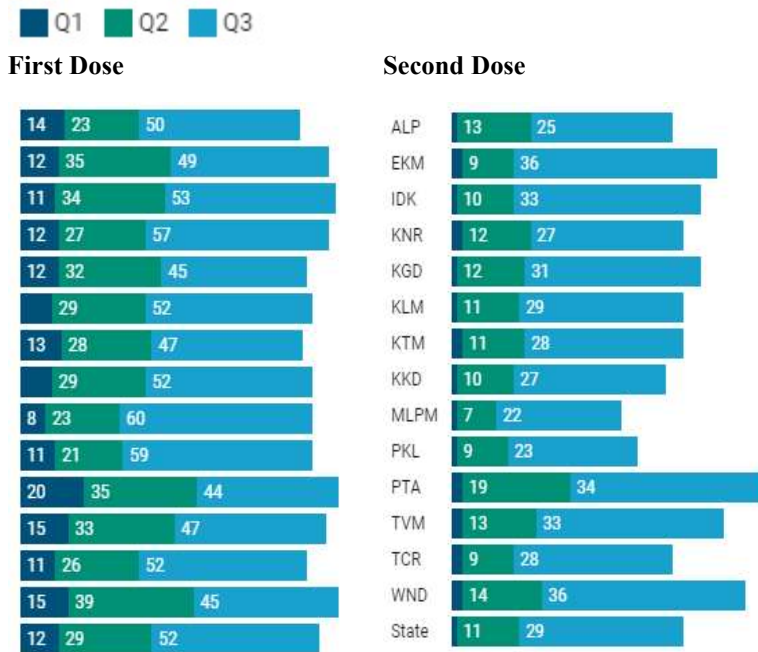
## Daily Average Dozes Administered per Quarter

In the first Quarter, only 42201 first dozes and 5324 second dozes were administered daily on average. During the second, third and fourth quarters, the daily vaccination of the first and second dozes increased significantly.



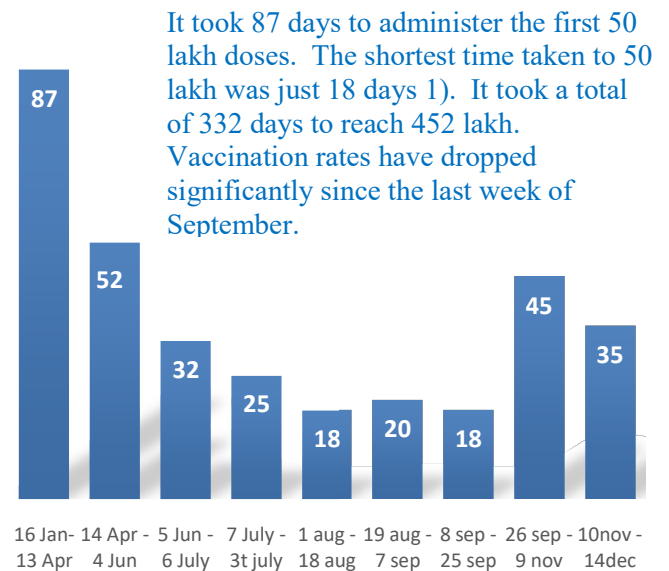
## Vaccination Achievement per Quarter

In the third quarter of the immunization drive, 52% of the eligible population (18 + age) in Kerala were given the first dose and 29% the second dose.



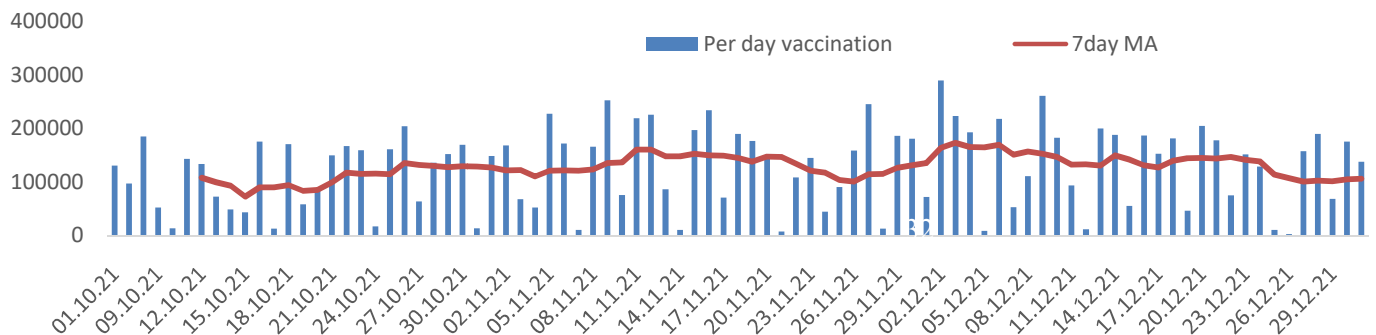
## Dose Progression

The chart shows the days taken for total COVID-19 Vaccination dozes(both first and second) in Kerala to cross every 50 lakh dose mark



## Vaccine Administered per Day and 7 days Moving Average in Last Quarter (Oct -Dec)

The seven-day moving average of daily dozes in the last quarter showed a peak on December 2<sup>nd</sup> and continued to fluctuate thereafter



## Important Message to the Public

- a. *Infection or infection rate is only a part and disease manifestation of disease is to be monitored*
- b. *Fatality among vaccinated people is very less. Disease severity among vaccinated people is less.*
- c. *People with comorbidity should be careful. Once detected covid positive they should get admitted and do not stay at home.*
- d. *Death among non-vaccinated people, especially people with comorbidity is because of late arrival in hospitals*
- e. *Diabetes and Hypertension together is the most common cause of patient death if they arrive late.*
- f. *Vaccinated people, only if symptomatic are advised to consult Doctor.*
- g. *Non Vaccinated people, if symptomatic, may do RTPCR test*
- h. *Antigen testing is only for emergency purpose*
- i. *Non vaccinated people with co-morbidities to do testing by RTPCR and consult doctor*
- j. *Repeat RTPCR is not needed among the people who are detected COVID positive in the previous 2 months*
- k. *All young person detected positive and at home isolation should do glucose test*

TABLE1.Total Vaccination done in the State as on 21/01/2022 midnight

State Summary-Total doses administered till 22/1/2022				at 12 AM				
District	Target	First Dose	Percent age	Second Dose	Percentage*	Precaution Dose	Percentage	Total doses administered
Alappuzha	1785011	1663244	93%	1437508	81%	22899	45%	3,123,651
Ernakulam	3126405	3173114	101%	2537114	81%	37761	31%	5,747,989
Idukki	920421	923202	100%	722932	79%	7885	27%	1,654,019
Kannur	2011583	2076860	103%	1699243	84%	24739	37%	3,800,842
Kasaragod	1052859	999701	95%	784487	75%	10783	30%	1,794,971
Kollam	2198745	2132638	97%	1723863	78%	21055	37%	3,877,556
Kottayam	1647422	1601848	97%	1318248	80%	26301	40%	2,946,397
Kozhikode	2642551	2559966	97%	1993257	75%	22130	26%	4,575,353
Malappuram	3229570	3209073	99%	2334519	72%	18410	32%	5,562,002
Palakkad	2273003	2227238	98%	1752460	77%	21390	33%	4,001,088
Pathanamthitta	1085342	1119907	103%	901405	83%	22467	39%	2,043,779
Thiruvananthapuram	2820638	2769800	98%	2267027	80%	41032	40%	5,077,859
Thrissur	2669204	2536937	95%	2172246	81%	42842	49%	4,752,025
Wayanad	688943	713863	104%	584515	85%	10633	29%	1,309,011
<b>Grand Total</b>	<b>28,151,697</b>	<b>27,707,391</b>	<b>98%</b>	<b>22,228,824</b>	<b>79%</b>	<b>330,327</b>	<b>36%</b>	<b>50,266,542</b>

TABLE2. Covid-19 Vaccination Center Functional in the State as on 21/01/2022 midnight

<i>DISTRICTS</i>	15+	18+	Total
Alappuzha	85	93	178
Ernakulam	50	103	153
Idukki	23	35	58
Kannur	16	65	81
Kasaragod	42	10	52
Kollam	50	62	112
Kottayam	16	79	95
Kozhikode	96	47	143
Malappuram	77	98	175
Palakkad	33	69	102
Pathanamthitta	61	73	134
Thiruvananthapuram	15	135	150
Thrissur	117	132	249
Wayanad	37	39	76
<b>GrandTotal</b>	<b>718</b>	<b>1040</b>	<b>1758</b>

TABLE3. Health Care Workers Coverage as on 21/01/2022 midnight

<b>DISTRICT</b>	<b>1st DOSE</b>	<b>2nd Dose</b>	<b>% fully vaccinated</b>	<b>Precaution dose</b>	<b>Precaution dose (%) *</b>
<b>Alappuzha</b>	29010	27109	93%	8372	46%
<b>Ernakulam</b>	85554	75384	88%	17336	30%
<b>Idukki</b>	13551	12949	96%	3531	40%
<b>Kannur</b>	40379	37319	92%	12281	46%
<b>Kasaragod</b>	11610	10768	93%	2946	40%
<b>Kollam</b>	36029	33621	93%	9018	41%
<b>Kottayam</b>	38700	36108	93%	10135	40%
<b>Kozhikode</b>	52731	47763	91%	10178	33%
<b>Malappuram</b>	44826	41781	93%	10655	46%
<b>Palakkad</b>	34671	31836	92%	9554	42%
<b>Pathanamthitta</b>	29329	24966	85%	7790	43%
<b>Thiruvananthapuram</b>	73414	66082	90%	17483	39%
<b>Thrissur</b>	51909	49037	94%	18239	51%
<b>Wayanad</b>	13977	13256	95%	4354	43%
<b>Grand Total</b>	<b>555690</b>	<b>507979</b>	<b>91%</b>	<b>141872</b>	<b>40%</b>

1st Dose coverage for HCW is 100%  
 \*Proportion of beneficiaries who are eligible ( completed 9 months after 2nd dose )

TABLE4. Frontline workers Coverage as on 21/01/2022 midnight

<b>DISTRICT</b>	<b>1st dose</b>	<b>2nd Dose</b>	<b>% fully vaccinated</b>	<b>Precaution dose</b>	<b>Precaution dose(%) *</b>
<b>Alappuzha</b>	39120	36625	94%	5574	31%
<b>Ernakulam</b>	54919	50140	91%	6486	21%
<b>Idukki</b>	22991	21235	92%	2259	18%
<b>Kannur</b>	41375	39860	96%	3897	18%
<b>Kasaragod</b>	24612	22358	91%	2776	20%
<b>Kollam</b>	42226	38611	91%	3762	22%
<b>Kottayam</b>	32133	30467	95%	5901	30%
<b>Kozhikode</b>	55262	52390	95%	3178	13%
<b>Malappuram</b>	53909	51083	95%	3974	16%
<b>Palakkad</b>	48092	45327	94%	5341	21%
<b>Pathanamthitta</b>	25246	22412	89%	3227	23%
<b>Thiruvananthapuram</b>	72969	67279	92%	8370	31%
<b>Thrissur</b>	41902	40639	97%	9796	42%
<b>Wayanad</b>	17018	16049	94%	1484	14%
<b>Grand Total</b>	<b>571774</b>	<b>534475</b>	<b>93%</b>	<b>66025</b>	<b>23%</b>

1st Dose coverage for FLW is 100%  
 \*Proportion of beneficiaries who are eligible ( completed 9 months after 2nd dose )



TABLE5.Age-Appropriate Group (45-59 Years) Coverage as on 21/01/2022 midnight

<b>Table 5: Age appropriate group (45-59 years) coverage</b>					
<b>45-59 years Coverage as on 22/01/2022 at 12 AM</b>					
<b>District</b>	<b>Target</b>	<b>1st Dose Coverage</b>	<b>Percentage</b>	<b>2nd Dose Coverage</b>	<b>Percentage fully vaccinated</b>
Alappuzha	535436	437735	82%	404917	76%
Ernakulam	809349	781281	97%	683136	84%
Idukki	237564	246473	104%	214560	90%
Kannur	527295	514369	98%	465563	88%
Kasaragod	253027	251437	99%	220040	87%
Kollam	541201	558222	103%	488170	90%
Kottayam	478470	412956	86%	363089	76%
Kozhikode	658949	652419	99%	562336	85%
Malappuram	733338	719664	98%	599529	82%
Palakkad	614226	545115	89%	479653	78%
Pathanamthitta	264372	281152	106%	248007	94%
Thiruvananthapuram	735836	679432	92%	598706	81%
Thrissur	689418	662150	96%	605383	88%
Wayanad	170537	176897	104%	162348	95%
<b>Grand Total</b>	<b>7249018</b>	<b>6,919,302</b>	<b>95%</b>	<b>6,095,437</b>	<b>84%</b>

TABLE6.Age-Appropriate Group ( $\geq 60$  Years) Coverage as on 21/01/2022 midnight

<b>Table 6: Age appropriate group (<math>\geq 60</math> years) coverage</b>							
<b><math>\geq 60</math> years Coverage as on 22/01/2022 at 12 AM</b>							
<b>District</b>	<b>Target</b>	<b>1st Dose Coverage</b>	<b>Percentage</b>	<b>2nd Dose Coverage</b>	<b>Percentage fully vaccinated</b>	<b>Precaution dose</b>	<b>%</b>
Alappuzha	424565	427953	101%	393271	93%	8953	59%
Ernakulam	673885	674670	100%	610970	91%	13939	39%
Idukki	193981	194179	100%	170143	88%	2095	27%
Kannur	438602	443589	101%	405112	92%	8561	48%
Kasaragod	182460	181358	99%	158257	87%	5061	34%
Kollam	497558	498362	100%	446096	90%	8275	44%
Kottayam	418008	418612	100%	376511	90%	10265	50%
Kozhikode	526896	527696	100%	469464	89%	8774	32%
Malappuram	477642	486720	102%	423428	89%	3781	37%
Palakkad	437708	438492	100%	392237	90%	6495	41%
Pathanamthitta	311297	311567	100%	277266	89%	11450	45%
Thiruvananthapuram	630465	631367	100%	560926	89%	15179	49%
Thrissur	581781	586748	101%	547462	94%	14807	52%
Wayanad	128009	128083	100%	113122	88%	4795	30%
<b>Grand Total</b>	<b>5922857</b>	<b>5,949,396</b>	<b>100%</b>	<b>5,344,265</b>	<b>90%</b>	<b>122,430</b>	<b>43%</b>

TABLE 6. Age-Appropriate Group (18-44 Years) Coverage as on 21/01/2022 midnight

18-44 years Coverage as on 22/01/2022 at 12 AM					
District	Target	First Dose		2nd Dose Coverage	Percentage fully vaccinated*
		1st Dose Coverage	Percentage		
Alappuzha	744178	662413	89%	575586	77%
Ernakulam	1470864	1488937	101%	1117484	76%
Idukki	437537	414995	95%	304045	69%
Kannur	947964	952473	100%	751389	79%
Kasaragod	556876	492573	88%	373064	67%
Kollam	1054752	920718	87%	717365	68%
Kottayam	665544	646911	97%	512073	77%
Kozhikode	1313678	1196169	91%	861304	66%
Malappuram	1777378	1788050	101%	1218698	69%
Palakkad	1088327	1067892	98%	803407	74%
Pathanamthitta	460819	438930	95%	328754	71%
Thiruvananthapuram	1309099	1232237	94%	974034	74%
Thrissur	1274465	1087007	85%	929725	73%
Wayanad	361152	350328	97%	279740	77%
<b>Grand Total</b>	<b>13462633</b>	<b>12,739,633</b>	<b>95%</b>	<b>9,746,668</b>	<b>72%</b>

\*Among those who have taken first dose

TABLE 7. Age-Appropriate Group (15-17 Years) Coverage as on 21/01/2022 midnight

Table 6: Age appropriate group (15-17 years) coverage			
15-17 years Coverage as on		22/01/2022	at 12 AM
District	Target	1st Dose Coverage	Percentage
Alappuzha	80832	67013	83%
Ernakulam	172307	87753	51%
Idukki	51339	31013	60%
Kannur	97722	84675	87%
Kasaragod	60496	38111	63%
Kollam	105234	77081	73%
Kottayam	85400	52536	62%
Kozhikode	143028	75689	53%
Malappuram	241212	115904	48%
Palakkad	132742	92976	70%
Pathanamthitta	48854	33683	69%
Thiruvananthapuram	145238	80381	55%
Thrissur	123540	107221	87%
Wayanad	29245	27560	94%
<b>Grand Total</b>	<b>1,517,189</b>	<b>971,596</b>	<b>64%</b>

TABLE 8. Achievement for the day 21/01/2022 midnight

Daily achievement 21-01-2022				
District	First Dose	Second Dose	Precaution dose	Total Doses Administered
Alappuzha	3112	1965	2076	8458
Ernakulam	8136	5682	4678	21905
Idukki	1087	1481	1273	4323
Kannur	3843	3481	2464	11348
Kasaragod	3132	387	545	8794
Kollam	5804	3622	3115	11142
Kottayam	1983	2606	3100	9241
Kozhikode	12078	4858	2096	14752
Malappuram	14887	6976	1772	22770
Palakkad	5864	5795	3881	15059
Pathanamthitta	1197	796	2098	6555
Thiruvananthapuram	2165	7772	4986	9291
Thrissur	2513	3702	4788	17118
Wayanad	1328	722	1179	2874
<b>Grand Total</b>	<b>67129</b>	<b>49845</b>	<b>38051</b>	<b>155025</b>

\*\* Vaccine stock details couldn't be downloaded from e-VIN portal as the portal is down.

TABLE 9.COVID Vaccination related sites

<a href="mailto:support@cowin.gov.in">support@cowin.gov.in</a> <a href="https://www.cowin.gov.in/home">https://www.cowin.gov.in/home</a> <a href="https://dashboard.kerala.gov.in/">https://dashboard.kerala.gov.in/</a> <a href="https://dhs.kerala.gov.in/https://aogyakeralam.gov.in/https://sha.kerala.gov.in/">https://dhs.kerala.gov.in/https://aogyakeralam.gov.in/https://sha.kerala.gov.in/</a>
---

TABLE10. COVID Vaccination related Helpline numbers

National/State/District	Line1	Line2	Line3
National Helpline	1075	+91 1123978046	0120 4473222
Disha	1056	04712552056	
StateCallCenter	04712309251	04712309252	04712309255
Thiruvananthapuram	9188610100	1077	
Kollam	04742797609	8589015556	
Pathanamthitta	04682222515	04682228220	
Alappuzha	04772239999		
Kottayam	04812565200	04812304800	04812581900
Idukki	18004255640	04862232220	04862233118
Ernakulam	9072303861		
Thrissur	9400066921	9400066922	9400066923
Palakkad	04912505264	04912505189	8943341439
Malappuram	04832733253	04832737858	04832733252
Kozhikode	7594001442		
Wayanad	04936202343	04936202375	9072510900
Kannur	04972700194		
Kasargod	9061076590	9061079244	9061078026