



**COVID-19 OUTBREAK CONTROL AND PREVENTION STATE
CELL HEALTH & FAMILY WELFARE DEPARTMENT
Govt of Kerala
www.health.kerala.gov.in**

www.dhs.kerala.gov.in

controlroomdhskerala@gmail.com

***Kerala*HEALTH-COVID-19 DAILY VACCINATION BULLETIN**

Date: 23/01/2022

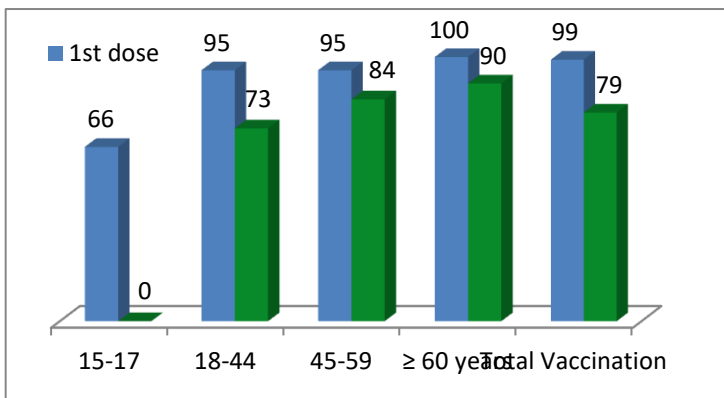
**OUR HEALTH OUR RESPONSIBILITY
VACCINE ADVISORY**

- *People who are vaccinated with Covid Vaccine are reported to have reduced Covid related ICU admissions, serious disease and death.*
- *Early vaccination is useful to safeguard our life from this deadly disease.*
- *Vaccination sessions are planned as per the availability of vaccine. All are requested to cooperate.*
- *After receiving the first dose, second dose of Covishield vaccine is to be taken between 12–16 weeks and second dose of Covaxin between 4-6 weeks.*
- *Covid vaccination is currently available to all above the age of 18.*
- *Vaccination is available free of cost in all Government covid vaccination centers, and at a nominal rate (as per the GoI order F.No.2079203/2021/Immunization) in selected private Hospitals.*
- ***ENSURE ALL YOUR ELIGIBLE FAMILY MEMBERS ARE PROTECTED BY RECEIVING ANY OF THE AVAILABLE COVID VACCINE.***
- ***“BOTH COVAXIN AND COVISHIELD ARE EQUALLY EFFECTIVE AND SAFE”***
- ***“BE FULLY PROTECTED – GET THE SECOND DOSE AT YOUR SCHEDULED TIME”***

ANALYSIS

COVID-19 mass vaccinations are showing signs of preventing illness and steep decline in cases and hospital admissions in countries which done vaccination. Kerala started its vaccination for health care workers from January 16, 2021. The COVID-19 Vaccines Operational Guidelines issued by the Ministry of Health and Family Welfare, Govt. of India, 28th December 2020 and all subsequent Guidelines issued by Ministry of Health and Family Welfare, Govt of India are followed at the sites and all vaccination lanes

Summary of COVID Vaccine Administered as on 23-01-2022 midnight

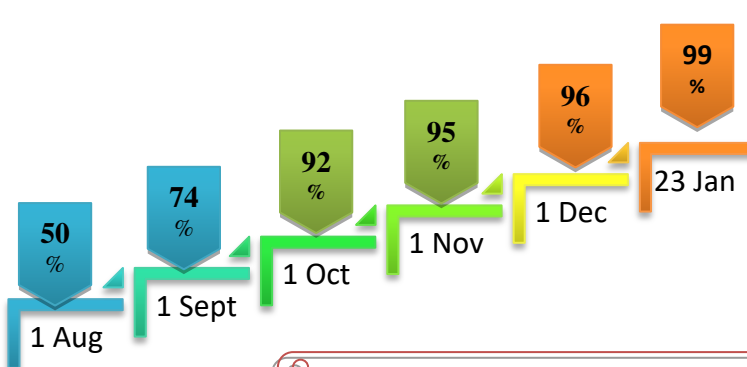


99% of eligible population vaccinated with a single dose till January 23

79% of eligible population vaccinated with double dose till January 23

State has vaccinated more than 95% of people aged more than 45-59 years with a single dose

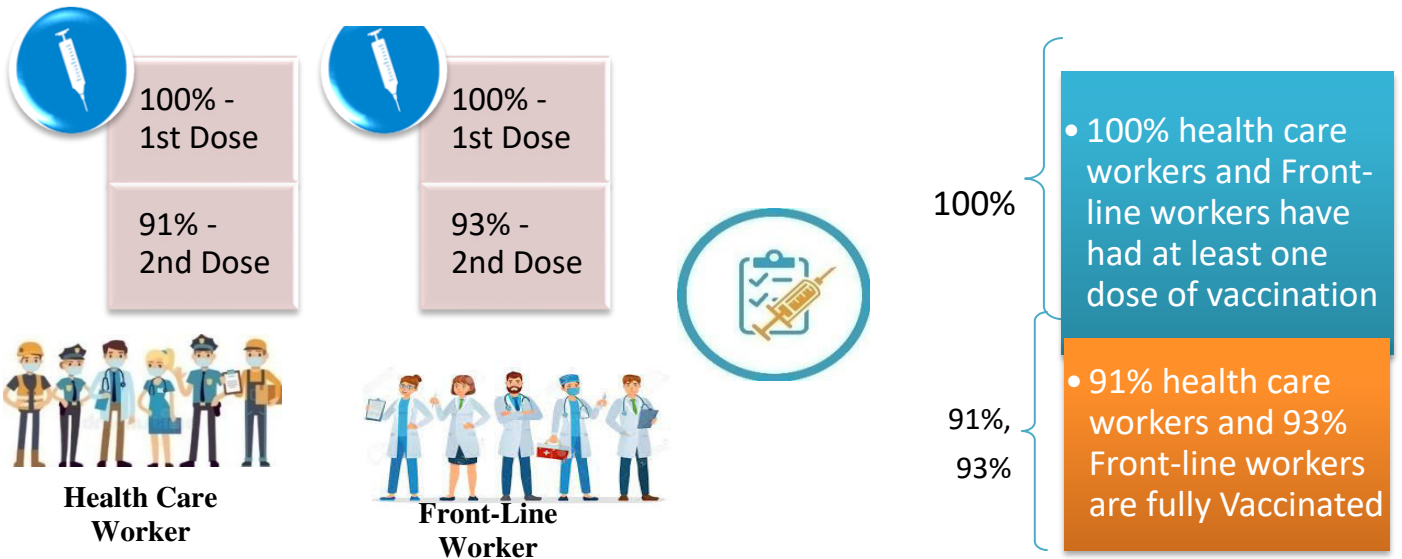
Time Line of Vaccination Coverage



Kerala began administration of COVID 19 Vaccines on 16th January, 2021. As of 23th January 2022, Kerala has administered over 50 million doses overall, including first and second doses of vaccines.


Over 99 per cent of the eligible population (15 + years) in Kerala has been administered the first dose of the Covid-19 vaccine. The state has achieved the target within 373 days since the beginning of the vaccination drive on January 16.

Health Care Workers & Front-line Workers Vaccinated



Are You Vaccinated? You Still Need to Practice: SMS

- Even after vaccination, follow COVID appropriate behavior
- Practice Social Distancing and greet without physical contact
- Always wear clean face mask
- Wash your hands thoroughly and frequently or use hand sanitizer
- Follow the current COVID 19 guidelines to prevent further spread
- Stay Safe. Stay Strong. Get Vaccinated



Even After Getting Vaccinated Keep Taking Precautions to Protect Your Self



The Race Towards Full Vaccination - Weekly Trend

15th Jan, 2022 – 21st Jan, 2022

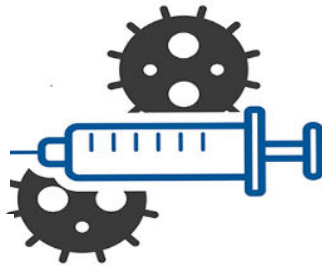
Kerala Administered over

5.64 Lakh

COVID Vaccine Doses

in the last 7 days

(15th Jan, 2022 to 21st Jan)




From 15th Jan, 2022 to 21st Jan, 2022 on average

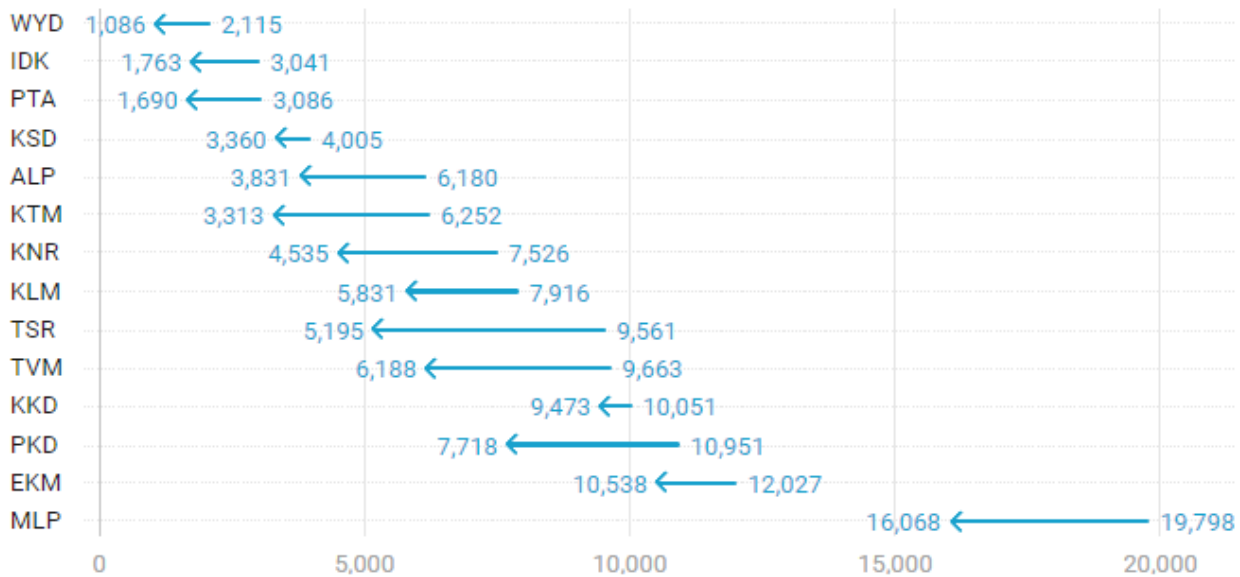
0.81 lakh

doses were administered daily.

Average Doses Administered Per day per week (in 1000)



Trend in average per day vaccination for the last two weeks

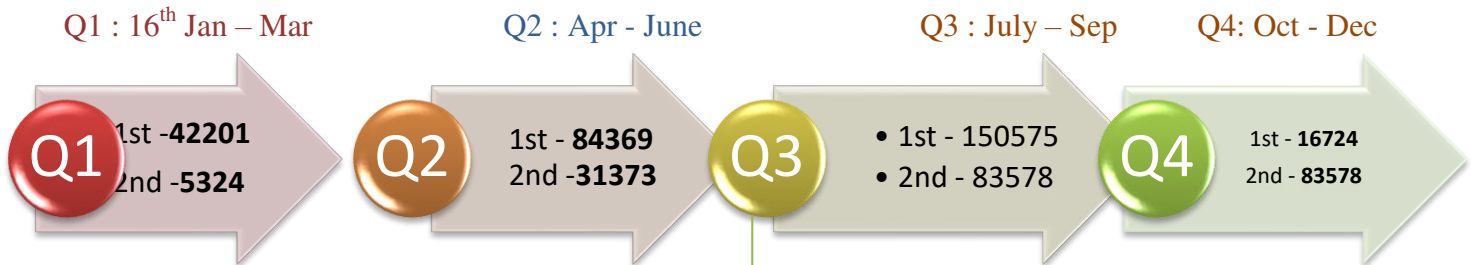


Race Against Time – Vaccination Quarterly Status

(Q1:16th Jan-Mar, Q2: Apr-June, Q3: July-Sep, Q4: Oct - Dec)

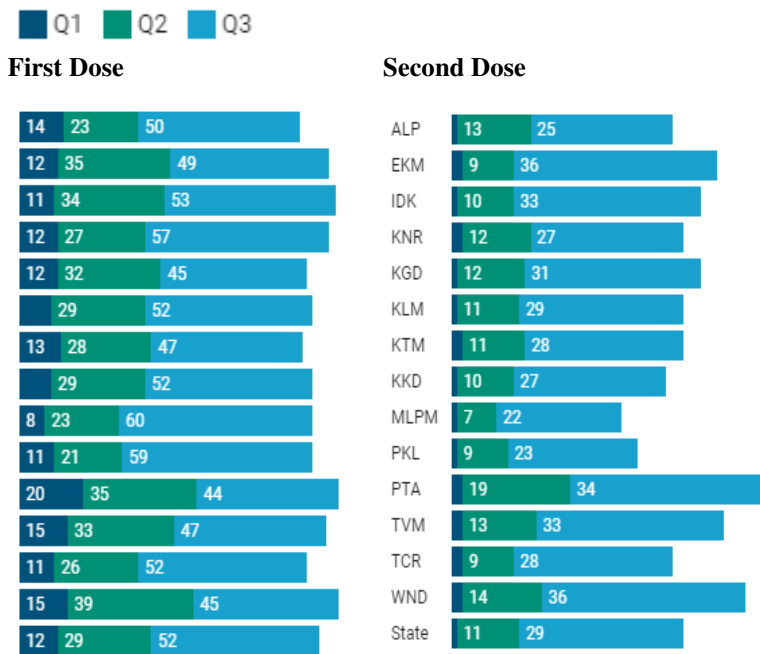
Daily Average Dozes Administered per Quarter

In the first Quarter, only 42201 first dozes and 5324 second dozes were administered daily on average. During the second, third and fourth quarters, the daily vaccination of the first and second dozes increased significantly.



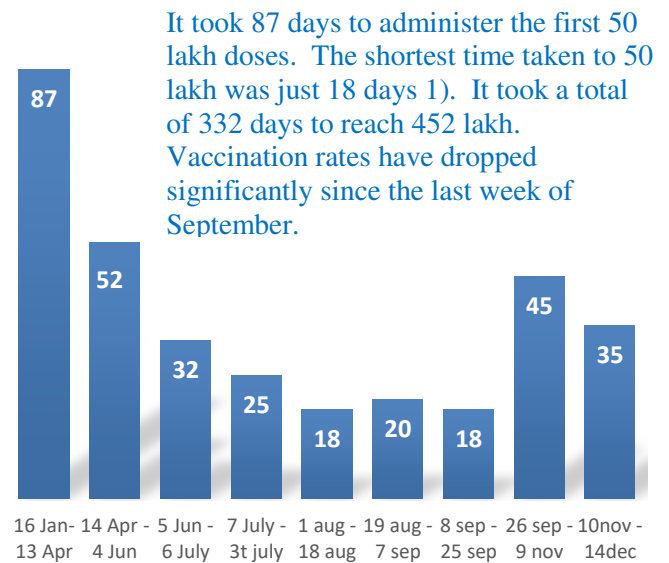
Vaccination Achievement per Quarter

In the third quarter of the immunization drive, 52% of the eligible population (18 + age) in Kerala were given the first dose and 29% the second dose.



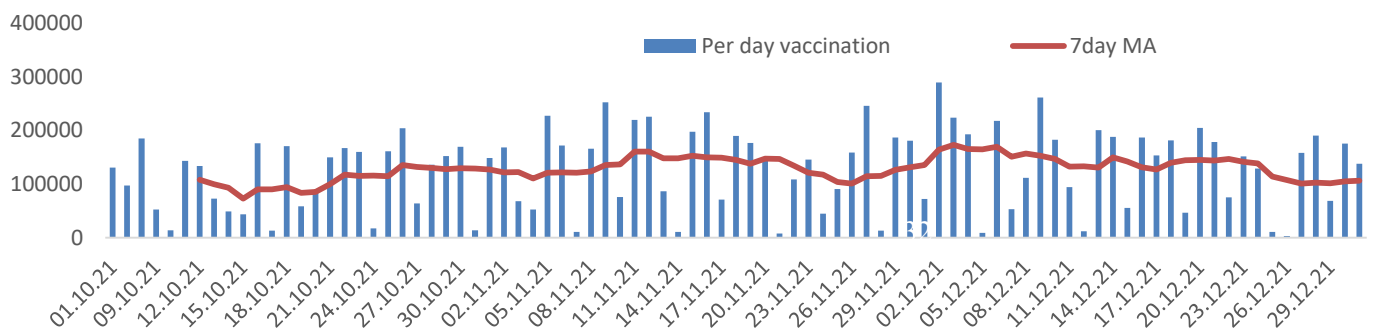
Dose Progression

The chart shows the days taken for total COVID-19 Vaccination dozes(both first and second) in Kerala to cross every 50 lakh dose mark



Vaccine Administered per Day and 7 days Moving Average in Last Quarter (Oct -Dec)

The seven-day moving average of daily dozes in the last quarter showed a peak on December 2nd and continued to fluctuate thereafter



Important Message to the Public

- a. *Infection or infection rate is only a part and disease manifestation of disease is to be monitored*
- b. *Fatality among vaccinated people is very less. Disease severity among vaccinated people is less.*
- c. *People with comorbidity should be careful. Once detected covid positive they should get admitted and do not stay at home.*
- d. *Death among non-vaccinated people, especially people with comorbidity is because of late arrival in hospitals*
- e. *Diabetes and Hypertension together is the most common cause of patient death if they arrive late.*
- f. *Vaccinated people, only if symptomatic are advised to consult Doctor.*
- g. *Non Vaccinated people, if symptomatic, may do RTPCR test*
- h. *Antigen testing is only for emergency purpose*
- i. *Non vaccinated people with co-morbidities to do testing by RTPCR and consult doctor*
- j. *Repeat RTPCR is not needed among the people who are detected COVID positive in the previous 2 months*
- k. *All young person detected positive and at home isolation should do glucose test*

TABLE1.Total Vaccination done in the State as on 23/01/2022 midnight

State Summary-Total doses administered till 24/1/2022				at 12 AM				
District	Target	First Dose	Percent age	Second Dose	Percentage*	Precaution Dose	Percentage	Total doses administered
Alappuzha	1785011	1665714	93%	1439656	81%	24601	48%	31,29,971
Ernakulam	3126405	3177706	102%	2543706	81%	43578	33%	57,64,990
Idukki	920421	924047	100%	724145	79%	8559	28%	16,56,751
Kannur	2011583	2079869	103%	1701705	85%	26923	35%	38,08,497
Kasaragod	1052859	1002059	95%	785264	75%	11577	31%	17,98,900
Kollam	2198745	2136482	97%	1725848	78%	23594	34%	38,85,924
Kottayam	1647422	1604439	97%	1321404	80%	28972	42%	29,54,815
Kozhikode	2642551	2571365	97%	1996543	76%	23878	27%	45,91,786
Malappuram	3229570	3221257	100%	2341092	72%	20382	32%	55,82,731
Palakkad	2273003	2232419	98%	1756402	77%	24088	33%	40,12,909
Pathanamthitta	1085342	1120795	103%	902341	83%	25968	38%	20,49,104
Thiruvananthapuram	2820638	2771730	98%	2270735	81%	45800	41%	50,88,265
Thrissur	2669204	2539472	95%	2176280	82%	46373	49%	47,62,125
Wayanad	688943	714819	104%	585035	85%	11553	30%	13,11,407
Grand Total	28,151,697	2,77,62,173	99%	2,22,70,156	79%	3,65,846	36%	5,03,98,175

TABLE2. Covid-19 Vaccination Center Functional in the State as on 23/01/2022 midnight

<i>DISTRICTS</i>	15+	18+	Total
Alappuzha	5	5	10
Ernakulam	1	18	19
Idukki	0	2	2
Kannur	0	15	15
Kasaragod	1	4	5
Kollam	1	7	8
Kottayam	0	2	2
Kozhikode	0	12	12
Malappuram	2	10	12
Palakkad	0	7	7
Pathanamthitta	7	8	15
Thiruvananthapuram	6	21	27
Thrissur	5	20	25
Wayanad	0	1	1
GrandTotal	28	132	160

TABLE3. Health Care Workers Coverage as on 23/01/2022 midnight

DISTRICT	1st DOSE	2nd Dose	% fully vaccinated	Precaution dose	Precaution dose (%) *
Alappuzha	29010	27115	93%	8823	49%
Ernakulam	85555	75407	88%	18371	32%
Idukki	13551	12950	96%	3616	40%
Kannur	40379	37325	92%	12682	46%
Kasaragod	11610	10768	93%	3029	41%
Kollam	36029	33626	93%	9367	42%
Kottayam	38701	36115	93%	10751	42%
Kozhikode	52731	47775	91%	10597	34%
Malappuram	44829	41797	93%	11090	47%
Palakkad	34671	31845	92%	9953	43%
Pathanamthitta	29330	24973	85%	8024	43%
Thiruvananthapuram	73414	66113	90%	18183	40%
Thrissur	51909	49040	94%	18717	52%
Wayanad	13977	13257	95%	4480	44%
Grand Total	555696	508106	91%	147683	41%

1st Dose coverage for HCW is 100%

*Proportion of beneficiaries who are eligible (completed 9 months after 2nd dose)

TABLE4. Frontline workers Coverage as on 23/01/2022 midnight

DISTRICT	1st dose	2nd Dose	% fully vaccinated	Precaution dose	Precaution dose (%) *
Alappuzha	39120	36632	94%	6149	34%
Ernakulam	54921	50157	91%	7426	24%
Idukki	22991	21245	92%	2497	19%
Kannur	41375	39867	96%	4456	18%
Kasaragod	24612	22362	91%	3037	21%
Kollam	42226	38622	91%	4264	22%
Kottayam	32137	30488	95%	6535	32%
Kozhikode	55262	52395	95%	3517	13%
Malappuram	53909	51088	95%	4629	17%
Palakkad	48092	45340	94%	6259	22%
Pathanamthitta	25246	22425	89%	3516	24%
Thiruvananthapuram	72969	67302	92%	9329	32%
Thrissur	41902	40647	97%	10615	43%
Wayanad	17018	16052	94%	1687	15%
Grand Total	571780	534622	94%	73916	24%

1st Dose coverage for FLW is 100%

*Proportion of beneficiaries who are eligible (completed 9 months after 2nd dose)

TABLE5.Age-Appropriate Group (45-59 Years) Coverage as on 23/01/2022 midnight

Table 5: Age appropriate group (45-59 years) coverage					
45-59 years Coverage as on 24/01/2022 at 12 AM					
District	Target	1st Dose Coverage	Percentage	2nd Dose Coverage	Percentage fully vaccinated
Alappuzha	535436	437807	82%	405370	76%
Ernakulam	809349	781447	97%	684329	85%
Idukki	237564	246490	104%	214787	90%
Kannur	527295	514435	98%	466004	88%
Kasaragod	253027	251457	99%	220123	87%
Kollam	541201	558302	103%	488587	90%
Kottayam	478470	413035	86%	363756	76%
Kozhikode	658949	652532	99%	562904	85%
Malappuram	733338	719862	98%	600565	82%
Palakkad	614226	545206	89%	480420	78%
Pathanamthitta	264372	281179	106%	248150	94%
Thiruvananthapuram	735836	679559	92%	599338	81%
Thrissur	689418	662273	96%	606198	88%
Wayanad	170537	176900	104%	162401	95%
Grand Total	7249018	69,20,484	95%	61,02,932	84%

TABLE6.Age-Appropriate Group (≥ 60 Years) Coverage as on 23/01/2022 midnight

Table 6: Age appropriate group (≥ 60 years) coverage							
≥ 60 years Coverage as on 24/01/2022 at 12 AM							
District	Target	1st Dose Coverage	Percentage	2nd Dose Coverage	Percentage fully vaccinated	Precaution dose	%
Alappuzha	424565	427997	101%	393518	93%	9629	62%
Ernakulam	673885	674766	100%	611489	91%	17781	41%
Idukki	193981	194192	100%	170277	88%	2446	28%
Kannur	438602	443639	101%	405362	92%	9785	39%
Kasaragod	182460	181370	99%	158299	87%	5511	34%
Kollam	497558	498390	100%	446380	90%	9963	37%
Kottayam	418008	418672	100%	376891	90%	11686	51%
Kozhikode	526896	527735	100%	469758	89%	9764	31%
Malappuram	477642	486785	102%	423814	89%	4663	36%
Palakkad	437708	438562	100%	392671	90%	7876	35%
Pathanamthitta	311297	311584	100%	277361	89%	14428	42%
Thiruvananthapuram	630465	631436	100%	561316	89%	18288	49%
Thrissur	581781	586816	101%	547859	94%	17041	51%
Wayanad	128009	128085	100%	113161	88%	5386	30%
Grand Total	5922857	59,50,029	100%	53,48,156	90%	1,44,247	41%

TABLE6.Age-Appropriate Group (18-44 Years) Coverage as on 23/01/2022 midnight

18-44 years Coverage as on 24/01/2022 at 12 AM					
District	Target	First Dose		2nd Dose Coverage	Percentage fully vaccinated*
		1st Dose Coverage	Percentage		
Alappuzha	744178	663099	89%	577021	78%
Ernakulam	1470864	1491083	101%	1122324	76%
Idukki	437537	415263	95%	304886	70%
Kannur	947964	953392	101%	753147	79%
Kasaragod	556876	493223	89%	373712	67%
Kollam	1054752	921671	87%	718633	68%
Kottayam	665544	647759	97%	514154	77%
Kozhikode	1313678	1199070	91%	863711	66%
Malappuram	1777378	1791573	101%	1223828	69%
Palakkad	1088327	1069361	98%	806126	74%
Pathanamthitta	460819	439244	95%	329432	71%
Thiruvananthapuram	1309099	1233099	94%	976666	75%
Thrissur	1274465	1087917	85%	932536	73%
Wayanad	361152	350542	97%	280164	78%
Grand Total	13462633	1,27,56,296	95%	97,76,340	73%

*Among those who have taken first dose

TABLE 7. Age-Appropriate Group (15-17 Years) Coverage as on 23/01/2022 midnight

Table 6: Age appropriate group (15-17 years) coverage			
15-17 years Coverage as on		24/01/2022	at 12 AM
District	Target	1st Dose Coverage	Percentage
Alappuzha	80832	68681	85%
Ernakulam	172307	89934	52%
Idukki	51339	31560	61%
Kannur	97722	86649	89%
Kasaragod	60496	39787	66%
Kollam	105234	79864	76%
Kottayam	85400	54135	63%
Kozhikode	143028	84035	59%
Malappuram	241212	124299	52%
Palakkad	132742	96527	73%
Pathanamthitta	48854	34212	70%
Thiruvananthapuram	145238	81253	56%
Thrissur	123540	108655	88%
Wayanad	29245	28297	97%
Grand Total	1,517,189	10,07,888	66%

TABLE 8. Achievement for the day 23/01/2022 midnight

Daily achievement 24-01-2022				
District	First Dose	Second Dose	Precaution dose	Total Doses Administered
Alappuzha	24	30	17	71
Ernakulam	125	557	409	1091
Idukki	0	15	5	20
Kannur	5	8	49	62
Kasaragod	83	177	148	408
Kollam	18	7	48	73
Kottayam	3	5	21	29
Kozhikode	14	39	111	164
Malappuram	114	229	170	513
Palakkad	13	68	143	224
Pathanamthitta	16	27	50	93
Thiruvananthapuram	88	69	318	475
Thrissur	46	98	400	544
Wayanad	0	0	0	0
Grand Total	549	1329	1889	3767

** Vaccine stock details couldn't be downloaded from e-VIN portal as the portal is down.

TABLE 9.COVID Vaccination related sites

support@cowin.gov.in https://www.cowin.gov.in/home https://dashboard.kerala.gov.in/ https://dhs.kerala.gov.in/https://aogyakeralam.gov.in/https://sha.kerala.gov.in/

TABLE10. COVID Vaccination related Helpline numbers

National/State/District	Line1	Line2	Line3
National Helpline	1075	+91 1123978046	0120 4473222
Disha	1056	04712552056	
StateCallCenter	04712309251	04712309252	04712309255
Thiruvananthapuram	9188610100	1077	
Kollam	04742797609	8589015556	
Pathanamthitta	04682222515	04682228220	
Alappuzha	04772239999		
Kottayam	04812565200	04812304800	04812581900
Idukki	18004255640	04862232220	04862233118
Ernakulam	9072303861		
Thrissur	9400066921	9400066922	9400066923
Palakkad	04912505264	04912505189	8943341439
Malappuram	04832733253	04832737858	04832733252
Kozhikode	7594001442		
Wayanad	04936202343	04936202375	9072510900
Kannur	04972700194		
Kasargod	9061076590	9061079244	9061078026