



കേരള സർക്കാർ

COVID-19 OUTBREAK CONTROL AND PREVENTION STATE
CELL HEALTH & FAMILY WELFARE DEPARTMENT
Govt of Kerala
www.health.kerala.gov.in

www.dhs.kerala.gov.in

controlroomdhskerala@gmail.com

KeralaHEALTH-COVID-19 DAILY VACCINATION BULLETIN

Date: 24/01/2022

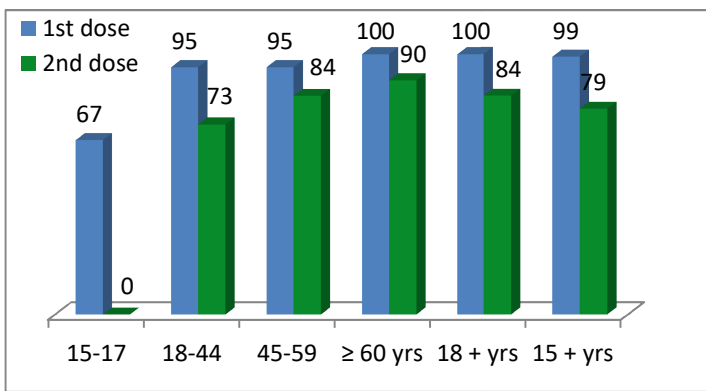
**OUR HEALTH OUR RESPONSIBILITY
VACCINE ADVISORY**

- *People who are vaccinated with Covid Vaccine are reported to have reduced Covid related ICU admissions, serious disease and death.*
- *Early vaccination is useful to safeguard our life from this deadly disease.*
- *Vaccination sessions are planned as per the availability of vaccine. All are requested to cooperate.*
- *After receiving the first dose, second dose of Covishield vaccine is to be taken between 12–16 weeks and second dose of Covaxin between 4-6 weeks.*
- *Covid vaccination is currently available to all above the age of 18*
- *Vaccination is available free of cost in all Government covid vaccination centers, and at a nominal rate (as per the GoI order F.No.2079203/2021/Immunization) in selected private Hospitals.*
- **ENSURE ALL YOUR ELIGIBLE FAMILY MEMBERS ARE PROTECTED BY RECEIVING ANY OF THE AVAILABLE COVID VACCINE.**
- **“BOTH COVAXIN AND COVISHIELD ARE EQUALLY EFFECTIVE AND SAFE”**
- **“BE FULLY PROTECTED – GET THE SECOND DOSE AT YOUR SCHEDULED TIME”**

ANALYSIS

COVID-19 mass vaccinations are showing signs of preventing illness and steep decline in cases and hospital admissions in countries which done vaccination. Kerala started its vaccination for health care workers from January 16, 2021. The COVID-19 Vaccines Operational Guidelines issued by the Ministry of Health and Family Welfare, Govt. of India, 28th December 2020 and all subsequent Guidelines issued by Ministry of Health and Family Welfare, Govt of India are followed at the sites and all vaccination lanes

Summary of COVID Vaccine Administered as on 24-01-2022 midnight



99% of eligible population vaccinated with a single dose till January 24



99%

79% of eligible population vaccinated with double dose till January 24



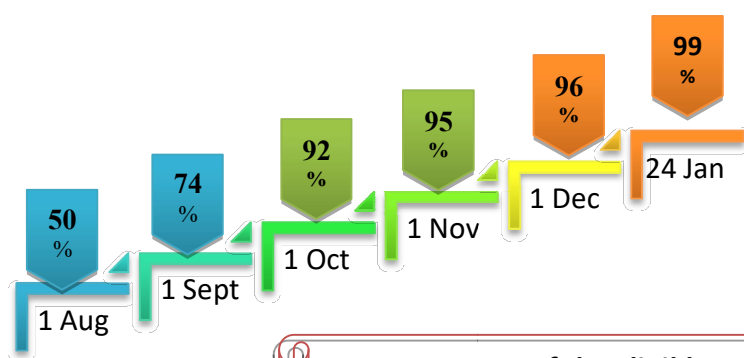
79%

State has vaccinated more than 95% of people aged more than 45-59 years with a single dose



95%

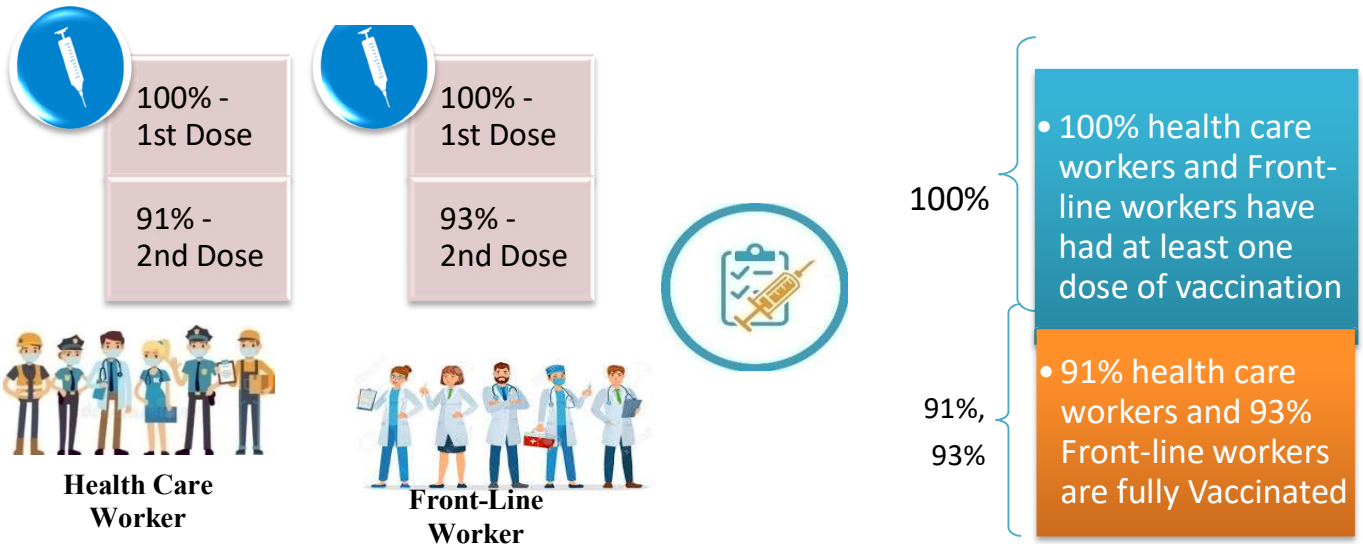
Time Line of Vaccination Coverage



Kerala began administration of COVID 19 Vaccines on 16th January, 2021. As of 24th January 2022, Kerala has administered over 50 million doses overall, including first and second doses of vaccines.

Over 99 per cent of the eligible population (15 + years) in Kerala has been administered the first dose of the Covid-19 vaccine. The state has achieved the target within 374 days since the beginning of the vaccination drive on January 16.

Health Care Workers & Front-line Workers Vaccinated



Are You Vaccinated? You Still Need to Practice: SMS

- Even after vaccination, follow COVID appropriate behavior
- Practice Social Distancing and greet without physical contact
- Always wear clean face mask
- Wash your hands thoroughly and frequently or use hand sanitizer
- Follow the current COVID 19 guidelines to prevent further spread
- Stay Safe. Stay Strong. Get Vaccinated



Even After Getting Vaccinated Keep Taking Precautions to Protect Your Self



The Race Towards Full Vaccination - Weekly Trend

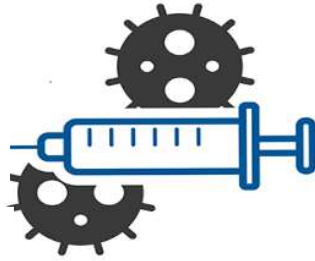
15th Jan, 2022 – 21st Jan, 2022

Kerala Administered over

5.64 Lakh

COVID Vaccine Doses

in the last 7 days
(15th Jan, 2022 to 21st Jan)

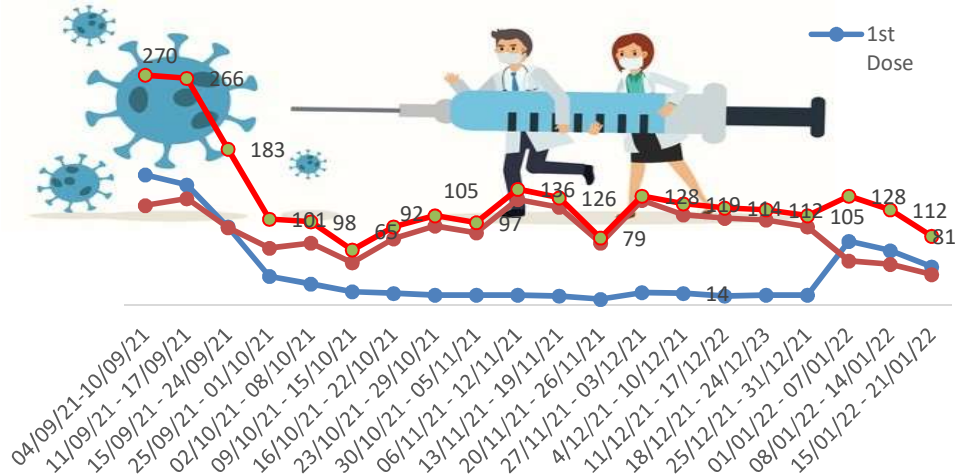


From 15th Jan, 2022 to 21st Jan, 2022 on average

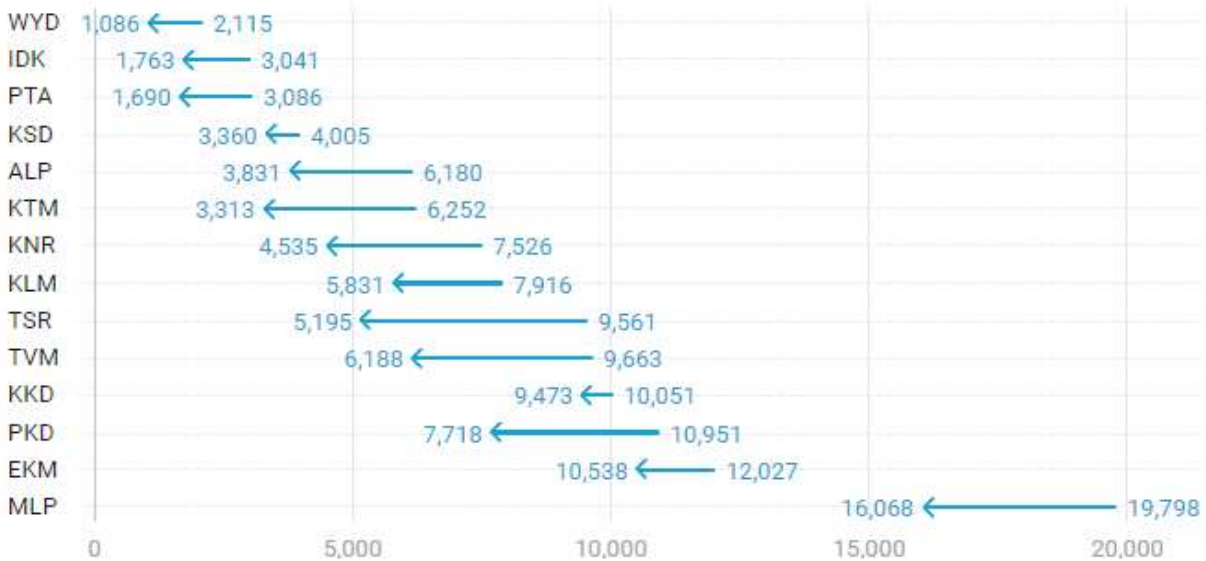
0.81 lakh

doses were administered daily.

Average Doses Administered Per day per week (in 1000)



Trend in average per day vaccination for the last two weeks

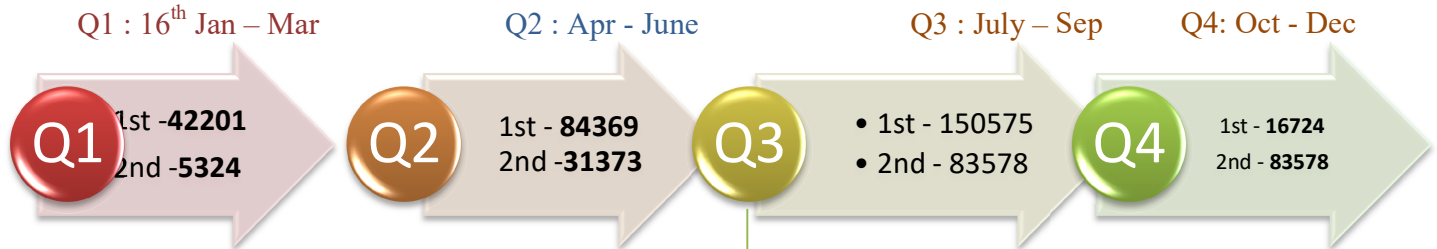


Race Against Time – Vaccination Quarterly Status

(Q1:16th Jan-Mar, Q2: Apr-June, Q3: July-Sep, Q4: Oct - Dec)

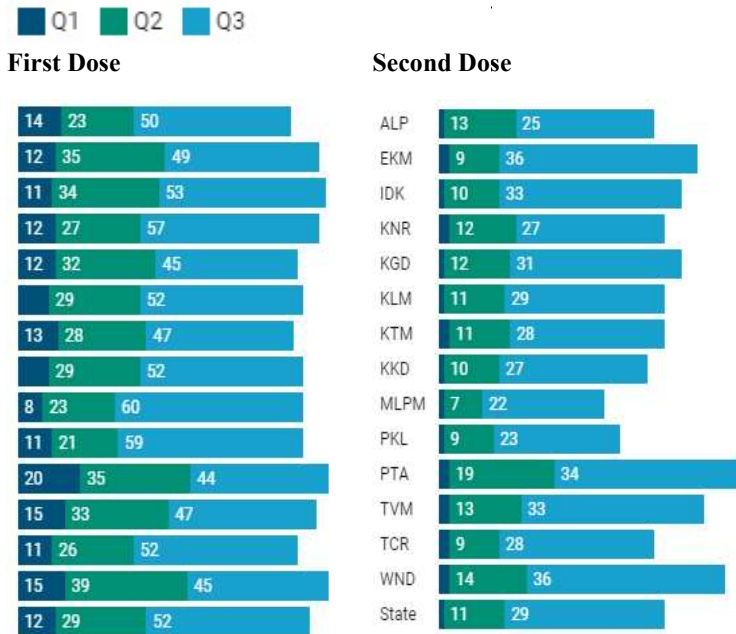
Daily Average Dozes Administered per Quarter

In the first Quarter, only 42201 first dozes and 5324 second dozes were administered daily on average. During the second, third and fourth quarters, the daily vaccination of the first and second dozes increased significantly.



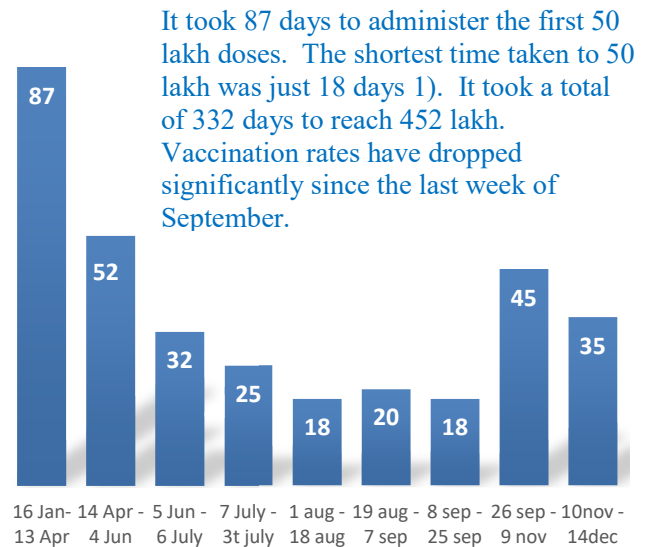
Vaccination Achievement per Quarter

In the third quarter of the immunization drive, 52% of the eligible population (18 + age) in Kerala were given the first dose and 29% the second dose.



Dose Progression

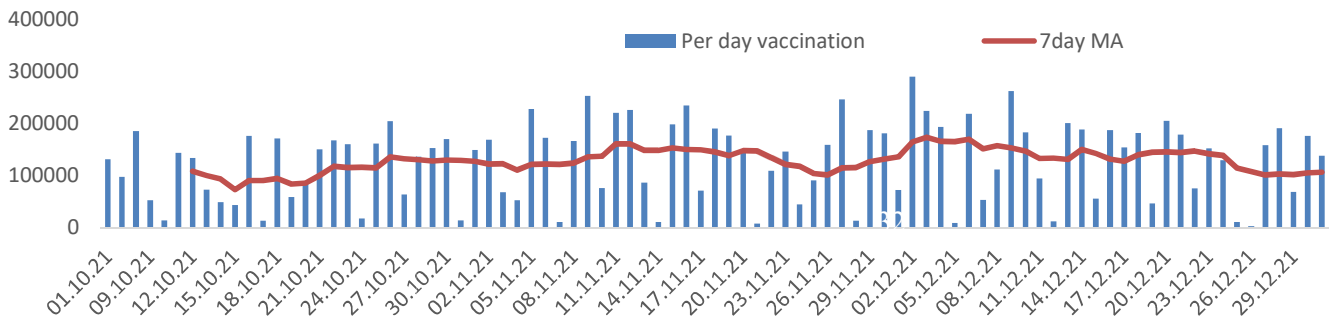
The chart shows the days taken for total COVID-19 Vaccination doses(both first and second) in Kerala to cross every 50 lakh dose mark



It took 87 days to administer the first 50 lakh doses. The shortest time taken to 50 lakh was just 18 days 1). It took a total of 332 days to reach 452 lakh. Vaccination rates have dropped significantly since the last week of September.

Vaccine Administered per Day and 7 days Moving Average in Last Quarter (Oct -Dec)

The seven-day moving average of daily dozes in the last quarter showed a peak on December 2nd and continued to fluctuate thereafter



Important Message to the Public

- a. *Infection or infection rate is only a part and disease manifestation of disease is to be monitored*
- b. *Fatality among vaccinated people is very less. Disease severity among vaccinated people is less.*
- c. *People with comorbidity should be careful. Once detected covid positive they should get admitted and do not stay at home.*
- d. *Death among non-vaccinated people, especially people with comorbidity is because of late arrival in hospitals*
- e. *Diabetes and Hypertension together is the most common cause of patient death if they arrive late.*
- f. *Vaccinated people, only if symptomatic are advised to consult Doctor.*
- g. *Non Vaccinated people, if symptomatic, may do RTPCR test*
- h. *Antigen testing is only for emergency purpose*
- i. *Non vaccinated people with co-morbidities to do testing by RTPCR and consult doctor*
- j. *Repeat RTPCR is not needed among the people who are detected COVID positive in the previous 2 months*
- k. *All young person detected positive and at home isolation should do glucose test*

TABLE1.Total Vaccination done in the State as on 24/01/2022 midnight

State Summary-Total doses administered till 25/1/2022				at 12 AM				
District	Target	First Dose	Percent age	Second Dose	Percentage*	Precaution Dose	Percentage	Total doses administered
Alappuzha	1785011	1666907	93%	1442350	81%	27859	47%	31,37,116
Ernakulam	3126405	3180785	102%	2549942	82%	47991	35%	57,78,718
Idukki	920421	924608	100%	726624	79%	9728	30%	16,60,960
Kannur	2011583	2081824	103%	1704729	85%	29904	38%	38,16,457
Kasaragod	1052859	1003551	95%	787713	75%	13858	35%	18,05,122
Kollam	2198745	2139476	97%	1730620	79%	28201	38%	38,98,297
Kottayam	1647422	1605663	97%	1324396	80%	31967	44%	29,62,026
Kozhikode	2642551	2575902	97%	2004581	76%	27268	29%	46,07,751
Malappuram	3229570	3229099	100%	2350549	73%	22750	33%	56,02,398
Palakkad	2273003	2235834	98%	1762492	78%	27409	37%	40,25,735
Pathanamthitta	1085342	1121403	103%	903578	83%	30297	41%	20,55,278
Thiruvananthapuram	2820638	2772895	98%	2274501	81%	50025	42%	50,97,421
Thrissur	2669204	2541371	95%	2180490	82%	50041	52%	47,71,902
Wayanad	688943	715748	104%	585864	85%	12856	31%	13,14,468
Grand Total	28,151,697	2,77,95,066	99%	2,23,28,429	79%	4,10,154	39%	5,05,33,649

TABLE2. Covid-19 Vaccination Center Functional in the State as on 24/01/2022 midnight

<i>DISTRICTS</i>	15+	18+	Total
Alappuzha	85	92	177
Ernakulam	34	111	145
Idukki	8	48	56
Kannur	15	63	78
Kasaragod	4	48	52
Kollam	31	75	106
Kottayam	11	91	102
Kozhikode	28	114	142
Malappuram	43	109	152
Palakkad	20	68	88
Pathanamthitta	63	74	137
Thiruvananthapuram	6	132	138
Thrissur	117	132	249
Wayanad	37	38	75
GrandTotal	502	1195	1697

TABLE3. Health Care Workers Coverage as on 24/01/2022 midnight

<i>DISTRICT</i>	<i>1st DOSE</i>	<i>2nd Dose</i>	<i>% fully vaccinated</i>	<i>Precaution dose</i>	<i>Precaution dose (%) *</i>
Alappuzha	29011	27123	93%	9133	49%
Ernakulam	85555	75419	88%	19223	33%
Idukki	13551	12957	96%	3776	41%
Kannur	40380	37327	92%	13053	48%
Kasaragod	11610	10771	93%	3264	43%
Kollam	36029	33629	93%	9809	43%
Kottayam	38703	36128	93%	11157	44%
Kozhikode	52732	47786	91%	11091	34%
Malappuram	44829	41815	93%	11483	47%
Palakkad	34671	31862	92%	10323	45%
Pathanamthitta	29331	24977	85%	8234	44%
Thiruvananthapuram	73415	66125	90%	18663	40%
Thrissur	51909	49047	94%	19273	53%
Wayanad	13977	13257	95%	4622	45%
Grand Total	555703	508223	91%	153104	42%

1st Dose coverage for HCW is 100%

*Proportion of beneficiaries who are eligible (completed 9 months after 2nd dose)

TABLE4. Frontline workers Coverage as on 24/01/2022 midnight

<i>DISTRICT</i>	<i>1st dose</i>	<i>2nd Dose</i>	<i>% fully vaccinated</i>	<i>Precaution dose</i>	<i>Precaution dose(%) *</i>
Alappuzha	39122	36639	94%	6729	34%
Ernakulam	54922	50166	91%	8067	25%
Idukki	22991	21252	92%	2893	22%
Kannur	41375	39874	96%	5055	20%
Kasaragod	24613	22373	91%	3511	24%
Kollam	42226	38640	92%	4964	24%
Kottayam	32137	30496	95%	6987	34%
Kozhikode	55262	52414	95%	3989	14%
Malappuram	53910	51107	95%	5303	18%
Palakkad	48092	45364	94%	7343	26%
Pathanamthitta	25247	22434	89%	3769	25%
Thiruvananthapuram	72970	67312	92%	9951	32%
Thrissur	41902	40656	97%	11221	45%
Wayanad	17018	16056	94%	1995	17%
GrandTotal	571787	534783	94%	81777	26%

1st Dose coverage for FLW is 100%

*Proportion of beneficiaries who are eligible (completed 9 months after 2nd dose)

TABLE5.Age-Appropriate Group (45-59 Years) Coverage as on 24/01/2022 midnight

Table 5: Age appropriate group (45-59 years) coverage					
45-59 years Coverage as on		25/01/2022	at 12 AM		
District	Target	1st Dose Coverage	Percentage	2nd Dose Coverage	Percentage fully vaccinated
Alappuzha	535436	437907	82%	405995	76%
Ernakulam	809349	781607	97%	685530	85%
Idukki	237564	246529	104%	215265	91%
Kannur	527295	514551	98%	466607	88%
Kasaragod	253027	251521	99%	220443	87%
Kollam	541201	558480	103%	489690	90%
Kottayam	478470	413127	86%	364453	76%
Kozhikode	658949	652740	99%	564377	86%
Malappuram	733338	720107	98%	602101	82%
Palakkad	614226	545377	89%	481572	78%
Pathanamthitta	264372	281222	106%	248355	94%
Thiruvananthapuram	735836	679714	92%	600057	82%
Thrissur	689418	662403	96%	607059	88%
Wayanad	170537	176908	104%	162491	95%
Grand Total	7249018	69,22,193	95%	61,13,995	84%

TABLE6.Age-Appropriate Group (≥60 Years) Coverage as on 24/01/2022 midnight

Table 6: Age appropriate group (≥ 60 years) coverage							
≥ 60 years Coverage as on		25/01/2022	at 12 AM				
District	Target	1st Dose Coverage	Percentage	2nd Dose Coverage	Percentage fully vaccinated	Precaution dose	%
Alappuzha	424565	428050	101%	393856	93%	11997	59%
Ernakulam	673885	674857	100%	611992	91%	20701	44%
Idukki	193981	194211	100%	170530	88%	3059	32%
Kannur	438602	443687	101%	405631	92%	11796	45%
Kasaragod	182460	181391	99%	158448	87%	7083	40%
Kollam	497558	498472	100%	446936	90%	13428	43%
Kottayam	418008	418744	100%	377234	90%	13823	53%
Kozhikode	526896	527826	100%	470466	89%	12188	35%
Malappuram	477642	486864	102%	424339	89%	5964	37%
Palakkad	437708	438661	100%	393142	90%	9743	43%
Pathanamthitta	311297	311624	100%	277521	89%	18294	45%
Thiruvananthapuram	630465	631500	100%	561655	89%	21411	49%
Thrissur	581781	586875	101%	548342	94%	19547	55%
Wayanad	128009	128099	100%	113213	88%	6239	32%
Grand Total	5922857	59,50,861	100%	53,53,305	90%	1,75,273	45%

TABLE 6. Age-Appropriate Group (18-44 Years) Coverage as on 24/01/2022 midnight

18-44 years Coverage as on 25/01/2022 at 12 AM					
District	Target	First Dose		2nd Dose Coverage	Percentage fully vaccinated*
		1st Dose Coverage	Percentage		
Alappuzha	744178	663611	89%	578737	78%
Ernakulam	1470864	1492479	101%	1126835	77%
Idukki	437537	415637	95%	306620	70%
Kannur	947964	954184	101%	755290	80%
Kasaragod	556876	494061	89%	375678	67%
Kollam	1054752	922730	87%	721725	68%
Kottayam	665544	648290	97%	516085	78%
Kozhikode	1313678	1201086	91%	869538	66%
Malappuram	1777378	1794934	101%	1231187	69%
Palakkad	1088327	1070772	98%	810552	74%
Pathanamthitta	460819	439564	95%	330291	72%
Thiruvananthapuram	1309099	1233792	94%	979352	75%
Thrissur	1274465	1088687	85%	935386	73%
Wayanad	361152	350837	97%	280847	78%
Grand Total	13462633	1,27,70,664	95%	98,18,123	73%

*Among those who have taken first dose

TABLE 7. Age-Appropriate Group (15-17 Years) Coverage as on 24/01/2022 midnight

Table 6: Age appropriate group (15-17 years) coverage			
15-17 years Coverage as on		25/01/2022	at 12 AM
District	Target	1st Dose Coverage	Percentage
Alappuzha	80832	69206	86%
Ernakulam	172307	91365	53%
Idukki	51339	31689	62%
Kannur	97722	87647	90%
Kasaragod	60496	40355	67%
Kollam	105234	81539	77%
Kottayam	85400	54662	64%
Kozhikode	143028	86256	60%
Malappuram	241212	128455	53%
Palakkad	132742	98261	74%
Pathanamthitta	48854	34415	70%
Thiruvananthapuram	145238	81504	56%
Thrissur	123540	109595	89%
Wayanad	29245	28909	99%
Grand Total	1,517,189	10,23,858	67%

TABLE 8. State Summary(18+) as on 24/01/2022 midnight

State Summary (18+) 25-01-2022 at 12 AM							
District	Target	First Dose	Percentage	Second Dose	Percentage*	Precaution Dose	Percentage
Alappuzha	1704179	1597701	94%	1442350	85%	27859	47%
Ernakulam	2954098	3089420	105%	2549942	86%	47991	35%
Idukki	869082	892919	103%	726624	84%	9728	30%
Kannur	1913861	1994177	104%	1704729	89%	29904	38%
Kasaragod	992363	963196	97%	787713	79%	13858	35%
Kollam	2093511	2057937	98%	1730620	83%	28201	38%
Kottayam	1562022	1551001	99%	1324396	85%	31967	44%
Kozhikode	2499523	2489646	100%	2004581	80%	27268	29%
Malappuram	2988358	3100644	104%	2350549	79%	22750	33%
Palakkad	2140261	2137573	100%	1762492	82%	27409	37%
Pathanamthitta	1036488	1086988	105%	903578	87%	30297	41%
Thiruvananthapuram	2675400	2691391	101%	2274501	85%	50025	42%
Thrissur	2545664	2431776	96%	2180490	86%	50041	52%
Wayanad	659698	686839	104%	585864	89%	12856	31%
Grand Total	2,67,09,000	2,67,71,208	100%	2,23,28,429	84%	4,10,154	39%

*Revised target population(> 18 years) as per MOHFW is 2.67 crores

*As per letter from Additional Secretary MOHFW- D O No 2317579/2021/Imm dated 15/09/2021

TABLE 9. Achievement for the day 24/01/2022 midnight

Daily achievement 25-01-2022				
District	First Dose	Second Dose	Precaution dose	Total Doses Administered
Alappuzha	1193	2692	3255	7140
Ernakulam	3075	6236	4402	13713
Idukki	561	2471	1169	4201
Kannur	1953	3014	2978	7945
Kasaragod	1474	2449	2281	6204
Kollam	2993	4772	4604	12369
Kottayam	1224	2992	2995	7211
Kozhikode	4534	8028	3363	15925
Malappuram	7777	9405	2331	19513
Palakkad	3416	6086	3321	12823
Pathanamthitta	604	1232	4323	6159
Thiruvananthapuram	1165	3765	4220	9150
Thrissur	1899	4210	3668	9777
Wayanad	929	829	1303	3061
Grand Total	32797	58181	44213	135191

** Vaccine stock details couldn't be downloaded from e-VIN portal as the portal is down.

TABLE 9.COVID Vaccination related sites

support@cowin.gov.in https://www.cowin.gov.in/home https://dashboard.kerala.gov.in/ https://dhs.kerala.gov.in/https://aogyakeralam.gov.in/https://sha.kerala.gov.in/

TABLE10. COVID Vaccination related Helpline numbers

National/State/District	Line1	Line2	Line3
National Helpline	1075	+91 1123978046	0120 4473222
Disha	1056	04712552056	
StateCallCenter	04712309251	04712309252	04712309255
Thiruvananthapuram	9188610100	1077	
Kollam	04742797609	8589015556	
Pathanamthitta	04682222515	04682228220	
Alappuzha	04772239999		
Kottayam	04812565200	04812304800	04812581900
Idukki	18004255640	04862232220	04862233118
Ernakulam	9072303861		
Thrissur	9400066921	9400066922	9400066923
Palakkad	04912505264	04912505189	8943341439
Malappuram	04832733253	04832737858	04832733252
Kozhikode	7594001442		
Wayanad	04936202343	04936202375	9072510900
Kannur	04972700194		
Kasargod	9061076590	9061079244	9061078026