



കേരള സർക്കാർ

**COVID-19 OUTBREAK CONTROL AND PREVENTION STATE
CELL HEALTH & FAMILY WELFARE DEPARTMENT
Govt of Kerala
www.health.kerala.gov.in**

www.dhs.kerala.gov.in

controlroomdhskerala@gmail.com

KeralaHEALTH-COVID-19 DAILY VACCINATION BULLETIN

Date: 25/01/2022

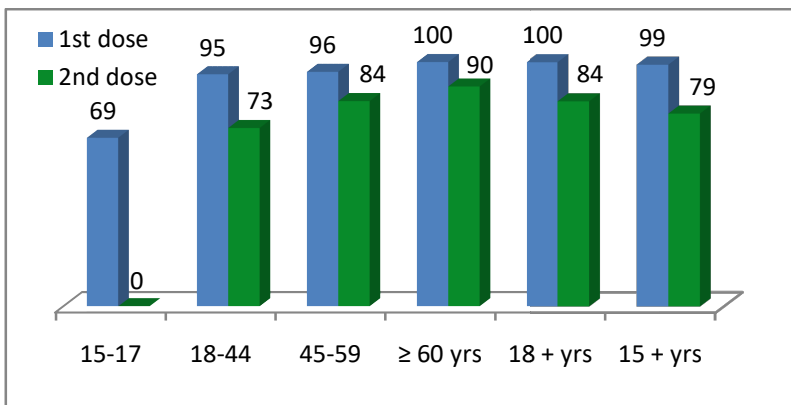
**OUR HEALTH OUR RESPONSIBILITY
VACCINE ADVISORY**

- *People who are vaccinated with Covid Vaccine are reported to have reduced Covid related ICU admissions, serious disease and death.*
- *Early vaccination is useful to safeguard our life from this deadly disease.*
- *Vaccination sessions are planned as per the availability of vaccine. All are requested to cooperate.*
- *After receiving the first dose, second dose of Covishield vaccine is to be taken between 12–16 weeks and second dose of Covaxin between 4-6 weeks.*
- *Covid vaccination is currently available to all above the age of 18.*
- *Vaccination is available free of cost in all Government covid vaccination centers, and at a nominal rate (as per the GoI order F.No.2079203/2021/Immunization) in selected private Hospitals.*
- **ENSURE ALL YOUR ELIGIBLE FAMILY MEMBERS ARE PROTECTED BY RECEIVING ANY OF THE AVAILABLE COVID VACCINE.**
- **“BOTH COVAXIN AND COVISHIELD ARE EQUALLY EFFECTIVE AND SAFE”**
- **“BE FULLY PROTECTED – GET THE SECOND DOSE AT YOUR SCHEDULED TIME”**

ANALYSIS

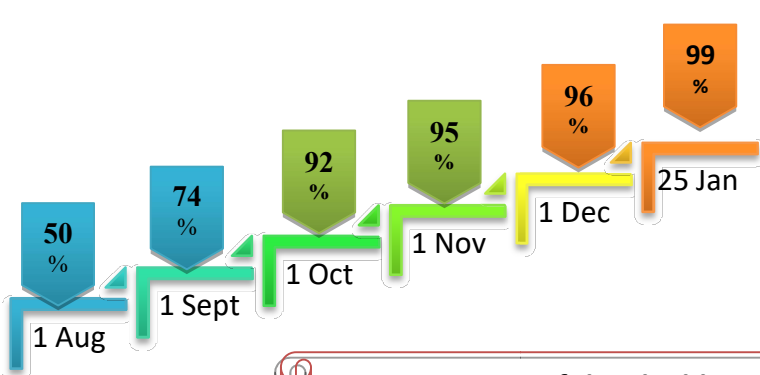
COVID-19 mass vaccinations are showing signs of preventing illness and steep decline in cases and hospital admissions in countries which done vaccination. Kerala started its vaccination for health care workers from January 16, 2021. The COVID-19 Vaccines Operational Guidelines issued by the Ministry of Health and Family Welfare, Govt. of India, 28th December 2020 and all subsequent Guidelines issued by Ministry of Health and Family Welfare, Govt of India are followed at the sites and all vaccination lanes

Summary of COVID Vaccine Administered as on 25-01-2022 midnight



- 99%** of eligible population vaccinated with a single dose till January 25
- 79%** of eligible population vaccinated with double dose till January 25
- State has vaccinated more than **96%** of people aged more than 45-59 years with a single dose

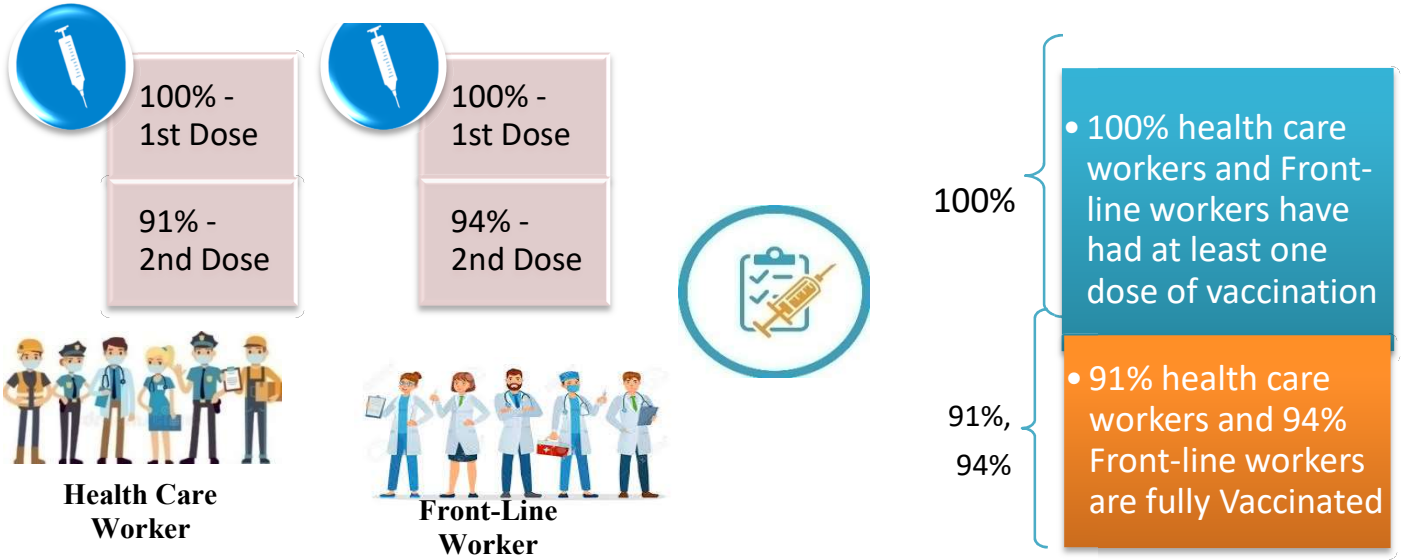
Time Line of Vaccination Coverage



Kerala began administration of COVID 19 Vaccines on 16th January, 2021. As of 25th January 2022, Kerala has administered over 50 million doses overall, including first and second doses of vaccines.


Over 99 per cent of the eligible population (15 + years) in Kerala has been administered the first dose of the Covid-19 vaccine. The state has achieved the target within 375 days since the beginning of the vaccination drive on January 16.

Health Care Workers & Front-line Workers Vaccinated



Are You Vaccinated? You Still Need to Practice: SMS

- Even after vaccination, follow COVID appropriate behavior
- Practice Social Distancing and greet without physical contact
- Always wear clean face mask
- Wash your hands thoroughly and frequently or use hand sanitizer
- Follow the current COVID 19 guidelines to prevent further spread
- Stay Safe. Stay Strong. Get Vaccinated



Even After Getting Vaccinated Keep Taking Precautions to Protect Your Self



GET VACCINATED



WASH YOUR HANDS



WEAR A MASK



KEEP YOUR DISTANCE

The Race Towards Full Vaccination - Weekly Trend

15th Jan, 2022 – 21st Jan, 2022

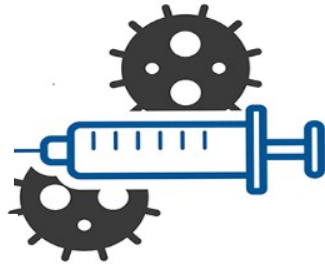
Kerala Administered over

5.64 Lakh

COVID Vaccine Doses

in the last 7 days

(15th Jan, 2022 to 21st Jan)

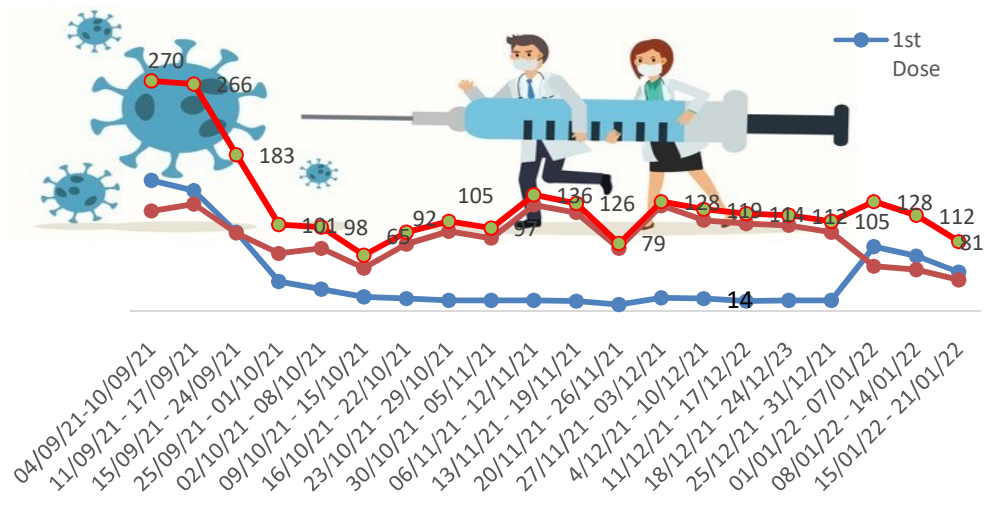


From 15th Jan, 2022 to 21st Jan, 2022 on average

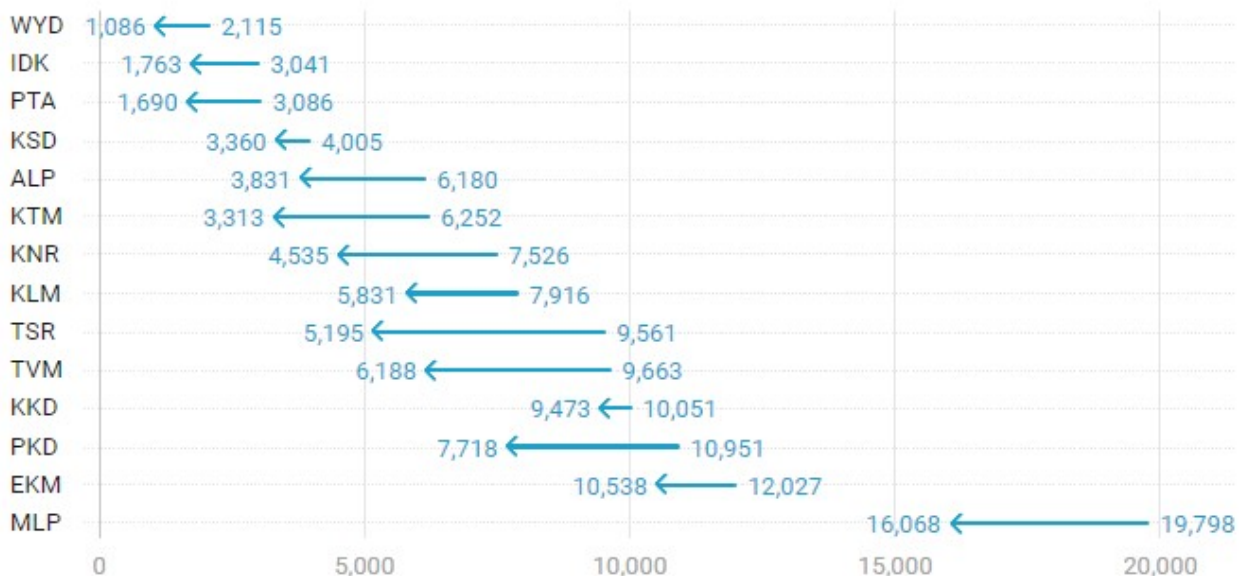
0.81 lakh

doses were administered daily.

Average Doses Administered Per day per week (in 1000)



Trend in average per day vaccination for the last two weeks




Race Against Time – Vaccination Quarterly Status

(Q1: 16th Jan-Mar, Q2: Apr-June, Q3: July-Sep, Q4: Oct-Dec)

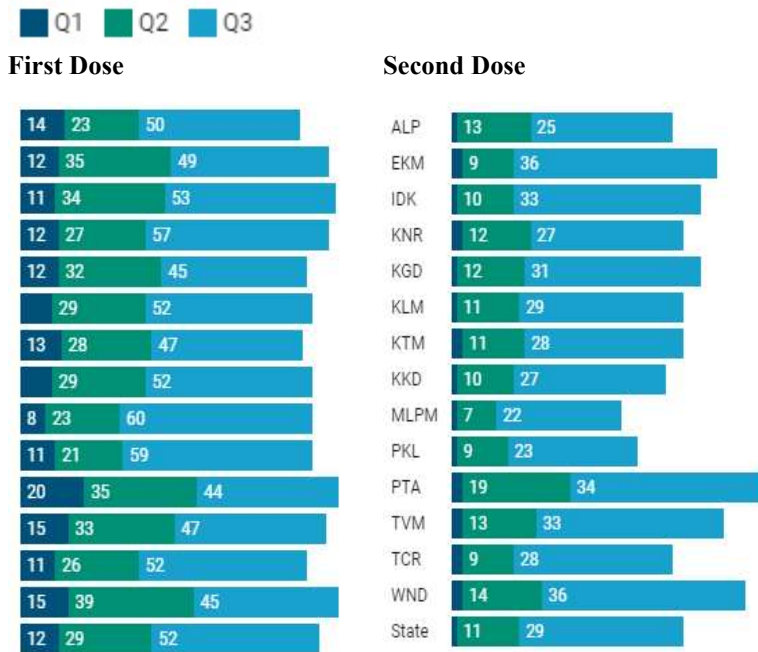
Daily Average Dozes Administered per Quarter

In the first Quarter, only 42201 first dozes and 5324 second dozes were administered daily on average. During the second, third and fourth quarters, the daily vaccination of the first and second dozes increased significantly.



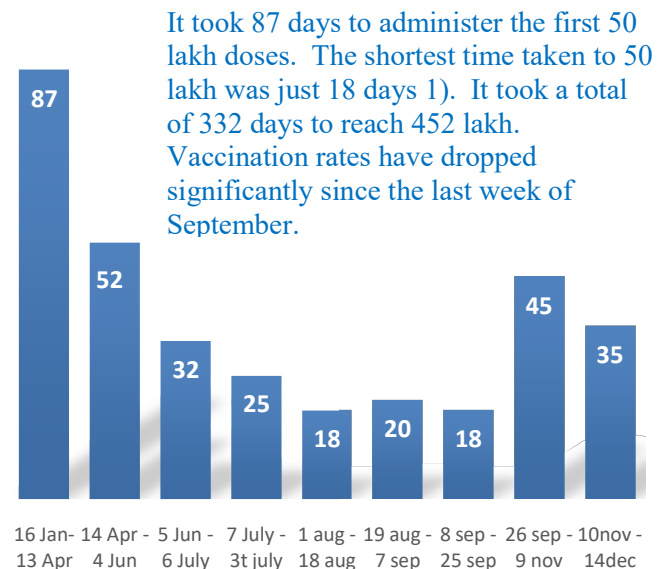
Vaccination Achievement per Quarter

In the third quarter of the immunization drive, 52% of the eligible population (18 + age) in Kerala were given the first dose and 29% the second dose.



Dose Progression

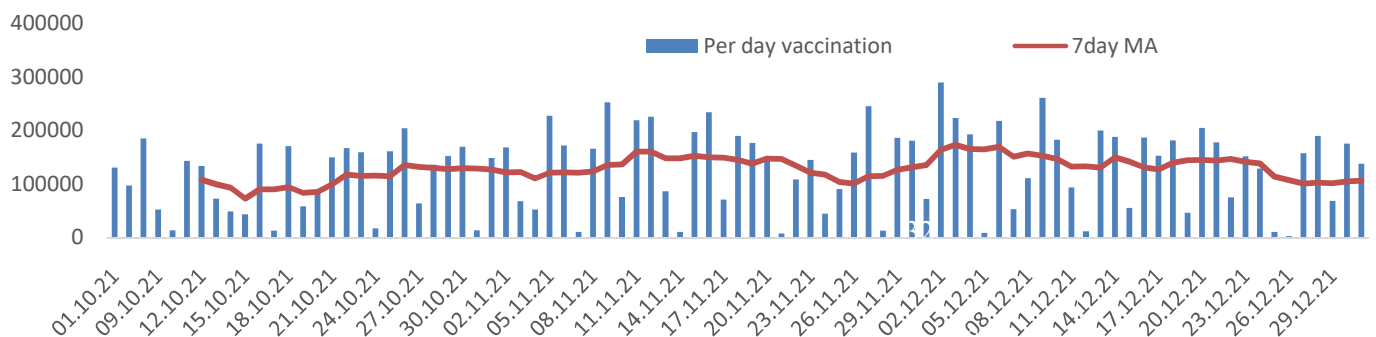
The chart shows the days taken for total COVID-19 Vaccination doses(both first and second) in Kerala to cross every 50 lakh dose mark



It took 87 days to administer the first 50 lakh doses. The shortest time taken to 50 lakh was just 18 days 1). It took a total of 332 days to reach 452 lakh. Vaccination rates have dropped significantly since the last week of September.

Vaccine Administered per Day and 7 days Moving Average in Last Quarter (Oct -Dec)

The seven-day moving average of daily dozes in the last quarter showed a peak on December 2nd and continued to fluctuate thereafter



Important Message to the Public

- a. *Infection or infection rate is only a part and disease manifestation of disease is to be monitored*
- b. *Fatality among vaccinated people is very less. Disease severity among vaccinated people is less.*
- c. *People with comorbidity should be careful. Once detected covid positive they should get admitted and do not stay at home.*
- d. *Death among non-vaccinated people, especially people with comorbidity is because of late arrival in hospitals*
- e. *Diabetes and Hypertension together is the most common cause of patient death if they arrive late.*
- f. *Vaccinated people, only if symptomatic are advised to consult Doctor.*
- g. *Non Vaccinated people, if symptomatic, may do RTPCR test*
- h. *Antigen testing is only for emergency purpose*
- i. *Non vaccinated people with co-morbidities to do testing by RTPCR and consult doctor*
- j. *Repeat RTPCR is not needed among the people who are detected COVID positive in the previous 2 months*
- k. *All young person detected positive and at home isolation should do glucose test*

TABLE1.Total Vaccination done in the State as on 25/01/2022 midnight

State Summary-Total doses administered till 26/1/2022					at 12 AM			
District	Target	First Dose	Percent age	Second Dose	Percentage*	Precaution Dose	Percentage	Total doses administered
Alappuzha	1785011	1667953	93%	1443996	81%	31291	48%	3,143,240
Ernakulam	3126405	3184174	102%	2554122	82%	51395	36%	5,789,691
Idukki	920421	925037	101%	728035	79%	10463	32%	1,663,535
Kannur	2011583	2083660	104%	1706803	85%	32070	39%	3,822,533
Kasaragod	1052859	1005260	95%	788144	75%	14274	34%	1,807,678
Kollam	2198745	2141662	97%	1733055	79%	30848	39%	3,905,565
Kottayam	1647422	1606856	98%	1327361	81%	34803	45%	2,969,020
Kozhikode	2642551	2579641	98%	2006876	76%	28474	29%	4,614,991
Malappuram	3229570	3234525	100%	2356085	73%	24276	34%	5,614,886
Palakkad	2273003	2239319	99%	1767026	78%	30416	40%	4,036,761
Pathanamthitta	1085342	1121855	103%	904379	83%	33473	42%	2,059,707
Thiruvananthapuram	2820638	2774077	98%	2277836	81%	53733	42%	5,105,646
Thrissur	2669204	2542392	95%	2183493	82%	52468	54%	4,778,353
Wayanad	688943	716651	104%	586345	85%	13655	33%	1,316,651
Grand Total	28,151,697	27,823,062	99%	22,363,556	79%	441,639	40%	50,628,257

TABLE2. Covid-19 Vaccination Center Functional in the State as on 25/01/2022 midnight

<i>DISTRICTS</i>	15+	18+	Total
Alappuzha	85	92	177
Ernakulam	57	94	151
Idukki	14	33	47
Kannur	17	61	78
Kasaragod	43	8	51
Kollam	39	54	93
Kottayam	10	94	104
Kozhikode	92	50	142
Malappuram	56	114	170
Palakkad	34	60	94
Pathanamthitta	63	73	136
Thiruvananthapuram	13	127	140
Thrissur	81	132	213
Wayanad	37	37	74
GrandTotal	641	1029	1670

TABLE3. Health Care Workers Coverage as on 25/01/2022 midnight

DISTRICT	1st DOSE	2nd Dose	% fully vaccinated	Precaution dose	Precaution dose (%) *
Alappuzha	29012	27134	94%	9404	50%
Ernakulam	85556	75426	88%	19771	34%
Idukki	13551	12964	96%	3926	43%
Kannur	40380	37358	93%	13388	48%
Kasaragod	11610	10772	93%	3300	43%
Kollam	36029	33633	93%	10162	44%
Kottayam	38703	36143	93%	11630	45%
Kozhikode	52732	47791	91%	11311	35%
Malappuram	44829	41826	93%	11782	48%
Palakkad	34671	31867	92%	10809	47%
Pathanamthitta	29332	24981	85%	8492	45%
Thiruvananthapuram	73415	66138	90%	19002	41%
Thrissur	51909	49058	95%	19762	54%
Wayanad	13977	13258	95%	4721	46%
Grand Total	555706	508349	91%	157460	43%

1st Dose coverage for HCW is 100%
 *Proportion of beneficiaries who are eligible (completed 9 months after 2nd dose)

TABLE4. Frontline workers Coverage as on 25/01/2022 midnight

DISTRICT	1st dose	2nd Dose	% fully vaccinated	Precaution dose	Precaution dose(%) *
Alappuzha	39123	36644	94%	7489	35%
Ernakulam	54926	50178	91%	8857	27%
Idukki	22991	21264	92%	3151	23%
Kannur	41375	39876	96%	5683	22%
Kasaragod	24613	22378	91%	3655	24%
Kollam	42226	38646	92%	5371	25%
Kottayam	32138	30505	95%	7443	35%
Kozhikode	55262	52417	95%	4258	15%
Malappuram	53911	51116	95%	5860	20%
Palakkad	48092	45379	94%	8311	29%
Pathanamthitta	25247	22443	89%	4064	26%
Thiruvananthapuram	72973	67321	92%	10637	33%
Thrissur	41902	40662	97%	11716	47%
Wayanad	17018	16059	94%	2179	19%
Grand Total	571797	534888	94%	88674	28%

1st Dose coverage for FLW is 100%
 *Proportion of beneficiaries who are eligible (completed 9 months after 2nd dose)

TABLE5.Age-Appropriate Group (45-59 Years) Coverage as on 25/01/2022 midnight

Table 5: Age appropriate group (45-59 years) coverage					
45-59 years Coverage as on 26/01/2022 at 12 AM					
District	Target	1st Dose Coverage	Percentage	2nd Dose Coverage	Percentage fully vaccinated
Alappuzha	535436	437961	82%	406370	76%
Ernakulam	809349	781720	97%	686360	85%
Idukki	237564	246554	104%	215524	91%
Kannur	527295	514614	98%	467003	89%
Kasaragod	253027	251537	99%	220503	87%
Kollam	541201	558559	103%	490189	91%
Kottayam	478470	413193	86%	365148	76%
Kozhikode	658949	652811	99%	564810	86%
Malappuram	733338	720262	98%	603056	82%
Palakkad	614226	545490	89%	482431	79%
Pathanamthitta	264372	281241	106%	248481	94%
Thiruvananthapuram	735836	679806	92%	600696	82%
Thrissur	689418	662478	96%	607712	88%
Wayanad	170537	176918	104%	162548	95%
Grand Total	7249018	6,923,144	96%	6,120,831	84%

TABLE6.Age-Appropriate Group (≥60 Years) Coverage as on 25/01/2022 midnight

Table 6: Age appropriate group (≥ 60 years) coverage							
≥ 60 years Coverage as on 26/01/2022 at 12 AM							
District	Target	1st Dose Coverage	Percentage	2nd Dose Coverage	Percentage fully vaccinated	Precaution dose	%
Alappuzha	424565	428084	101%	394054	93%	14398	58%
Ernakulam	673885	674923	100%	612341	91%	22767	45%
Idukki	193981	194228	100%	170676	88%	3386	33%
Kannur	438602	443712	101%	405854	93%	12999	46%
Kasaragod	182460	181397	99%	158485	87%	7319	37%
Kollam	497558	498521	100%	447300	90%	15315	44%
Kottayam	418008	418795	100%	377617	90%	15730	53%
Kozhikode	526896	527871	100%	470676	89%	12905	34%
Malappuram	477642	486922	102%	424709	89%	6634	38%
Palakkad	437708	438718	100%	393599	90%	11296	45%
Pathanamthitta	311297	311637	100%	277612	89%	20917	47%
Thiruvananthapuram	630465	631564	100%	561988	89%	24094	48%
Thrissur	581781	586903	101%	548615	94%	20990	58%
Wayanad	128009	128107	100%	113245	88%	6755	34%
Grand Total	5922857	5,951,382	100%	5,356,771	90%	195,505	46%

TABLE 6. Age-Appropriate Group (18-44 Years) Coverage as on 25/01/2022 midnight

18-44 years Coverage as on 26/01/2022 at 12 AM					
District	Target	First Dose		2nd Dose Coverage	Percentage fully vaccinated*
		1st Dose Coverage	Percentage		
Alappuzha	744178	663977	89%	579794	78%
Ernakulam	1470864	1493793	102%	1129817	77%
Idukki	437537	415837	95%	307607	70%
Kannur	947964	954762	101%	756712	80%
Kasaragod	556876	494390	89%	376006	68%
Kollam	1054752	923395	88%	723287	69%
Kottayam	665544	648792	97%	517948	78%
Kozhikode	1313678	1202236	92%	871182	66%
Malappuram	1777378	1797112	101%	1235378	70%
Palakkad	1088327	1072011	99%	813750	75%
Pathanamthitta	460819	439735	95%	330862	72%
Thiruvananthapuram	1309099	1234405	94%	981693	75%
Thrissur	1274465	1089128	85%	937446	74%
Wayanad	361152	351049	97%	281235	78%
Grand Total	13462633	12,780,622	95%	9,842,717	73%

*Among those who have taken first dose

TABLE 7. Age-Appropriate Group (15-17 Years) Coverage as on 25/01/2022 midnight

Table 6: Age appropriate group (15-17 years) coverage			
15-17 years Coverage as on		26/01/2022	at 12 AM
District	Target	1st Dose Coverage	Percentage
Alappuzha	80832	69796	86%
Ernakulam	172307	93256	54%
Idukki	51339	31876	62%
Kannur	97722	88817	91%
Kasaragod	60496	41713	69%
Kollam	105234	82932	79%
Kottayam	85400	55235	65%
Kozhikode	143028	88729	62%
Malappuram	241212	131489	55%
Palakkad	132742	100337	76%
Pathanamthitta	48854	34663	71%
Thiruvananthapuram	145238	81914	56%
Thrissur	123540	110072	89%
Wayanad	29245	29582	101%
Grand Total	1,517,189	1,040,411	69%

TABLE 8. State Summary(18+) as on 25/01/2022 midnight

State Summary (18+) 26-01-2022 at 12 AM							
District	Target	First Dose	Percentage	Second Dose	Percentage*	Precaution Dose	Percentage
Alappuzha	1704179	1598157	94%	1443996	85%	31291	48%
Ernakulam	2954098	3090918	105%	2554122	86%	51395	36%
Idukki	869082	893161	103%	728035	84%	10463	32%
Kannur	1913861	1994843	104%	1706803	89%	32070	39%
Kasaragod	992363	963547	97%	788144	79%	14274	34%
Kollam	2093511	2058730	98%	1733055	83%	30848	39%
Kottayam	1562022	1551621	99%	1327361	85%	34803	45%
Kozhikode	2499523	2490912	100%	2006876	80%	28474	29%
Malappuram	2988358	3103036	104%	2356085	79%	24276	34%
Palakkad	2140261	2138982	100%	1767026	83%	30416	40%
Pathanamthitta	1036488	1087192	105%	904379	87%	33473	42%
Thiruvananthapuram	2675400	2692163	101%	2277836	85%	53733	42%
Thrissur	2545664	2432320	96%	2183493	86%	52468	54%
Wayanad	659698	687069	104%	586345	89%	13655	33%
Grand Total	2,67,09,000	26,782,651	100%	22,363,556	84%	441,639	40%

*Revised target population(> 18 years) as per MOHFW is 2.67 crores
*As per letter from Additional Secretary MOHFW- D O No 2317579/2021/Imm dated 15/09/2021

TABLE 9. Achievement for the day 25/01/2022 midnight

Daily achievement 26-01-2022				
District	First Dose	Second Dose	Precaution dose	Total Doses Administered
Alappuzha	1046	1644	3431	6121
Ernakulam	3390	4171	3260	10821
Idukki	429	1409	733	2571
Kannur	1813	2062	2146	6021
Kasaragod	1700	404	398	2502
Kollam	2186	2427	2641	7254
Kottayam	1194	2964	2836	6994
Kozhikode	3730	2273	1204	7207
Malappuram	5341	5447	1513	12301
Palakkad	3476	4521	3005	11002
Pathanamthitta	421	775	3080	4276
Thiruvananthapuram	1181	3317	3680	8178
Thrissur	1020	3002	2425	6447
Wayanad	903	481	797	2181
Grand Total	27830	34897	31149	93876

** Vaccine stock details couldn't be downloaded from e-VIN portal as the portal is down.

TABLE 9.COVID Vaccination related sites

support@cowin.gov.in https://www.cowin.gov.in/home https://dashboard.kerala.gov.in/ https://dhs.kerala.gov.in/https://aogyakeralam.gov.in/https://sha.kerala.gov.in/

TABLE10. COVID Vaccination related Helpline numbers

National/State/District	Line1	Line2	Line3
National Helpline	1075	+91 1123978046	0120 4473222
Disha	1056	04712552056	
StateCallCenter	04712309251	04712309252	04712309255
Thiruvananthapuram	9188610100	1077	
Kollam	04742797609	8589015556	
Pathanamthitta	04682222515	04682228220	
Alappuzha	04772239999		
Kottayam	04812565200	04812304800	04812581900
Idukki	18004255640	04862232220	04862233118
Ernakulam	9072303861		
Thrissur	9400066921	9400066922	9400066923
Palakkad	04912505264	04912505189	8943341439
Malappuram	04832733253	04832737858	04832733252
Kozhikode	7594001442		
Wayanad	04936202343	04936202375	9072510900
Kannur	04972700194		
Kasargod	9061076590	9061079244	9061078026