



കേരള സർക്കാർ

COVID-19 OUTBREAK CONTROL AND PREVENTION STATE  
CELL HEALTH & FAMILY WELFARE DEPARTMENT  
Govt of Kerala  
[www.health.kerala.gov.in](http://www.health.kerala.gov.in)

[www.dhs.kerala.gov.in](http://www.dhs.kerala.gov.in)

[controlroomdhskerala@gmail.com](mailto:controlroomdhskerala@gmail.com)

**KeralaHEALTH-COVID-19 DAILY VACCINATION BULLETIN**

**Date: 26/01/2022**

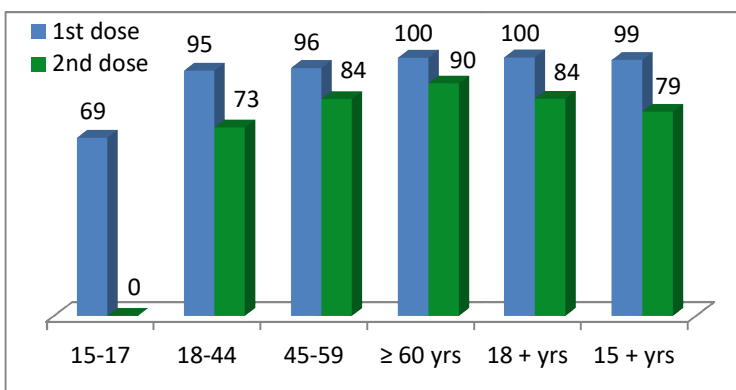
**OUR HEALTH OUR RESPONSIBILITY  
VACCINE ADVISORY**

- *People who are vaccinated with Covid Vaccine are reported to have reduced Covid related ICU admissions, serious disease and death.*
- *Early vaccination is useful to safeguard our life from this deadly disease.*
- *Vaccination sessions are planned as per the availability of vaccine. All are requested to cooperate.*
- *After receiving the first dose, second dose of Covishield vaccine is to be taken between 12–16 weeks and second dose of Covaxin between 4-6 weeks.*
- *Covid vaccination is currently available to all above the age of 18*
- *Vaccination is available free of cost in all Government covid vaccination centers, and at a nominal rate (as per the GoI order F.No.2079203/2021/Immunization) in selected private Hospitals.*
- **ENSURE ALL YOUR ELIGIBLE FAMILY MEMBERS ARE PROTECTED BY RECEIVING ANY OF THE AVAILABLE COVID VACCINE.**
- **“BOTH COVAXIN AND COVISHIELD ARE EQUALLY EFFECTIVE AND SAFE”**
- **“BE FULLY PROTECTED – GET THE SECOND DOSE AT YOUR SCHEDULED TIME”**

### ANALYSIS

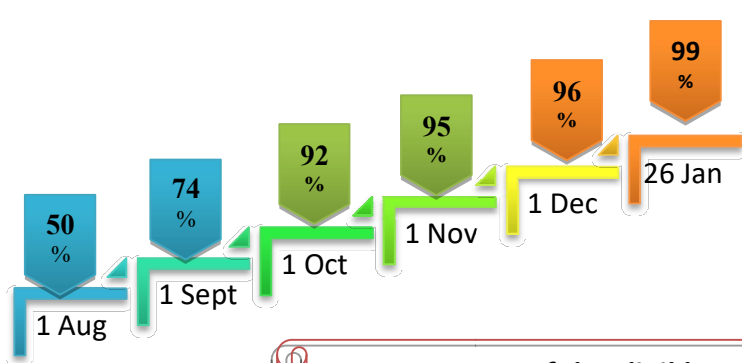
COVID-19 mass vaccinations are showing signs of preventing illness and steep decline in cases and hospital admissions in countries which done vaccination. Kerala started its vaccination for health care workers from January 16, 2021. The COVID-19 Vaccines Operational Guidelines issued by the Ministry of Health and Family Welfare, Govt. of India, 28th December 2020 and all subsequent Guidelines issued by Ministry of Health and Family Welfare, Govt of India are followed at the sites and all vaccination lanes

### Summary of COVID Vaccine Administered as on 26-01-2022 midnight



- 99%** of eligible population vaccinated with a single dose till January 26
- 79%** of eligible population vaccinated with double dose till January 26
- State has vaccinated more than **96%** of people aged more than 45-59 years with a single dose

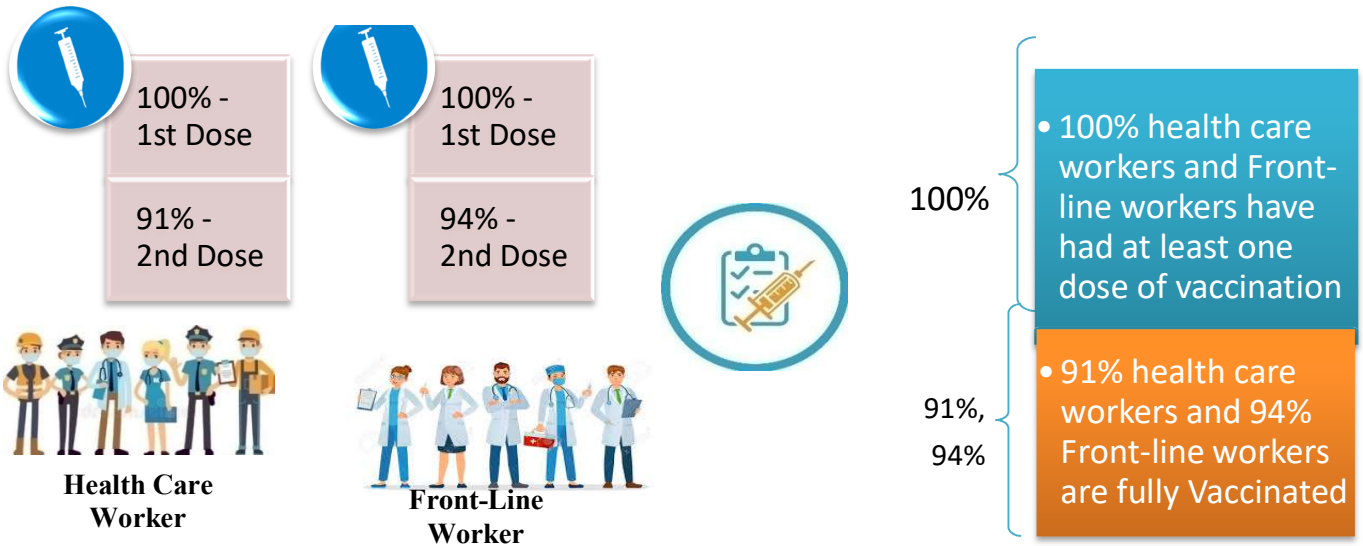
### Time Line of Vaccination Coverage



Kerala began administration of COVID 19 Vaccines on 16<sup>th</sup> January, 2021. As of 26<sup>th</sup> January 2022, Kerala has administered over 50 million doses overall, including first and second doses of vaccines.

**Over 99 per cent of the eligible population (15 + years) in Kerala has been administered the first dose of the Covid-19 vaccine. The state has achieved the target within 376 days since the beginning of the vaccination drive on January 16.**

## Health Care Workers & Front-line Workers Vaccinated



### Are You Vaccinated? You Still Need to Practice: SMS

- Even after vaccination, follow COVID appropriate behavior
- Practice Social Distancing and greet without physical contact
- Always wear clean face mask
- Wash your hands thoroughly and frequently or use hand sanitizer
- Follow the current COVID 19 guidelines to prevent further spread
- Stay Safe. Stay Strong. Get Vaccinated



Even After Getting Vaccinated Keep Taking Precautions to Protect Your Self



# The Race Towards Full Vaccination - Weekly Trend

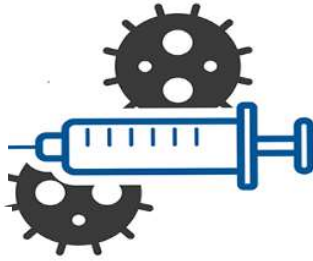
15<sup>th</sup> Jan, 2022 – 21<sup>st</sup> Jan, 2022

Kerala Administered over

## 5.64 Lakh

COVID Vaccine Doses

in the last 7 days  
(15<sup>th</sup> Jan, 2022 to 21<sup>st</sup> Jan)

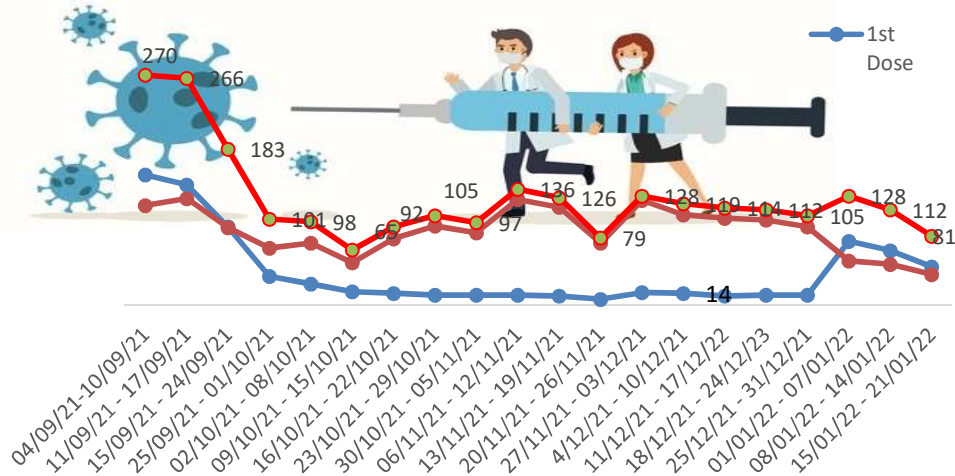


From 15<sup>th</sup> Jan, 2022 to 21<sup>st</sup> Jan, 2022 on average

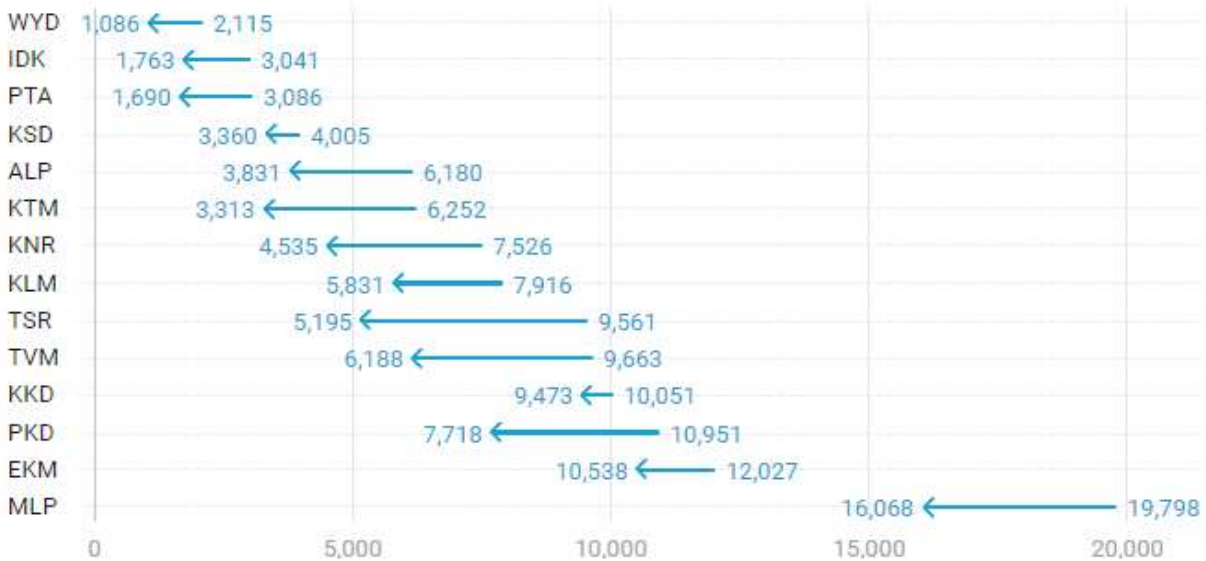
## 0.81 lakh

doses were administered daily.

Average Doses Administered Per day per week (in 1000)



Trend in average per day vaccination for the last two weeks

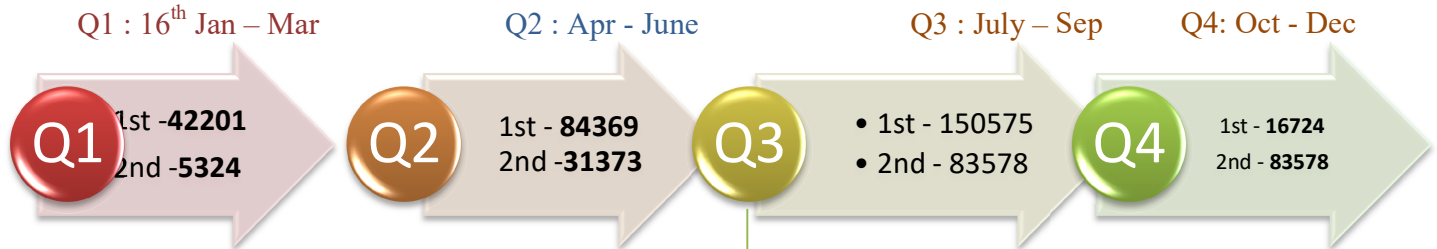


# Race Against Time – Vaccination Quarterly Status

(Q1:16<sup>th</sup> Jan-Mar, Q2: Apr-June, Q3: July-Sep, Q4: Oct - Dec)

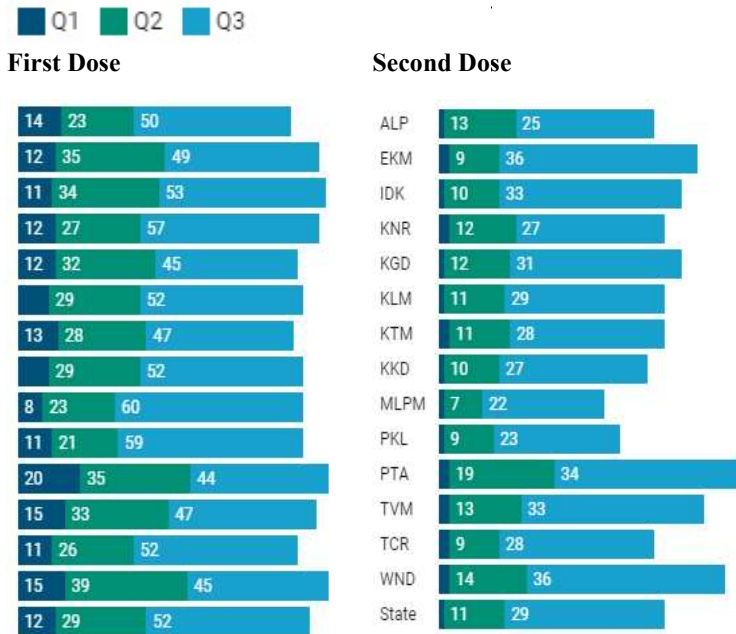
## Daily Average Dozes Administered per Quarter

In the first Quarter, only 42201 first dozes and 5324 second dozes were administered daily on average. During the second, third and fourth quarters, the daily vaccination of the first and second dozes increased significantly.



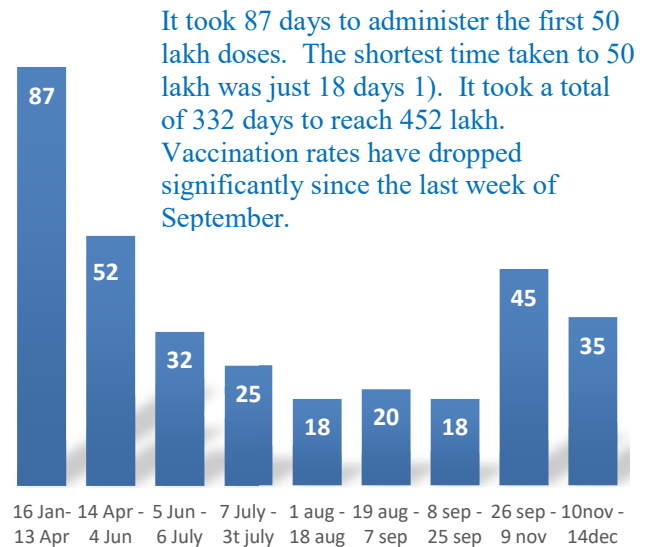
## Vaccination Achievement per Quarter

In the third quarter of the immunization drive, 52% of the eligible population (18 + age) in Kerala were given the first dose and 29% the second dose.



## Dose Progression

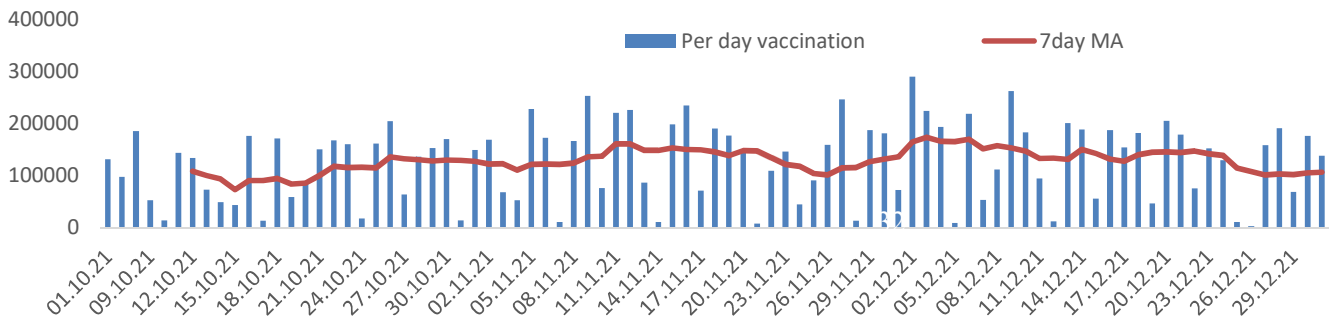
The chart shows the days taken for total COVID-19 Vaccination doses(both first and second) in Kerala to cross every 50 lakh dose mark



It took 87 days to administer the first 50 lakh doses. The shortest time taken to 50 lakh was just 18 days 1). It took a total of 332 days to reach 452 lakh. Vaccination rates have dropped significantly since the last week of September.

## Vaccine Administered per Day and 7 days Moving Average in Last Quarter (Oct -Dec)

The seven-day moving average of daily dozes in the last quarter showed a peak on December 2<sup>nd</sup> and continued to fluctuate thereafter



## Important Message to the Public

- a. *Infection or infection rate is only a part and disease manifestation of disease is to be monitored*
- b. *Fatality among vaccinated people is very less. Disease severity among vaccinated people is less.*
- c. *People with comorbidity should be careful. Once detected covid positive they should get admitted and do not stay at home.*
- d. *Death among non-vaccinated people, especially people with comorbidity is because of late arrival in hospitals*
- e. *Diabetes and Hypertension together is the most common cause of patient death if they arrive late.*
- f. *Vaccinated people, only if symptomatic are advised to consult Doctor.*
- g. *Non Vaccinated people, if symptomatic, may do RTPCR test*
- h. *Antigen testing is only for emergency purpose*
- i. *Non vaccinated people with co-morbidities to do testing by RTPCR and consult doctor*
- j. *Repeat RTPCR is not needed among the people who are detected COVID positive in the previous 2 months*
- k. *All young person detected positive and at home isolation should do glucose test*

TABLE1.Total Vaccination done in the State as on 26/01/2022 midnight

State Summary-Total doses administered till 27/1/2022				at 12 AM				
District	Target	First Dose	Percent age	Second Dose	Percentage*	Precaution Dose	Percentage	Total doses administered
Alappuzha	1785011	1668049	93%	1444227	81%	31659	42%	31,43,935
Ernakulam	3126405	3184465	102%	2554422	82%	51928	36%	57,90,815
Idukki	920421	925063	101%	728134	79%	10541	32%	16,63,738
Kannur	2011583	2083735	104%	1706850	85%	32167	39%	38,22,752
Kasaragod	1052859	1005414	95%	788587	75%	14530	33%	18,08,531
Kollam	2198745	2142040	97%	1733379	79%	31202	37%	39,06,621
Kottayam	1647422	1606875	98%	1327396	81%	34952	43%	29,69,223
Kozhikode	2642551	2580009	98%	2008376	76%	29134	29%	46,17,519
Malappuram	3229570	3235017	100%	2357105	73%	24571	33%	56,16,693
Palakkad	2273003	2239488	99%	1767374	78%	30792	40%	40,37,654
Pathanamthitta	1085342	1121872	103%	904402	83%	33575	39%	20,59,849
Thiruvananthapuram	2820638	2774154	98%	2278020	81%	54362	37%	51,06,536
Thrissur	2669204	2542416	95%	2183535	82%	52624	52%	47,78,575
Wayanad	688943	716725	104%	586435	85%	13777	32%	13,16,937
<b>Grand Total</b>	<b>28,151,697</b>	<b>2,78,25,322</b>	<b>99%</b>	<b>2,23,68,242</b>	<b>79%</b>	<b>4,45,814</b>	<b>38%</b>	<b>5,06,39,378</b>

TABLE2. Covid-19 Vaccination Center Functional in the State as on 26/01/2022 midnight

DISTRICTS	15+	18+	Total
Alappuzha	0	5	5
Ernakulam	3	31	34
Idukki	1	7	8
Kannur	1	14	15
Kasaragod	0	12	12
Kollam	7	14	21
Kottayam	1	11	12
Kozhikode	0	111	111
Malappuram	8	26	34
Palakkad	3	24	27
Pathanamthitta	0	7	7
Thiruvananthapuram	5	23	28
Thrissur	3	16	19
Wayanad	2	4	6
<b>GrandTotal</b>	<b>34</b>	<b>305</b>	<b>339</b>

TABLE3. Health Care Workers Coverage as on 26/01/2022 midnight

<i>DISTRICT</i>	<i>1st DOSE</i>	<i>2nd Dose</i>	<i>% fully vaccinated</i>	<i>Precaution dose</i>	<i>Precaution dose (%) *</i>
<b>Alappuzha</b>	29012	27134	94%	9427	49%
<b>Ernakulam</b>	85557	75429	88%	19822	34%
<b>Idukki</b>	13551	12964	96%	3965	43%
<b>Kannur</b>	40380	37359	93%	13407	48%
<b>Kasaragod</b>	11610	10773	93%	3339	43%
<b>Kollam</b>	36029	33633	93%	10195	44%
<b>Kottayam</b>	38703	36143	93%	11669	45%
<b>Kozhikode</b>	52732	47791	91%	11418	35%
<b>Malappuram</b>	44829	41826	93%	11834	48%
<b>Palakkad</b>	34671	31867	92%	10844	47%
<b>Pathanamthitta</b>	29332	24981	85%	8499	44%
<b>Thiruvananthapuram</b>	73415	66138	90%	19043	40%
<b>Thrissur</b>	51909	49058	95%	19777	54%
<b>Wayanad</b>	13977	13259	95%	4733	46%
<b>Grand Total</b>	<b>555707</b>	<b>508355</b>	<b>91%</b>	<b>157972</b>	<b>43%</b>

1st Dose coverage for HCW is 100%  
 \*Proportion of beneficiaries who are eligible ( completed 9 months after 2nd dose )

TABLE4. Frontline workers Coverage as on 26/01/2022 midnight

<i>DISTRICT</i>	<i>1st dose</i>	<i>2nd Dose</i>	<i>% fully vaccinated</i>	<i>Precaution dose</i>	<i>Precaution dose(%) *</i>
<b>Alappuzha</b>	39123	36644	94%	7524	32%
<b>Ernakulam</b>	54926	50179	91%	8920	27%
<b>Idukki</b>	22991	21265	92%	3155	23%
<b>Kannur</b>	41375	39876	96%	5691	22%
<b>Kasaragod</b>	24613	22379	91%	3701	24%
<b>Kollam</b>	42226	38647	92%	5444	25%
<b>Kottayam</b>	32138	30505	95%	7458	34%
<b>Kozhikode</b>	55262	52420	95%	4342	15%
<b>Malappuram</b>	53911	51118	95%	5928	20%
<b>Palakkad</b>	48092	45379	94%	8413	29%
<b>Pathanamthitta</b>	25247	22443	89%	4069	26%
<b>Thiruvananthapuram</b>	72974	67321	92%	10707	30%
<b>Thrissur</b>	41902	40662	97%	11743	46%
<b>Wayanad</b>	17018	16059	94%	2189	19%
<b>GrandTotal</b>	<b>571798</b>	<b>534897</b>	<b>94%</b>	<b>89284</b>	<b>27%</b>

1st Dose coverage for FLW is 100%  
 \*Proportion of beneficiaries who are eligible ( completed 9 months after 2nd dose )



TABLE5.Age-Appropriate Group (45-59 Years) Coverage as on 26/01/2022 midnight

Table 5: Age appropriate group (45-59 years) coverage					
45-59 years Coverage as on		27/01/2022	at 12 AM		
District	Target	1st Dose Coverage	Percentage	2nd Dose Coverage	Percentage fully vaccinated
Alappuzha	535436	437965	82%	406426	76%
Ernakulam	809349	781727	97%	686412	85%
Idukki	237564	246557	104%	215535	91%
Kannur	527295	514621	98%	467008	89%
Kasaragod	253027	251551	99%	220554	87%
Kollam	541201	558570	103%	490253	91%
Kottayam	478470	413194	86%	365156	76%
Kozhikode	658949	652842	99%	565060	86%
Malappuram	733338	720288	98%	603199	82%
Palakkad	614226	545498	89%	482473	79%
Pathanamthitta	264372	281243	106%	248483	94%
Thiruvananthapuram	735836	679811	92%	600725	82%
Thrissur	689418	662483	96%	607713	88%
Wayanad	170537	176918	104%	162561	95%
<b>Grand Total</b>	<b>7249018</b>	<b>69,23,268</b>	<b>96%</b>	<b>61,21,558</b>	<b>84%</b>

TABLE6.Age-Appropriate Group (≥60 Years) Coverage as on 26/01/2022 midnight

Table 6: Age appropriate group (≥ 60 years) coverage							
≥ 60 years Coverage as on		27/01/2022	at 12 AM				
District	Target	1st Dose Coverage	Percentage	2nd Dose Coverage	Percentage fully vaccinated	Precaution dose	%
Alappuzha	424565	428092	101%	394082	93%	14708	45%
Ernakulam	673885	674932	100%	612366	91%	23186	45%
Idukki	193981	194230	100%	170691	88%	3421	32%
Kannur	438602	443714	101%	405860	93%	13069	46%
Kasaragod	182460	181398	99%	158514	87%	7490	36%
Kollam	497558	498528	100%	447323	90%	15563	39%
Kottayam	418008	418797	100%	377624	90%	15825	47%
Kozhikode	526896	527893	100%	470843	89%	13374	34%
Malappuram	477642	486926	102%	424807	89%	6809	36%
Palakkad	437708	438721	100%	393636	90%	11535	45%
Pathanamthitta	311297	311642	100%	277614	89%	21007	41%
Thiruvananthapuram	630465	631575	100%	562010	89%	24612	39%
Thrissur	581781	586911	101%	548621	94%	21104	53%
Wayanad	128009	128110	100%	113246	88%	6855	32%
<b>Grand Total</b>	<b>5922857</b>	<b>59,51,469</b>	<b>100%</b>	<b>53,57,237</b>	<b>90%</b>	<b>1,98,558</b>	<b>42%</b>

TABLE 6. Age-Appropriate Group (18-44 Years) Coverage as on 26/01/2022 midnight

18-44 years Coverage as on 27/01/2022 at 12 AM					
District	Target	First Dose		2nd Dose Coverage	Percentage fully vaccinated*
		1st Dose Coverage	Percentage		
Alappuzha	744178	664017	89%	579941	78%
Ernakulam	1470864	1493881	102%	1130036	77%
Idukki	437537	415856	95%	307679	70%
Kannur	947964	954782	101%	756747	80%
Kasaragod	556876	494529	89%	376367	68%
Kollam	1054752	923512	88%	723523	69%
Kottayam	665544	648799	97%	517968	78%
Kozhikode	1313678	1202529	92%	872262	66%
Malappuram	1777378	1797388	101%	1236155	70%
Palakkad	1088327	1072100	99%	814019	75%
Pathanamthitta	460819	439743	95%	330881	72%
Thiruvananthapuram	1309099	1234441	94%	981826	75%
Thrissur	1274465	1089136	85%	937481	74%
Wayanad	361152	351077	97%	281310	78%
<b>Grand Total</b>	<b>13462633</b>	<b>1,27,81,790</b>	<b>95%</b>	<b>98,46,195</b>	<b>73%</b>

\*Among those who have taken first dose

TABLE 7. Age-Appropriate Group (15-17 Years) Coverage as on 26/01/2022 midnight

Table 6: Age appropriate group (15-17 years) coverage			
15-17 years Coverage as on		27/01/2022	at 12 AM
District	Target	1st Dose Coverage	Percentage
Alappuzha	80832	69840	86%
Ernakulam	172307	93442	54%
Idukki	51339	31878	62%
Kannur	97722	88863	91%
Kasaragod	60496	41713	69%
Kollam	105234	83175	79%
Kottayam	85400	55244	65%
Kozhikode	143028	88751	62%
Malappuram	241212	131675	55%
Palakkad	132742	100406	76%
Pathanamthitta	48854	34665	71%
Thiruvananthapuram	145238	81938	56%
Thrissur	123540	110075	89%
Wayanad	29245	29625	101%
<b>Grand Total</b>	<b>1,517,189</b>	<b>10,41,290</b>	<b>69%</b>

TABLE 8. State Summary(18+) as on 26/01/2022 midnight

State Summary (18+) 27-01-2022 at 12 AM							
District	Target	First Dose	Percentage	Second Dose	Percentage*	Precaution Dose	Percentage
Alappuzha	1704179	1598209	94%	1444227	85%	31659	42%
Ernakulam	2954098	3091023	105%	2554422	86%	51928	36%
Idukki	869082	893185	103%	728134	84%	10541	32%
Kannur	1913861	1994872	104%	1706850	89%	32167	39%
Kasaragod	992363	963701	97%	788587	79%	14530	33%
Kollam	2093511	2058865	98%	1733379	83%	31202	37%
Kottayam	1562022	1551631	99%	1327396	85%	34952	43%
Kozhikode	2499523	2491258	100%	2008376	80%	29134	29%
Malappuram	2988358	3103342	104%	2357105	79%	24571	33%
Palakkad	2140261	2139082	100%	1767374	83%	30792	40%
Pathanamthitta	1036488	1087207	105%	904402	87%	33575	39%
Thiruvananthapuram	2675400	2692216	101%	2278020	85%	54362	37%
Thrissur	2545664	2432341	96%	2183535	86%	52624	52%
Wayanad	659698	687100	104%	586435	89%	13777	32%
<b>Grand Total</b>	<b>2,67,09,000</b>	<b>2,67,84,032</b>	<b>100%</b>	<b>2,23,68,242</b>	<b>84%</b>	<b>4,45,814</b>	<b>38%</b>

\*Revised target population(> 18 years) as per MOHFW is 2.67 crores

\*As per letter from Additional Secretary MOHFW- D O No 2317579/2021/Imm dated 15/09/2021

TABLE 9. Achievement for the day 26/01/2022 midnight

Daily achievement 27-01-2022				
District	First Dose	Second Dose	Precaution dose	Total Doses Administered
Alappuzha	96	230	367	693
Ernakulam	287	295	531	1113
Idukki	26	99	78	203
Kannur	73	41	95	209
Kasaragod	154	440	256	850
Kollam	375	321	352	1048
Kottayam	19	34	149	202
Kozhikode	360	1496	651	2507
Malappuram	487	1002	291	1780
Palakkad	169	347	375	891
Pathanamthitta	17	22	97	136
Thiruvananthapuram	78	184	624	886
Thrissur	22	41	154	217
Wayanad	74	90	122	286
<b>Grand Total</b>	<b>2237</b>	<b>4642</b>	<b>4142</b>	<b>11021</b>

\*\* Vaccine stock details couldn't be downloaded from e-VIN portal as the portal is down.

TABLE 9.COVID Vaccination related sites

<a href="mailto:support@cowin.gov.in">support@cowin.gov.in</a> <a href="https://www.cowin.gov.in/home">https://www.cowin.gov.in/home</a> <a href="https://dashboard.kerala.gov.in/">https://dashboard.kerala.gov.in/</a> <a href="https://dhs.kerala.gov.in/https://aogyakeralam.gov.in/https://sha.kerala.gov.in/">https://dhs.kerala.gov.in/https://aogyakeralam.gov.in/https://sha.kerala.gov.in/</a>
---

TABLE10. COVID Vaccination related Helpline numbers

National/State/District	Line1	Line2	Line3
National Helpline	1075	+91 1123978046	0120 4473222
Disha	1056	04712552056	
StateCallCenter	04712309251	04712309252	04712309255
Thiruvananthapuram	9188610100	1077	
Kollam	04742797609	8589015556	
Pathanamthitta	04682222515	04682228220	
Alappuzha	04772239999		
Kottayam	04812565200	04812304800	04812581900
Idukki	18004255640	04862232220	04862233118
Ernakulam	9072303861		
Thrissur	9400066921	9400066922	9400066923
Palakkad	04912505264	04912505189	8943341439
Malappuram	04832733253	04832737858	04832733252
Kozhikode	7594001442		
Wayanad	04936202343	04936202375	9072510900
Kannur	04972700194		
Kasargod	9061076590	9061079244	9061078026