



കേരള സർക്കാർ

COVID-19 OUTBREAK CONTROL AND PREVENTION STATE
CELL HEALTH & FAMILY WELFARE DEPARTMENT
Govt of Kerala
www.health.kerala.gov.in

www.dhs.kerala.gov.in

controlroomdhskerala@gmail.com

KeralaHEALTH-COVID-19 DAILY VACCINATION BULLETIN

Date: 27/01/2022

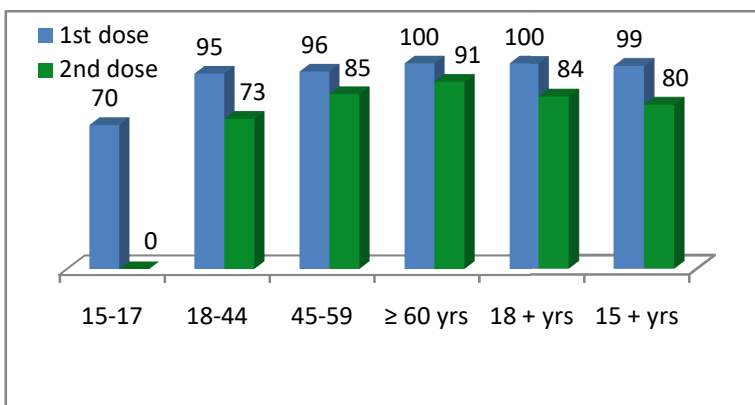
**OUR HEALTH OUR RESPONSIBILITY
VACCINE ADVISORY**

- *People who are vaccinated with Covid Vaccine are reported to have reduced Covid related ICU admissions, serious disease and death.*
- *Early vaccination is useful to safeguard our life from this deadly disease.*
- *Vaccination sessions are planned as per the availability of vaccine. All are requested to cooperate.*
- *After receiving the first dose, second dose of Covishield vaccine is to be taken between 12–16 weeks and second dose of Covaxin between 4-6 weeks.*
- *Covid vaccination is currently available to all above the age of 18.*
- *Vaccination is available free of cost in all Government covid vaccination centers, and at a nominal rate (as per the GoI order F.No.2079203/2021/Immunization) in selected private Hospitals.*
- **ENSURE ALL YOUR ELIGIBLE FAMILY MEMBERS ARE PROTECTED BY RECEIVING ANY OF THE AVAILABLE COVID VACCINE.**
- **“BOTH COVAXIN AND COVISHIELD ARE EQUALLY EFFECTIVE AND SAFE”**
- **“BE FULLY PROTECTED – GET THE SECOND DOSE AT YOUR SCHEDULED TIME”**

ANALYSIS

COVID-19 mass vaccinations are showing signs of preventing illness and steep decline in cases and hospital admissions in countries which done vaccination. Kerala started its vaccination for health care workers from January 16, 2021. The COVID-19 Vaccines Operational Guidelines issued by the Ministry of Health and Family Welfare, Govt. of India, 28th December 2020 and all subsequent Guidelines issued by Ministry of Health and Family Welfare, Govt of India are followed at the sites and all vaccination lanes

Summary of COVID Vaccine Administered as on 27-01-2022 midnight



99% of eligible population vaccinated with a single dose till January 27



99%

80% of eligible population vaccinated with double dose till January 27



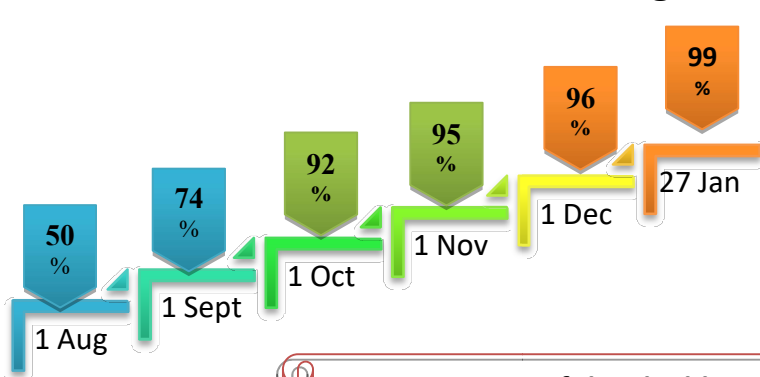
80%

State has vaccinated more than 96% of people aged more than 45-59 years with a single dose



96%

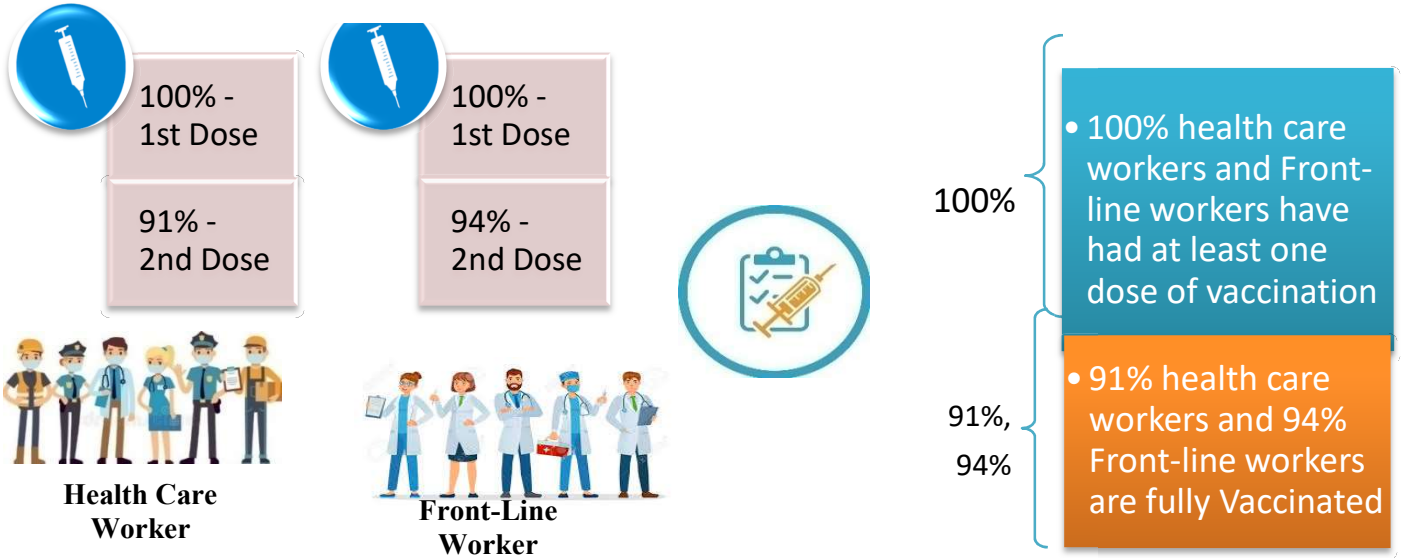
Time Line of Vaccination Coverage



Kerala began administration of COVID 19 Vaccines on 16th January, 2021. As of 27th January 2022, Kerala has administered over 50 million doses overall, including first and second doses of vaccines.


Over 99 per cent of the eligible population (15 + years) in Kerala has been administered the first dose of the Covid-19 vaccine. The state has achieved the target within 377 days since the beginning of the vaccination drive on January 16.

Health Care Workers & Front-line Workers Vaccinated



Are You Vaccinated? You Still Need to Practice: SMS

- Even after vaccination, follow COVID appropriate behavior
- Practice Social Distancing and greet without physical contact
- Always wear clean face mask
- Wash your hands thoroughly and frequently or use hand sanitizer
- Follow the current COVID 19 guidelines to prevent further spread
- Stay Safe. Stay Strong. Get Vaccinated



Even After Getting Vaccinated Keep Taking Precautions to Protect Your Self



GET VACCINATED



WASH YOUR HANDS



WEAR A MASK



KEEP YOUR DISTANCE

The Race Towards Full Vaccination - Weekly Trend

15th Jan, 2022 – 21st Jan, 2022

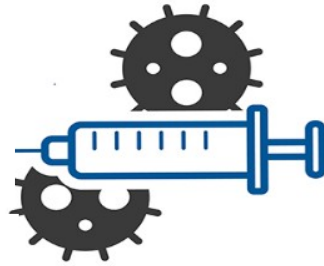
Kerala Administered over

5.64 Lakh

COVID Vaccine Doses

in the last 7 days

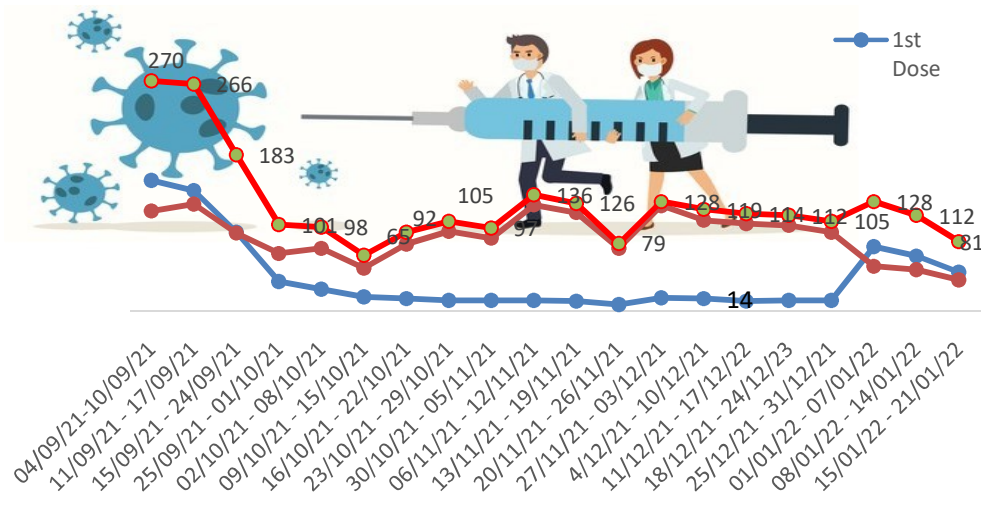
(15th Jan, 2022 to 21st Jan)



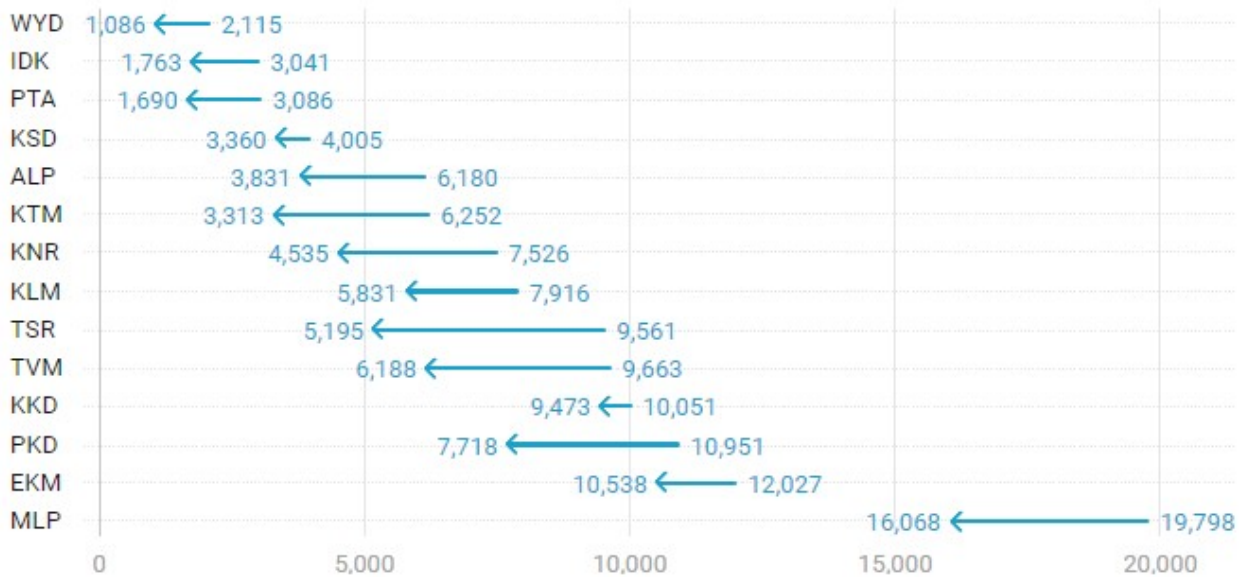
From 15th Jan, 2022 to 21st Jan, 2022 on average

0.81 lakh doses were administered daily.

Average Doses Administered Per day per week (in 1000)



Trend in average per day vaccination for the last two weeks




Race Against Time – Vaccination Quarterly Status

(Q1: 16th Jan-Mar, Q2: Apr-June, Q3: July-Sep, Q4: Oct-Dec)

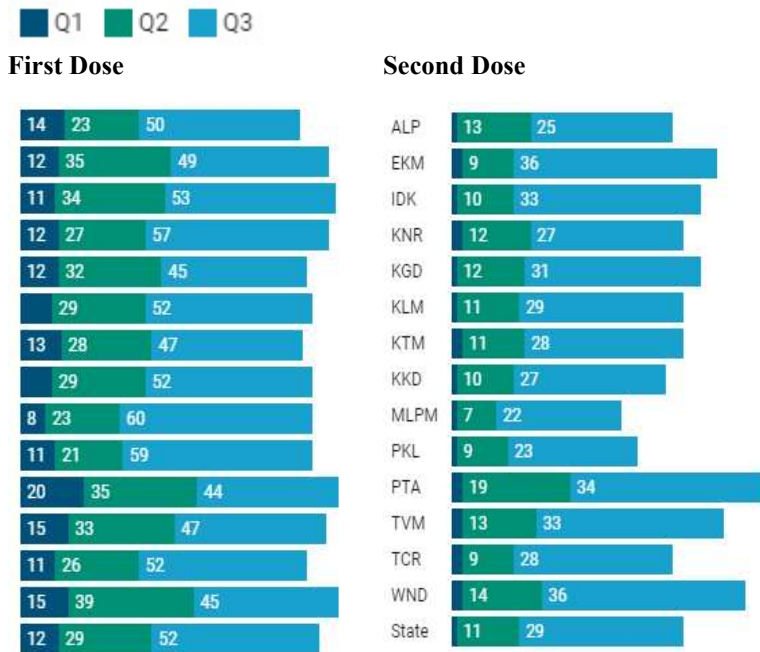
Daily Average Dozes Administered per Quarter

In the first Quarter, only 42201 first dozes and 5324 second dozes were administered daily on average. During the second, third and fourth quarters, the daily vaccination of the first and second dozes increased significantly.



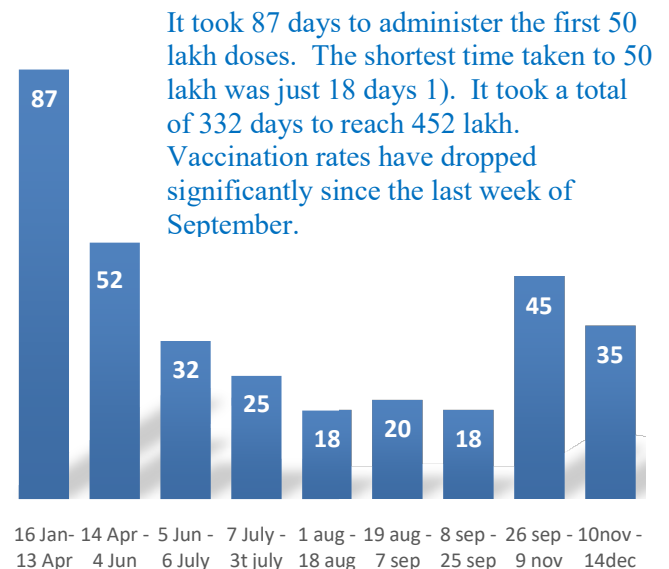
Vaccination Achievement per Quarter

In the third quarter of the immunization drive, 52% of the eligible population (18 + age) in Kerala were given the first dose and 29% the second dose.



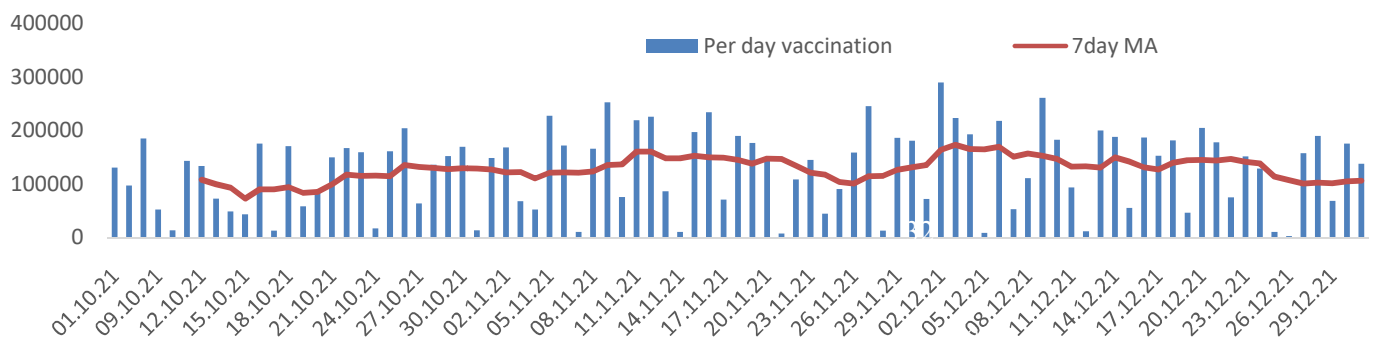
Dose Progression

The chart shows the days taken for total COVID-19 Vaccination doses(both first and second) in Kerala to cross every 50 lakh dose mark



Vaccine Administered per Day and 7 days Moving Average in Last Quarter (Oct -Dec)

The seven-day moving average of daily dozes in the last quarter showed a peak on December 2nd and continued to fluctuate thereafter



Important Message to the Public

- a. *Infection or infection rate is only a part and disease manifestation of disease is to be monitored*
- b. *Fatality among vaccinated people is very less. Disease severity among vaccinated people is less.*
- c. *People with comorbidity should be careful. Once detected covid positive they should get admitted and do not stay at home.*
- d. *Death among non-vaccinated people, especially people with comorbidity is because of late arrival in hospitals*
- e. *Diabetes and Hypertension together is the most common cause of patient death if they arrive late.*
- f. *Vaccinated people, only if symptomatic are advised to consult Doctor.*
- g. *Non Vaccinated people, if symptomatic, may do RTPCR test*
- h. *Antigen testing is only for emergency purpose*
- i. *Non vaccinated people with co-morbidities to do testing by RTPCR and consult doctor*
- j. *Repeat RTPCR is not needed among the people who are detected COVID positive in the previous 2 months*
- k. *All young person detected positive and at home isolation should do glucose test*

TABLE1.Total Vaccination done in the State as on 27/01/2022 midnight

State Summary-Total doses administered till 28/1/2022					at 12 AM			
District	Target	First Dose	Percent age	Second Dose	Percentage*	Precaution Dose	Percentage	Total doses administered
Alappuzha	1785011	1668914	93%	1446233	81%	35436	42%	3,150,583
Ernakulam	3126405	3187254	102%	2559974	82%	54748	36%	5,801,976
Idukki	920421	925451	101%	729204	79%	11054	29%	1,665,709
Kannur	2011583	2085104	104%	1710435	85%	34613	37%	3,830,152
Kasaragod	1052859	1006135	96%	790459	75%	16284	37%	1,812,878
Kollam	2198745	2144173	98%	1736124	79%	33931	38%	3,914,228
Kottayam	1647422	1607598	98%	1329708	81%	37631	45%	2,974,937
Kozhikode	2642551	2582613	98%	2010834	76%	30223	27%	4,623,670
Malappuram	3229570	3239112	100%	2363023	73%	26642	36%	5,628,777
Palakkad	2273003	2241362	99%	1771753	78%	33146	34%	4,046,261
Pathanamthitta	1085342	1122312	103%	905439	83%	37566	42%	2,065,317
Thiruvananthapuram	2820638	2778551	99%	2278862	81%	56138	35%	5,113,551
Thrissur	2669204	2543466	95%	2186910	82%	55323	51%	4,785,699
Wayanad	688943	718159	104%	588049	85%	14934	33%	1,321,142
Grand Total	28,151,697	27,850,204	99%	22,407,007	80%	477,669	38%	50,734,880

TABLE2. Covid-19 Vaccination Center Functional in the State as on 27/01/2022 midnight

<i>DISTRICTS</i>	15+	18+	Total
Alappuzha	85	93	178
Ernakulam	49	107	156
Idukki	13	36	49
Kannur	17	63	80
Kasaragod	0	50	50
Kollam	33	69	102
Kottayam	7	87	94
Kozhikode	91	51	142
Malappuram	37	103	140
Palakkad	20	66	86
Pathanamthitta	62	75	137
Thiruvananthapuram	113	29	142
Thrissur	39	132	171
Wayanad	37	71	108
GrandTotal	603	1032	1635

TABLE3. Health Care Workers Coverage as on 27/01/2022 midnight

DISTRICT	1st DOSE	2nd Dose	% fully vaccinated	Precaution dose	Precaution dose (%) *
Alappuzha	29013	27141	94%	9668	50%
Ernakulam	85557	75439	88%	20296	34%
Idukki	13551	12964	96%	4043	43%
Kannur	40380	37366	93%	13713	49%
Kasaragod	11610	10775	93%	3515	45%
Kollam	36029	33638	93%	10439	44%
Kottayam	38703	36151	93%	12050	46%
Kozhikode	52732	47795	91%	11665	35%
Malappuram	44829	41842	93%	12195	49%
Palakkad	34671	31877	92%	11182	46%
Pathanamthitta	29332	24985	85%	8753	45%
Thiruvananthapuram	73415	66141	90%	19147	39%
Thrissur	51909	49062	95%	20157	54%
Wayanad	13977	13261	95%	5041	48%
Grand Total	555708	508437	91%	161864	44%

1st Dose coverage for HCW is 100%
 *Proportion of beneficiaries who are eligible (completed 9 months after 2nd dose)

TABLE4. Frontline workers Coverage as on 27/01/2022 midnight

DISTRICT	1st dose	2nd Dose	% fully vaccinated	Precaution dose	Precaution dose(%) *
Alappuzha	39123	36649	94%	8073	32%
Ernakulam	54926	50185	91%	9574	28%
Idukki	22991	21270	93%	3330	23%
Kannur	41375	39883	96%	6426	24%
Kasaragod	24613	22383	91%	4003	26%
Kollam	42226	38651	92%	5800	26%
Kottayam	32138	30512	95%	7713	35%
Kozhikode	55262	52427	95%	4538	14%
Malappuram	53911	51130	95%	6782	22%
Palakkad	48092	45386	94%	9121	29%
Pathanamthitta	25247	22449	89%	4341	27%
Thiruvananthapuram	72974	67325	92%	11077	30%
Thrissur	41902	40671	97%	12133	46%
Wayanad	17018	16061	94%	2421	21%
Grand Total	571798	534982	94%	95332	28%

1st Dose coverage for FLW is 100%
 *Proportion of beneficiaries who are eligible (completed 9 months after 2nd dose)

TABLE5.Age-Appropriate Group (45-59 Years) Coverage as on 27/01/2022 midnight

Table 5: Age appropriate group (45-59 years) coverage					
45-59 years Coverage as on 28/01/2022 at 12 AM					
District	Target	1st Dose Coverage	Percentage	2nd Dose Coverage	Percentage fully vaccinated
Alappuzha	535436	438025	82%	406855	76%
Ernakulam	809349	781855	97%	687493	85%
Idukki	237564	246591	104%	215723	91%
Kannur	527295	514682	98%	467719	89%
Kasaragod	253027	251600	99%	220817	87%
Kollam	541201	558656	103%	490844	91%
Kottayam	478470	413253	86%	365711	76%
Kozhikode	658949	652912	99%	565483	86%
Malappuram	733338	720438	98%	604221	82%
Palakkad	614226	545613	89%	483291	79%
Pathanamthitta	264372	281278	106%	248672	94%
Thiruvananthapuram	735836	679873	92%	600881	82%
Thrissur	689418	662566	96%	608414	88%
Wayanad	170537	176955	104%	162786	95%
Grand Total	7249018	6,924,297	96%	6,128,910	85%

TABLE6.Age-Appropriate Group (≥60 Years) Coverage as on 27/01/2022 midnight

Table 6: Age appropriate group (≥ 60 years) coverage							
≥ 60 years Coverage as on 28/01/2022 at 12 AM							
District	Target	1st Dose Coverage	Percentage	2nd Dose Coverage	Percentage fully vaccinated	Precaution dose	%
Alappuzha	424565	428136	101%	394373	93%	17695	44%
Ernakulam	673885	675013	100%	612848	91%	24878	42%
Idukki	193981	194249	100%	170789	88%	3681	26%
Kannur	438602	443761	101%	406229	93%	14474	39%
Kasaragod	182460	181420	99%	158659	87%	8766	41%
Kollam	497558	498594	100%	447633	90%	17692	41%
Kottayam	418008	418835	100%	377902	90%	17868	50%
Kozhikode	526896	527933	100%	471136	89%	14020	30%
Malappuram	477642	486986	102%	425172	89%	7665	41%
Palakkad	437708	438768	100%	394000	90%	12843	31%
Pathanamthitta	311297	311667	100%	277751	89%	24472	45%
Thiruvananthapuram	630465	631601	100%	562100	89%	25914	35%
Thrissur	581781	586974	101%	549065	94%	23033	51%
Wayanad	128009	128134	100%	113347	89%	7472	32%
Grand Total	5922857	5,952,071	100%	5,361,004	91%	220,473	40%

TABLE 6. Age-Appropriate Group (18-44 Years) Coverage as on 27/01/2022 midnight

18-44 years Coverage as on 28/01/2022 at 12 AM					
District	Target	First Dose		2nd Dose Coverage	Percentage fully vaccinated*
		1st Dose Coverage	Percentage		
Alappuzha	744178	664369	89%	581215	78%
Ernakulam	1470864	1495031	102%	1134009	77%
Idukki	437537	416053	95%	308458	70%
Kannur	947964	955436	101%	759238	80%
Kasaragod	556876	495011	89%	377825	68%
Kollam	1054752	924168	88%	725358	69%
Kottayam	665544	649168	98%	519432	78%
Kozhikode	1313678	1203497	92%	873993	67%
Malappuram	1777378	1799056	101%	1240658	70%
Palakkad	1088327	1073034	99%	817199	75%
Pathanamthitta	460819	439925	95%	331582	72%
Thiruvananthapuram	1309099	1235509	94%	982415	75%
Thrissur	1274465	1089619	85%	939698	74%
Wayanad	361152	351569	97%	282594	78%
Grand Total	13462633	12,791,445	95%	9,873,674	73%

*Among those who have taken first dose

TABLE 7. Age-Appropriate Group (15-17 Years) Coverage as on 27/01/2022 midnight

Table 6: Age appropriate group (15-17 years) coverage			
15-17 years Coverage as on		28/01/2022	at 12 AM
District	Target	1st Dose Coverage	Percentage
Alappuzha	80832	70248	87%
Ernakulam	172307	94872	55%
Idukki	51339	32016	62%
Kannur	97722	89470	92%
Kasaragod	60496	41881	69%
Kollam	105234	84500	80%
Kottayam	85400	55501	65%
Kozhikode	143028	90277	63%
Malappuram	241212	133892	56%
Palakkad	132742	101184	76%
Pathanamthitta	48854	34863	71%
Thiruvananthapuram	145238	85179	59%
Thrissur	123540	110496	89%
Wayanad	29245	30506	104%
Grand Total	1,517,189	1,054,885	70%

TABLE 8. State Summary(18+) as on 27/01/2022 midnight

State Summary (18+) 28-01-2022 at 12 AM							
District	Target	First Dose	Percentage	Second Dose	Percentage*	Precaution Dose	Percentage
Alappuzha	1704179	1598666	94%	1446233	85%	35436	42%
Ernakulam	2954098	3092382	105%	2559974	87%	54748	36%
Idukki	869082	893435	103%	729204	84%	11054	29%
Kannur	1913861	1995634	104%	1710435	89%	34613	37%
Kasaragod	992363	964254	97%	790459	80%	16284	37%
Kollam	2093511	2059673	98%	1736124	83%	33931	38%
Kottayam	1562022	1552097	99%	1329708	85%	37631	45%
Kozhikode	2499523	2492336	100%	2010834	80%	30223	27%
Malappuram	2988358	3105220	104%	2363023	79%	26642	36%
Palakkad	2140261	2140178	100%	1771753	83%	33146	34%
Pathanamthitta	1036488	1087449	105%	905439	87%	37566	42%
Thiruvananthapuram	2675400	2693372	101%	2278862	85%	56138	35%
Thrissur	2545664	2432970	96%	2186910	86%	55323	51%
Wayanad	659698	687653	104%	588049	89%	14934	33%
Grand Total	2,67,09,000	26,795,319	100%	22,407,007	84%	477,669	38%

*Revised target population(> 18 years) as per MOHFW is 2.67 crores
*As per letter from Additional Secretary MOHFW- D O No 2317579/2021/Imm dated 15/09/2021

TABLE 9. Achievement for the day 27/01/2022 midnight

Daily achievement 28-01-2022				
District	First Dose	Second Dose	Precaution dose	Total Doses Administered
Alappuzha	864	2005	3771	6640
Ernakulam	2751	5549	2643	10943
Idukki	373	1047	511	1931
Kannur	1354	3569	2425	7348
Kasaragod	719	1858	1735	4312
Kollam	2131	2745	2729	7605
Kottayam	723	2312	2679	5714
Kozhikode	2487	2411	1070	5968
Malappuram	4090	5889	2066	12045
Palakkad	1873	4377	2352	8602
Pathanamthitta	440	1033	3991	5464
Thiruvananthapuram	4397	840	1770	7007
Thrissur	1050	3372	2694	7116
Wayanad	1432	1613	1157	4202
Grand Total	24684	38620	31593	94897

** Vaccine stock details couldn't be downloaded from e-VIN portal as the portal is down.

TABLE 9.COVID Vaccination related sites

support@cowin.gov.in https://www.cowin.gov.in/home https://dashboard.kerala.gov.in/ https://dhs.kerala.gov.in/https://aogyakeralam.gov.in/https://sha.kerala.gov.in/

TABLE10. COVID Vaccination related Helpline numbers

National/State/District	Line1	Line2	Line3
National Helpline	1075	+91 1123978046	0120 4473222
Disha	1056	04712552056	
StateCallCenter	04712309251	04712309252	04712309255
Thiruvananthapuram	9188610100	1077	
Kollam	04742797609	8589015556	
Pathanamthitta	04682222515	04682228220	
Alappuzha	04772239999		
Kottayam	04812565200	04812304800	04812581900
Idukki	18004255640	04862232220	04862233118
Ernakulam	9072303861		
Thrissur	9400066921	9400066922	9400066923
Palakkad	04912505264	04912505189	8943341439
Malappuram	04832733253	04832737858	04832733252
Kozhikode	7594001442		
Wayanad	04936202343	04936202375	9072510900
Kannur	04972700194		
Kasargod	9061076590	9061079244	9061078026